

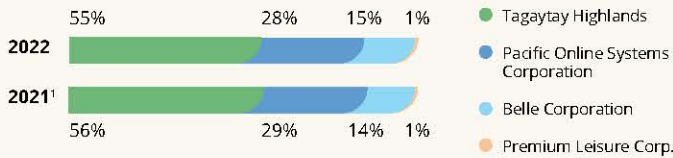
Our Social Performance

Total Headcount

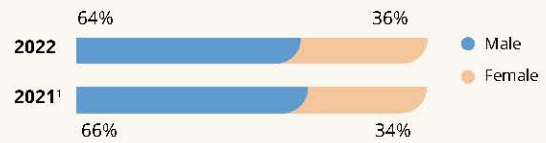


489 2022 **473¹** 2021

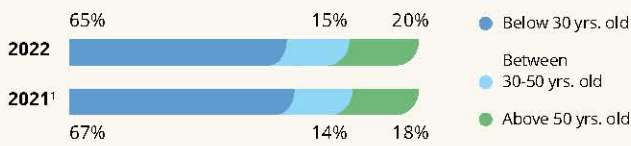
By Company



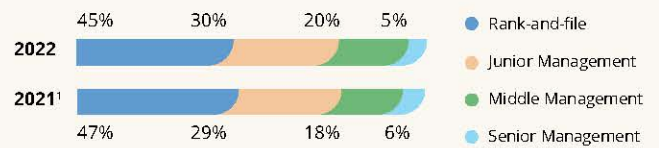
By Gender



By Age Group



By Level

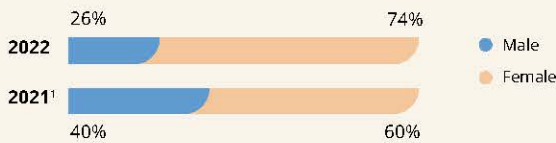


New Hires

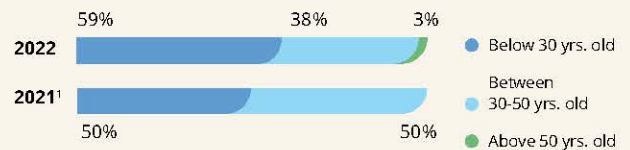


39 2022 **20** 2021

By Gender



By Age Group

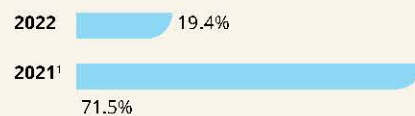


Hiring Rate




8.1% 2022 **4.2%¹** 2021

Employees Covered by a Collective Bargaining Agreement (CBA)

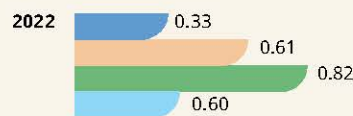


Training Hours

Total Training Hours



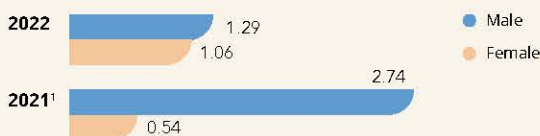
By Level




- Rank-and-file
- Junior Management
- Middle Management
- Senior Management



By Gender



Average Training Hours per Employee



¹ Recalculations were made in Belle Corporation's 2021 Our Social Performance to reflect changes in reporting scope and company structure. Please refer to page 65 for the Table of Restatements.