



## NOTICE OF ANNUAL STOCKHOLDERS' MEETING

**TO: ALL STOCKHOLDERS**

NOTICE is hereby given that there will be an annual meeting of the stockholders of Belle Corporation on **Monday, 23 April 2018** at 2 o'clock in the afternoon, at Function Room 1, SMX Convention Center, Mall of Asia Complex, Pasay City, Metro Manila, to consider the following:

### AGENDA

1. Call to Order
2. Proof of Notice of Meeting
3. Certification of Quorum
4. Approval of the Minutes of the Previous Meeting of Stockholders
5. Approval of 2017 Operations and Results
6. Ratification of all Acts of the Board of Directors and Management from the date of the last Annual Stockholders' Meeting to the date of this meeting
7. Election of Directors for 2018 – 2019
8. Appointment of External Auditors
9. Other Matters
10. Adjournment

Attached are the rationale for the above agenda items for reference.

In accordance with the rules of the Philippine Stock Exchange, the close of business on **15 March 2018** has been fixed as the record date for the determination of the stockholders entitled to notice of and vote at said meeting and any adjournment thereof.

Registration for those who are personally attending the meeting will start at 1:00 p.m. and end promptly at 1:45 p.m. All stockholders who will not, are unable, or do not expect to attend the meeting in person are encouraged to fill out, date, sign the attached Proxy Form, and send a proxy to the Corporation at 5th Floor Tower A, Two E-com Center, Palm Coast Avenue, Mall of Asia Complex CBP-1A, Pasay City, Philippines. All proxies should be received by the Corporation **at least seven (7) days** before the meeting, or on or before **12 April 2018**. Proxies submitted shall be validated by a Committee of Inspectors on **13 April 2018** at 10:00 o'clock in the morning at 5th Floor Tower A, Two E-com Center, Palm Coast Avenue, Mall of Asia Complex CBP-1A, Pasay City. For corporate stockholders, the proxies should be accompanied by a Secretary's Certification on the appointment of the corporation's authorized signatory.

For your convenience in registering your attendance at the meeting, you (or your proxy) are requested to bring valid identification paper(s) containing a photograph and signature, e.g. passport, driver's license, or Company ID.

City of Pasig, Metro Manila, March 15, 2018.



**A. BAYANI K. TAN**  
Corporate Secretary

## RATIONALE FOR AGENDA ITEMS:

- 1. Call to Order.** The Chairman of the Board of Directors, Mr. Jose T. Sio, will call the meeting to order.
- 2. Proof of Notice of Meeting.** The Corporate Secretary, Atty. A. Bayani K. Tan, will certify that copies of this Notice were sent to Stockholders of record as of **March 15, 2018**.
- 3. Certification of Quorum.** The Corporate Secretary will also certify the number of attendees, whether in person or by proxy, for the purpose of determining the existence of quorum to validly transact business.
- 4. Approval of the Minutes of the Previous Meeting of Stockholders held on April 24, 2017.** The Draft Minutes of the April 24, 2017 Annual Stockholders' Meeting are available on the Corporation's website: <http://www.bellecorp.com/investor-relations/disclosures/asm-minutes-and-results-asm> and copies will also be made available during the ASM. Stockholders will be asked to approve the Minutes of the 2017 Annual Stockholders' Meeting as recommended by the Board of Directors.
- 5. Approval of 2017 Operations and Results.** A report on the highlights of the performance of the Corporation for the year ended 2017 will be presented to Stockholders. The same was reviewed by the Audit Committee and the Board of Directors, and have been audited by the external auditors who declared an unqualified opinion on the Audited Financial Statements (AFS). A summary of the 2017 AFS shall be also be presented to the Stockholders. Stockholders, after identifying themselves, will be given an opportunity to raise questions regarding the operations and report of the Corporation.
- 6. Ratification of all Acts of the Board of Directors and Management from the date of the last Annual Stockholders' Meeting to the date of this meeting.** All actions, proceedings and contracts entered into, as well as resolutions made and adopted by the Board of Directors and of Management from the date of the Stockholders Meeting held on April 24, 2017 to the date of this meeting shall be presented for confirmation, approval, and ratification.
- 7. Election of Directors for 2018-2019.** The incumbent set of Board of Directors, as nominated, reviewed, qualified and recommended by the Corporate Governance Committee, shall be presented for election. Their proven expertise and qualifications based on current regulatory standards and the Corporation's own norms, will help sustain the Company's solid performance that will result to its stockholders' benefit. The profiles of the Directors are available in the Company website and on pages 4 – 7 and 14 – 16 of this SEC Form 20-IS. If elected, they shall serve as such from April 23, 2018 until their successors shall have been duly qualified and elected.
- 8. Appointment of External Auditors.** The Audit Committee has pre-screened and recommended, and the Board has endorsed for consideration of the stockholders to re-appoint SyCip Gorres & Velayo (SGV & Co.) as the Corporation's External Auditor for 2018-2019. SGV & Co. is one of the leading auditing firms in the country and is duly accredited by the Securities and Exchange Commission. The Stockholders will also be requested to delegate to the Board the authority to approve the appropriate audit fee for 2018.
- 9. Other Matters.** The Chairman will open the floor for comments and questions by the stockholders. Stockholders may raise other matters or issues that may be properly taken up at the meeting.
- 10. Adjournment.** After all business has been considered and resolved, the Chairman shall declare the meeting adjourned.

**PROXY FORM**

The undersigned stockholder of Belle Corporation (the "Company") hereby appoints \_\_\_\_\_ or in his absence, the Chairman of the meeting, as attorney and proxy, with power of substitution, to represent and vote all shares registered in his/her/its name as proxy of the undersigned stockholder, at the Annual Meeting of Stockholders of the Company on April 23, 2018 and at any of the adjournments thereof for the purpose of acting on the following matters:

1. Election of Directors.

\_\_\_\_ 1.1. Vote for all nominees listed below:

- 1.1.1. Jose T. Sio
- 1.1.2. Willy N. Ocier
- 1.1.3. Elizabeth Anne C. Uychaco
- 1.1.4. Manuel A. Gana
- 1.1.5. Arthur L. Amansec
- 1.1.6. Jacinto C. Ng, Jr.
- 1.1.7. Emilio S. De Quiros, Jr.
- 1.1.8. Virginia A. Yap
- 1.1.9. Gregorio U. Kilayko (Independent Director)
- 1.1.10. Amando M. Tetangco, Jr. (Independent Director)
- 1.1.11. Cesar E.A. Virata (Independent Director)

\_\_\_\_ 1.2. Withhold authority for all nominees listed above

\_\_\_\_ 1.3 Withhold authority to vote for the nominees listed below:

\_\_\_\_\_

\_\_\_\_\_

\_\_\_\_\_

2. Approval of minutes of previous Annual Stockholders' Meeting.

\_\_\_ Yes \_\_\_ No \_\_\_ Abstain

3. Approval of 2017 Annual Report.

\_\_\_ Yes \_\_\_ No \_\_\_ Abstain

4. Ratification of all acts and resolutions of the Board of Directors and Management from date of last Stockholders' Meeting to April 23, 2018.

\_\_\_ Yes \_\_\_ No \_\_\_ Abstain

5. Election of SyCip Gorres Velayo & Co. as external auditor.

\_\_\_ Yes \_\_\_ No \_\_\_ Abstain

6. At their discretion, the proxies named above are authorized to vote upon such other matters as may be properly come before the meeting.

\_\_\_ Yes \_\_\_ No \_\_\_ Abstain

\_\_\_\_\_  
Printed Name of Stockholder

\_\_\_\_\_  
Signature of Stockholder /  
Authorized Signatory

\_\_\_\_\_  
Date

THIS PROXY FORM SHOULD BE RECEIVED BY THE CORPORATE SECRETARY AT LEAST SEVEN (7) DAYS BEFORE THE DATE SET FOR THE ANNUAL MEETING AS PROVIDED IN THE BY-LAWS.  
This Proxy Form shall be valid for five (5) years from date of signing.

## SECRETARY'S CERTIFICATE

I, \_\_\_\_\_, Filipino, of legal age and with office address at \_\_\_\_\_, do hereby certify that:

1. I am the duly appointed Corporate Secretary of \_\_\_\_\_ (the "Corporation"), a corporation duly organized and existing under and by virtue of the laws of the Republic of the Philippines, with office address at \_\_\_\_\_;

2. Based on the records, during the lawfully convened meeting of the Board of Directors of the Corporation held on \_\_\_\_\_, the following resolution was passed and approved:

"RESOLVED, That \_\_\_\_\_, \_\_\_\_\_, be authorized and appointed, as he is hereby authorized and appointed, as the Corporation's Proxy (the "Proxy") to attend all meetings of the stockholders of Belle Corporation (BELLE) whether the meeting is regular or special, or at any meeting postponed or adjourned therefrom, with full authority to vote the shares of stock of the Corporation held in BELLE and to act upon all matters and resolution that may come before or presented during meetings, or any adjournments thereof, in the name, place and stead of the Corporation.

"RESOLVED, FINALLY, That BELLE be furnished with a certified copy of this resolution and BELLE may rely on the continuing validity of this resolution until receipt of written notice of its revocation."

3. The foregoing resolution has not been modified, amended or revoked in accordance with the records of the Corporation presently in my custody.

IN WITNESS WHEREOF, I have signed this instrument in \_\_\_\_\_ on \_\_\_\_\_.


\_\_\_\_\_  
Printed Name and Signature of the  
Corporate Secretary



SUBSCRIBED AND SWORN TO BEFORE ME on \_\_\_\_\_ in \_\_\_\_\_.  
Affiant exhibited to me his Competent Evidence of Identity by way of \_\_\_\_\_ issued  
on \_\_\_\_\_ at \_\_\_\_\_.

Doc. No. \_\_\_\_\_;  
Page No. \_\_\_\_\_;  
Book No. \_\_\_\_\_;  
Series of \_\_\_\_\_.

<p><b>JOSE T. SIO</b></p>	
<p><b>EDUCATION / EXPERIENCE</b></p>	<p>Mr. Jose T. Sio, 78, is the Chairman of the Board of Directors of Belle Corporation and is concurrently the Chairman of the Board of Directors of SM Investments Corporation. He is a member of the Board of Directors of China Banking Corporation and Atlas Consolidated Mining and Development Corporation. He is also an Adviser to the Board of Directors of BDO Unibank, Inc. and Premium Leisure Corp. Mr. Sio was a Senior Partner of Sycip Gorres Velayo &amp; Co. (SGV).</p> <p>He is a Certified Public Accountant and obtained his Master's degree in Business Administration (MBA) from New York University, USA.</p>
<p><b>WILLY N. OCIER</b></p>	
<p><b>EDUCATION / EXPERIENCE</b></p>	<p>Mr. Willy Ocier, 61, is one of the two Co-Vice Chairpersons of Belle Corporation. His positions with associated companies are as follows: Chairman and President of Pacific Online Systems Corporation; Chairman of APC Group, Inc., Premium Leisure Corp., and PremiumLeisure and Amusement, Inc.; Chairman of Tagaytay Midlands Golf Club, Inc., The Country Club at Tagaytay Highlands, Inc. and The Spa and Lodge Inc.; and Vice Chairman of Tagaytay Highlands International Golf Club, Inc. Mr. Ocier also sits as a Director of the following unaffiliated corporations: AbaCore Capital Holdings, Inc., Leisure and Resorts World Corporation, Vantage Equities, Inc., Philequity Management, Inc., Philequity Funds, Philippine Global Communications, Inc. and Toyota Corporation Batangas.</p> <p>He graduated from Ateneo de Manila University with a Bachelor of Arts degree in Economics.</p>
<p><b>ELIZABETH ANNE C. UYCHACO</b></p>	
<p><b>EDUCATION / EXPERIENCE</b></p>	<p>Ms. Uychaco, 62, is a Board Director and Co-Vice Chairperson of Belle Corporation. She is also a Senior Vice President of SM Investments Corporation, and a Board Director of Republic Glass Holdings Corporation, BDO Life Assurance Company, Inc, The Net Group and ACE Hardware Philippines, Inc. She was a Board Director of Megawide Construction Corp., Premium Leisure Corp., Premium Leisure and Amusement, Inc., and Transnational Diversified Corp. She was also formerly Senior Vice President and Chief Marketing Officer of Philippine American Life and General Insurance Company and Board Director of Philam Call Center, and Vice President of Globe Telecom, Inc., Kuok Philippine Properties, Inc. and Transnational Diversified Corp.</p> <p>Ms. Uychaco graduated from St. Scholastica's College in 1978 with a Bachelor of Arts Degree. She obtained a Master's Degree in Business Economics from the University of Asia and Pacific and a Master's Degree in Business Administration from the Ateneo School of Business.</p>

<p><b>ARTHUR L. AMANSEC</b></p>	
<p><b>EDUCATION / EXPERIENCE</b></p>	<p>Mr. Amansec, 71, is currently a Commissioner of the Social Security System. He was appointed as such in October 2016. Prior to his appointment to the Social Security System, he served as Labor Arbiter for the National Labor Relations Commission – National Capital Region (NLRC-NCR). Mr. Amansec previously worked for the Siguion-Reyna, Montecillo and Ongsiako Law Offices and as counsel for the National Mines and Allied Worker’s Union. He was also the founder and the first National President of the Christian Labor Organization of the Philippines.</p> <p>He graduated from the University of the Philippines in 1967 with a Bachelor of Arts degree, and obtained his Bachelor of Laws degree at the San Beda College in 1972. He holds a Master of Laws degree from the University of South Wales, NSW, Sydney, Australia.</p>
<p><b>EMILIO S. DE QUIROS, JR.</b></p>	
<p><b>EDUCATION / EXPERIENCE</b></p>	<p>Mr. De Quiros, 69, served as a Director since Sept 2010 and elected as Chairman of the Board from August 2016 until April 2017. He was re-elected as Director on December 04, 2017. He is also an independent director of Atlas Consolidated Mining and Development Corporation. Previously, he was the President and Chief Executive Officer of the Social Security System and Director of UnionBank of the Philippines and Philhealth Insurance Corporation. Prior to that, he was an Executive Vice President of Bank of the Philippine Islands, and President of Ayala Life Insurance Inc., Ayala Plans Inc. and BPI Bancassurance, Inc.</p> <p>Mr. De Quiros graduated from Ateneo de Naga with a Bachelor of Arts in Economics degree (Cum Laude), and holds a Master of Arts in Economics degree from University of the Philippines.</p>
<p><b>MANUEL A. GANA</b></p>	
<p><b>EDUCATION / EXPERIENCE</b></p>	<p>Mr. Gana, 60, was promoted to President and Chief Executive Officer, and elected as a Director on March 15, 2017. Mr. Gana was appointed as the Vice President and Chief Financial Officer of the Company in September 2000, and was promoted to Executive Vice President and Chief Financial Officer in August 2007. He joined Belle in 1997 as Vice President for Corporate Development and Special Projects, during which time he was also assigned as the Vice President-Finance and Chief Financial Officer for MagiNet Corporation, then a subsidiary of Sinophil Corporation (now called Premium Leisure Corp.). He is also a Director of Tagaytay Highlands International Golf Club, Inc. Previously, he was Director of Investment Banking at Nesbitt Burns Securities Inc. in New York. He also previously worked for Bank of Montreal and Merrill Lynch Capital Markets (both in New York), and for Procter &amp; Gamble Philippine Manufacturing Corporation.</p>

	<p>Mr. Gana holds a Master of Business Administration degree from the Wharton School of the University of Pennsylvania, and degrees in Accounting and Economics from De La Salle University. He is a Certified Public Accountant.</p>
<p><b>GREGORIO U. KILAYKO</b></p>	
<p><b>EDUCATION / EXPERIENCE</b></p>	<p>Mr. Kilayko, 62, is an Independent Director of the Company and serves as an Independent Director of SM Prime Holdings, Inc. He is the former Chairman of ABN Amro's banking operations in the Philippines. He was the founding head of ING Barings' stock brokerage and investment banking business in the Philippines, and a Philippine Stock Exchange Governor in 1996 and 2000. He was a director of the Philippine Stock Exchange in 2003.</p> <p>Mr. Kilayko holds a Master of Business Administration degree from the Wharton School of the University of Pennsylvania.</p>
<p><b>JACINTO C. NG, JR.</b></p>	
<p><b>EDUCATION / EXPERIENCE</b></p>	<p>Mr. Ng, 48, is a Board Director and concurrently a Director of Highlands Prime, Inc. He is the Chairman of Elanvital Enclaves, Inc., and Quantuvis Resources Corporation and also the President of Extraordinary Enclaves, Inc. and Everyhome Enclaves, Inc.</p> <p>Mr. Ng holds a Bachelor of Science degree in Architecture from the University of the Philippines.</p>
<p><b>AMANDO M. TETANGCO, JR.</b></p>	
<p><b>EDUCATION / EXPERIENCE</b></p>	<p>Mr. Tetangco, 65, is an Independent Director who was elected on December 4, 2017. He was the third Governor of the Bangko Sentral ng Pilipinas (BSP) and served for two consecutive 6-year terms from July 2005 to July 2017. Under his leadership, the BSP initiated bank regulatory reforms such as risk management, capitalization increase and asset quality, among others. A career central banker, he occupied different positions at the BSP where he started as an employee at the BSP's Department of Economic Research and rose from the ranks. He was connected with the Management Services Division of Sycip Gorres Velayo &amp; Co. before he joined the BSP.</p> <p>Mr. Tetangco graduated from Ateneo de Manila University with an AB Economics degree (Cum Laude) where he also took up graduate courses in Business Administration. As a BSP scholar, he obtained his MA in Public Policy and Administration (Development Economics) at the University of Wisconsin in Madison, USA.</p>

<p><b>CESAR E.A. VIRATA</b></p>	
<p><b>EDUCATION / EXPERIENCE</b></p>	<p>Mr. Virata, 87, is an Independent Director. He is currently the Vice Chairman of Rizal Commercial Banking Corporation (RCBC); and Director of RCBC subsidiaries and some affiliates. He is also an Independent Director of Lopez Holdings Corporation, City &amp; Land Developers, Inc. and Business World Publishing Corporation. He is a Director of Cavite Holdings Corporation and The World Trade Center Management Corporation. Mr. Virata was formerly the Chairman of the Board of Investments, Minister of Finance and Prime Minister of the Philippines. He was Dean of the University of the Philippines College of Business Administration, now named the UP Virata School of Business.</p> <p>Mr Virata holds an MBA from the Wharton School of the University of Pennsylvania and B.S. in Mechanical Engineering and B.S. in Business Administration degrees from the University of the Philippines.</p>
<p><b>VIRGINIA A. YAP</b></p>	
<p><b>EDUCATION / EXPERIENCE</b></p>	<p>Ms. Yap, 66, is a Director of the Company. She is also a member of the Company's Executive, Corporate Social Responsibility and Environmental &amp; Social Committees. Ms. Yap holds key positions in SM Investments Corporation as a Senior Vice President – Office of the Chairman Emeritus and Securities Department. She is also a Director of the APC Group, Inc</p> <p>She holds a Bachelor of Science in Commerce (Major in Accounting) degree from the University of Mindanao.</p>



**SECURITIES AND EXCHANGE COMMISSION  
SEC FORM 20-IS**

**Information Statement Pursuant to Section 20  
of the Securities Regulation Code**

1. Check the appropriate box  
     Preliminary Information Statement  
     Definitive Information Statement
2. Name of Registrant as specified in its charter: **BELLE CORPORATION**
3. Province, country or other jurisdiction of incorporation or organization: **Metro Manila, Philippines**
4. SEC Identification Number: **52412**
5. BIR Tax Identification Number: **043-000-156-011**
6. Address of principal office: **5<sup>th</sup> Floor Tower A, Two E-com Center, Palm Coast Avenue, Mall of Asia Complex CBP-1A, Pasay City 1300**
7. Registrant's telephone number, including area code: **(632) 662-8888**
8. Date, time, and place of the meeting of security holders:  
  
    **Date** : **23 April 2018 (Monday)**  
    **Time** : **2:00 PM**  
    **Venue** : **Function Room 1, SMX Convention Center, Mall of Asia Complex, Pasay City, Metro Manila**
9. Approximate date on which the Information Statement is to be sent or given to security holders: **March 19, 2018.**
10. Securities registered pursuant to Sections 8 and 12 of the Code or Sections 4 and 8 of the RSA (information on number of shares and amount of debt is applicable only to corporate registrants):

Title of Each Class <b>Common Stock, ₱1.00 par value</b>	Number of Shares of Common Stock Outstanding <b>10,498,679,857</b> <i>(as of 28 February 2018)</i>
	Amount of Debt Outstanding <b>₱8.8 Billion</b> <i>(as of December 31, 2017)</i>

11. Are any or all of Registrant's securities listed on a Stock Exchange?

Yes                       No

If so disclose name of the Exchange : **The Philippine Stock Exchange, Inc.**  
Class of securities listed : **Common Shares**

**Statement that proxies are not solicited:**

**WE ARE NOT ASKING YOU FOR A PROXY AND YOU ARE REQUESTED NOT TO SEND US A PROXY.**

## GENERAL INFORMATION

### Date, time and place of meeting of security holders

- (a) Date - 23 April 2018 (Monday)  
Time - 2:00 P.M.  
Place - Function Room 1, SMX Convention Center, Mall of Asia Complex,  
Pasay City, Metro Manila
- (b) The approximate date on which the Information Statement will be sent or given to security holders is on March 19, 2018.
- (c) The complete mailing address of the principal office of Belle Corporation (the 'Company') is:  
**5th Floor Tower A, Two E-com Center, Palm Coast Avenue, Mall of Asia Complex  
CBP-1A, Pasay City 1300**

### Dissenters' Right of Appraisal

The matters to be voted upon in the Annual Stockholders' Meeting on **23 April 2018** are not among the instances enumerated in Sections 42 and 81 of the Corporation Code whereby the right of appraisal, defined to be the right of any stockholder to dissent and demand payment of the fair value of his shares, may be exercised. The instances where the right of appraisal may be exercised are as follows:

1. In case any amendment to the Articles of Incorporation has the effect of changing or restricting the rights of any stockholder or class of shares, or of authorizing preferences in any respect superior to those outstanding shares of any class, or of extending or shortening the term of corporate existence;
2. In case of sale, lease, exchange, transfer, mortgage, pledge or other disposition of all or substantially all of the corporate property and assets as provided in the Corporation Code;
3. In case the Company decides to invest its funds in another corporation or business outside of its primary purpose; and
4. In case of merger or consolidation.

### Interest of Certain Persons in or Opposition to Matters to be Acted Upon

- (a) No person who has been a director or officer or any nominee for election as director of the Company or associate of such persons, have substantial interest, direct or indirect, in any matter to be acted upon other than the election of directors for the year *2018*.
- (b) The Company is not aware of any director or security holder who intends to oppose any action to be taken by the registrant during the stockholders' meeting.

## CONTROL AND COMPENSATION INFORMATION

### Voting Securities and Principal Holders Thereof

- (a) As of *February 28, 2018*, the Registrant had 10,498,679,857 common shares outstanding and each share is entitled to one vote.
- (b) The record date with respect to the determination of the stockholders entitled to notice of and vote at the Annual Stockholders' Meeting is **March 15, 2018**.

- (c) With respect to the election of eleven (11) directors, each stockholder may vote such number of shares for as many as eleven (11) persons he may choose to be elected from the list of nominees, or he may cumulate said shares and give one candidate as many votes as the number of his shares multiplied by eleven (11) shall equal, or he may distribute them on the same principle among as many candidates as he shall see fit, provided that the total number of votes cast by him shall not exceed the number of shares owned by him multiplied by eleven (11).
- (d) Security ownership of certain record and beneficial owners and management.

(1) Security Ownership of Certain Record and Beneficial Owners

The following persons or groups are known to the Company as directly or indirectly the record or beneficial owners of more than five percent (5%) of the Company's voting securities as of February 28, 2018:

Title of Class	Name and Address of Record Owner and Relationship with issuer	Name and Address of Beneficial Owner and Relationship with Record Owner	Citizenship	No. of Shares Held	Percent
Common	Belleshare Holdings, Inc. Makati Stock Exchange Building Ayala Avenue, Makati City	Belleshare Holdings	Filipino	2,604,740,622	24.810
Common	PCD Nominee Corporation <sup>(1)</sup> G/F Makati Stock Exchange 6767 Ayala Avenue, Makati City	(see footnote)	Non-Filipino	2,140,226,218	20.386
Common	PCD Nominee Corporation <sup>(1)</sup> G/F Makati Stock Exchange 6767 Ayala Avenue, Makati City	(see footnote)	Filipino	1,761,582,184	16.779
Common	Sysmart Corporation <sup>(2)</sup> Makati Stock Exchange Building Ayala Avenue, Makati City	Sysmart Corporation	Filipino	1,629,353,802	15.520
Common	SM Development Corporation <sup>(2)</sup> Makati Stock Exchange Building Ayala Avenue, Makati City	SM Development Corporation (see footnote)	Filipino	735,553,560	7.006
Common	Sybase Equity Investments Corporation <sup>(2)</sup> Makati Stock Exchange Building Ayala Avenue, Makati City	Sybase (see footnote)	Filipino	531,320,577	5.061

(1) PCD Nominee Corporation ("PCDNC") is a wholly-owned subsidiary of Philippine Central Depository, Inc. ("PCD"). The beneficial owners of such shares registered under the name of PCDNC are PCD's participants who hold the shares in their own behalf or in behalf of their clients. The PCD is prohibited from voting these shares; instead, the participants have the power to decide how the PCD shares in Belle are to be voted. The participants of PCD who owns more than 5% of the Company's outstanding capital are:

- a. Citibank N. A. – with ownership of 1,199,610,029 or 11.426%, and
- b. The Hong Kong Shanghai Banking Corporation Limited– Clients’ Account – with ownership of 817,433,941 shares or 7.786%.

(2) Mr. Henry Sy, Sr. is the single largest shareholder of Belleshare Holdings, Sysmart Corporation, SM Development Corporation and Sybase Equity Investments Corporation.

The shares held by Belleshare Holdings Inc., Sysmart Corporation, SM Development Corporation, Sybase Equity Investments Corporation, Citibank N.A. and The Hong Kong Shanghai Banking Corporation-Client’s Account, shall be voted or disposed by the persons who shall be duly authorized by these record or beneficial shareholders for the purpose. The natural person/s that has/have the power to vote on the shares of the foregoing companies shall be determined upon the submission of its proxy form to the Company, which is not later than seven (7) days before the date of the meeting.

Apart from the foregoing, there are no other persons holding more than 5% of the Company’s outstanding capital stock.

(2) Security Ownership of Management

The following table shows the shares beneficially owned by the directors and executive officers of the Company as of February 28, 2018:

Title of Class	Name and Citizenship	Amount and nature of beneficial ownership		Percent of Class
Common	Jacinto C. Ng, Jr. (Filipino)	135,860,666	Direct	1.294
Common	Willy N. Ocier (Filipino)	44,197,702	Direct / Indirect	0.421
Common	Nancy O. Hui (Filipino)	3,500,000	Direct/ Indirect	0.033
Common	A. Bayani K. Tan (Filipino)	347,341	Direct	0.003
Common	Virginia A. Yap (Filipino)	160,000	Direct / Indirect	0.000
Common	Emilio S. De Quiros, Jr. (Filipino)	50,001	Direct/ Indirect	0.000
Common	Rogelio I. Robang (Filipino)	20,000	Direct	0.000
Common	Jose T. Sio (Filipino)	1,000	Direct	0.000
Common	Elizabeth Anne C. Uychaco (Filipino)	1,000	Direct	0.000
Common	Manuel A. Gana (Filipino)	1,000	Indirect	0.000
Common	Amando M. Tetangco, Jr. (Filipino)	1,000	Indirect	0.000
Common	Arthur L. Amansec (Filipino)	1	Indirect	0.000
Common	Gregorio U. Kilayko (Filipino)	1	Direct	0.000
Common	Cesar E. A. Virata (Filipino)	1	Direct	0.000
n/a	Michelle T. Hernandez (Filipino)	-	n/a	0.00
n/a	Zenia K. Sy (Filipino)	-	n/a	0.00
n/a	Tristan B. Choa (Filipino)	-	n/a	0.00
n/a	Arthur A. Sy (Filipino)	-	n/a	0.00
n/a	Jason C. Nalupta (Filipino)	-	n/a	0.00
Common	All directors and executive officers as a group	184,139,713		1.718

(3) Voting Trust Holders of Five Percent (5%) or More

There is no party known to the Company as holding any voting trust or any similar arrangement for five percent (5%) or more of the Company's voting securities.

**Changes in Control**

There is no arrangement that may result in a change in control of the Company.

**Directors and Executive Officers**

The names, ages, and periods of service of all incumbent Directors and Executive Officers of the Company are as follows:

**Directors:**

	<b>Name</b>	<b>Citizenship</b>	<b>Age as of 12.31.2017</b>	<b>Position</b>
1	<b>Jose T. Sio</b> <sup>(a)</sup>	Filipino	78	Director / Chairman (From April 24, 2017)
2	<b>Willy N. Ocier</b>	Filipino	61	Vice Chairperson
3	<b>Elizabeth Anne C. Uychaco</b>	Filipino	62	Vice Chairperson
4	<b>Arthur L. Amansec</b> <sup>(b)</sup>	Filipino	71	Director (From February 28, 2018)
5	<b>Emilio S. De Quiros, Jr.</b> <sup>(c)</sup>	Filipino	69	Chairman (August 05, 2016 to April 24, 2017); Director (From December 04, 2017)
6	<b>Gonzalo T. Duque</b> <sup>(d)</sup>	Filipino	65	Director (Until February 28, 2018)
7	<b>Frederic C. DyBuncio</b> <sup>(e)</sup>	Filipino	58	Director / President and CEO (up to March 15, 2017)
8	<b>Manuel A. Gana</b> <sup>(f)</sup>	Filipino	60	Director / President and CEO (From March 15, 2017)
9	<b>Gregorio U. Kilayko</b>	Filipino	62	Director (Independent)
10	<b>Jacinto C. Ng, Jr.</b>	Filipino	48	Director
11	<b>Washington Z. Sycip</b> <sup>(g)</sup>	Filipino-American	Deceased	Director (Independent) (Until October 07, 2017)
12	<b>Amando M. Tetangco, Jr.</b> <sup>(h)</sup>	Filipino	65	Director (Independent) (From December 04, 2017)
13	<b>Cesar E.A. Virata</b>	Filipino	87	Director (Independent)
14	<b>Virginia A. Yap</b>	Filipino	67	Director

## Executive Officers:

	Name	Citizenship	Age as of 12.31.2017	Position
1	Manuel A. Gana <sup>(f)</sup>	Filipino	60	President and CEO <i>(since March 15, 2017)</i> EVP and CFO <i>(up to March 15, 2017)</i>
2	Jackson T. Ongsip <sup>(i)</sup>	Filipino	44	EVP and CFO <i>(since March 15, 2017)</i>
3	Armin Raquel A. Santos	Filipino	50	EVP – Integrated Resorts
4	A. Bayani K. Tan	Filipino	62	Corporate Secretary
5	Arthur A. Sy	Filipino	48	Asst. Corporate Secretary
6	Jason C. Nalupta	Filipino	46	Asst. Corporate Secretary
7	Nancy O. Hui	Filipino	59	VP for Administration
8	Rogelio I. Robang	Filipino	58	VP for Corporate Raw Land
9	Michelle T. Hernandez	Filipino	46	VP for Governance
10	Tristan B. Choa <sup>(j)</sup>	Filipino		VP for Investor Relations <i>(since March 23, 2018)</i>
11	Zenia K. Sy	Filipino	56	VP for Sales
12	Frederic C. DyBuncio <sup>(e)</sup>	Filipino	58	President and CEO <i>(up to March 15, 2017)</i>
13	Ian Jason R. Aguirre <sup>(k)</sup>	Filipino	44	SVP - Chief Operating Officer <i>(up to March 15, 2017)</i>

- (a) Mr. Sio was elected as Chairman of the Board on Apr. 24, 2017.
- (b) Mr. Amansec was elected as a Director on Feb. 23, 2018, effective Feb. 28, 2018, replacing Dr. Gonzalo T. Duque.
- (c) Mr. De Quiros, Jr. resigned as Chairman and Director on Apr. 24, 2017; and re-elected as Director on Dec. 04, 2017.
- (d) Dr. Duque was elected as a Director on Feb. 28, 2017, and resigned in Feb. 2018.
- (e) Mr. DyBuncio resigned as a Director and as President and CEO, effective March 15, 2017. He continues his involvement in the Company as an Adviser to the Board of Directors.
- (f) Mr. Gana was elected as a Director, and appointed as President and CEO, on Feb 28, 2017, eff. Mar. 15, 2017.
- (g) Mr. Sycip served as an Independent Director until he passed away on Oct. 7, 2017.
- (h) Mr. Tetangco was elected as an Independent Director on Dec. 04, 2017.
- (i) Mr. Ongsip was appointed as Executive Vice President and CFO, on Feb. 28, 2017, eff. Mar. 15, 2017.
- (j) Mr. Choa was appointed as Vice President for Investor Relations on Feb. 23, 2018.
- (k) Mr. Aguirre resigned as SVP - Chief Operating Officer, effective March 15, 2017.

## Board of Directors

The information on the business affiliations and experiences of the following directors and officers are current and/or within the past five (5) years.

The following are the incumbent members of the Board of Directors who, are also nominated herein, as certified by the Corporate Governance Committee composed of Messrs. Amando M. Tetangco, Jr. (Chairman), Cesar E.A. Virata and Gregorio U. Kilayko, for re-election as members of the Board of Directors for 2018-2019.

On February 23, 2018, the Company's Corporate Governance Committee endorsed the respective nominations for the three (3) independent directors. These nominations were given in favor of Mr. Amando A. Tetangco, Jr. by Mr. Manuel A. Gana, Mr. Cesar E. A. Virata by Mr. Emilio S. De Quiros, Jr. and Mr. Gregorio U. Kilayko by Mr. Jacinto C. Ng, Jr. The nominees, Messrs. Tetangco, Virata and Kilayko are not related to the nominating stockholders, Messrs. Gana, De Quiros and Ng, Jr., respectively.

### **Jose T. Sio**

Mr. Jose T. Sio, 78, is the Chairman of the Board of Directors of Belle Corporation and is concurrently the Chairman of the Board of Directors of SM Investments, Inc. He is a member of the Board of Directors of China Banking Corporation and Atlas Consolidated Mining and Development Corporation. He is also an Adviser to the Board of Directors of BDO Unibank, Inc. and Premium Leisure Corp. Mr. Sio was a Senior Partner of Sycip Gorres Velayo & Co. (SGV). He is a Certified Public Accountant and obtained his Master's degree in Business Administration (MBA) from New York University, USA.

### **Willy N. Ocier**

Mr. Willy Ocier, 61, is one of the two Co-Vice Chairpersons of Belle Corporation. His positions with associated companies are as follows: Chairman and President of Pacific Online Systems Corporation; Chairman of APC Group, Inc., Premium Leisure Corp., and Premium Leisure and Amusement, Inc. and AbaCore Holdings Corp.; Chairman of Tagaytay Midlands Golf Club, Inc., The Country Club at Tagaytay Highlands, Inc. and The Spa and Lodge Inc.; and Vice Chairman of Tagaytay Highlands International Golf Club, Inc. Mr. Ocier also sits as a Director of the following unaffiliated corporations: Leisure and Resorts World Corporation, Vantage Equities, Philequity Management, Inc., Philequity Funds, Philippine Global Communications, Inc. and Toyota Corporation Batangas. He graduated from Ateneo de Manila University with a Bachelor of Arts degree in Economics.

### **Elizabeth Anne C. Uychaco**

Ms. Uychaco, 62, is a Board Director and Co-Vice Chairperson of Belle Corporation. She is also Senior Vice President of SM Investments Corp., and a Board Director of Republic Glass Holdings Corp., BDO Life Assurance Co., The Net Group and ACE Hardware Philippines, Inc. She was a Board Director of Megawide Construction Corp., Premium Leisure Corp., Premium Leisure and Amusement, Inc., and Transnational Diversified Corp. She was also formerly Senior Vice President and Chief Marketing Officer of Philippine American Life and General Insurance Company and Board Director of Philam Call Center, and Vice President of Globe Telecom, Inc., Kuok Philippine Properties, Inc. and Transnational Diversified Corp. Ms. Uychaco graduated from St. Scholastica's College in 1978 with a Bachelor of Arts Degree. She obtained a Master's Degree in Business Economics from the University of Asia and Pacific and a Master's Degree in Business Administration from the Ateneo School of Business.

### **Arthur L. Amansec**

Mr. Amansec, 71, is currently a Commissioner of the Social Security System and he was appointed as such in October 2016. Prior to his appointment to the Social Security System, he served as Labor Arbiter for the National Labor Relations Commission – National Capital Region (NLRC-NCR). Mr. Amansec previously worked for the Siguion-Reyna, Montecillo and Ongsiako Law Offices and as counsel for the National Mines and Allied Worker's Union. He was also the founder and the first National President of the Christian Labor Organization of the Philippines.

He graduated from the University of the Philippines in 1967 with a Bachelor of Arts degree, and obtained his Bachelor of Laws degree at the San Beda College in 1972. He holds a Master of Laws degree from the University of South Wales, NSW, Sydney, Australia.

### **Emilio S. De Quiros, Jr.**

Mr. De Quiros, 69, has served as a Director of the Company since September 2010 and served as Chairman of the Board from August 2016 until April 2017. He was re-elected as a non-executive director on December 04, 2017. He is also an independent director of Atlas Consolidated Mining and Development Corporation. He was previously the President and Chief Executive Officer of the Social Security System (“SSS”) and also served as a Director of UnionBank of the Philippines and Philhealth Insurance Corporation. Prior to his appointment as President of SSS, he served as Executive Vice President of Bank of the Philippine Islands and President of Ayala Life Insurance Inc., Ayala Plans Inc. and BPI Bancassurance, Inc. Mr. De Quiros graduated from Ateneo de Naga with a Bachelor of Arts in Economics degree (Cum Laude), and holds a Master of Arts in Economics degree from University of the Philippines.

### **Manuel A. Gana**

Mr. Gana, 60, was promoted to President and Chief Executive Officer, and elected as a Director, on March 15, 2017. Mr. Gana was appointed as the Vice President and Chief Financial Officer of the Company in September 2000, and was promoted to Executive Vice President and Chief Financial Officer in August 2007. He joined Belle in 1997 as Vice President for Corporate Development and Special Projects, during which time he was also assigned as the Vice President-Finance and Chief Financial Officer for MagiNet Corporation, then a subsidiary of Sinophil Corporation (now called Premium Leisure Corp.). He is also a Director of Tagaytay Highlands International Golf Club, Inc. Previously, he was Director of Investment Banking at Nesbitt Burns Securities Inc. in New York. He also previously worked for Bank of Montreal and Merrill Lynch Capital Markets (both in New York), and for Procter & Gamble Philippine Manufacturing Corporation. Mr. Gana holds a Master of Business Administration degree from the Wharton School of the University of Pennsylvania, and degrees in Accounting and Economics from De La Salle University. He is a Certified Public Accountant.

### **Gregorio U. Kilayko\***

Mr. Kilayko, 62, is an Independent Director of the Company and serves as an Independent Director of SM Prime Holdings, Inc. He is the former Chairman of ABN Amro’s banking operations in the Philippines. He was the founding head of ING Baring’s stockbrokerage and investment banking business in the Philippines and a Philippine Stock Exchange Governor in 1996 and 2000. He was a director of the Philippine Stock Exchange in 2003. He took his Masters in Business Administration at the Wharton School of the University of Pennsylvania.

### **Jacinto C. Ng, Jr.**

Mr. Ng, 48, is a Director of the Company and concurrently a Director of Highlands Prime, Inc. He is the Chairman of Elanvital Enclaves, Inc., and Quantuvis Resources Corporation and also the President of Extraordinary Enclaves, Inc. and Everyhome Enclaves, Inc. He holds a Bachelor of Science degree in Architecture from the University of the Philippines.

### **Amando M. Tetangco, Jr.\***

Mr. Tetangco, 65, is an Independent Director of the Company. He was the third Governor of the Bangko Sentral ng Pilipinas (BSP), where he served for two consecutive 6-year terms from July 2005 to July 2017. Under his leadership, the BSP initiated regulatory reforms to improve risk management, capitalization and asset quality, among others. A career central banker, he occupied different positions at the BSP, starting as an employee at the BSP’s Department of Economic Research and rising from the ranks. Before joining the BSP in 2005, Mr. Tetangco was connected with the Management Services Division of Sycip Gorres Velayo & Co. Mr. Tetangco graduated from Ateneo de Manila University with an AB Economics degree (Cum Laude) in 1973, where he also took up graduate courses in Business Administration. As a BSP scholar, he obtained his MA in Public Policy and Administration (Development Economics) in 1978 at University of Wisconsin in Madison, USA.



### **Cesar E. A. Virata\***

Mr. Virata, 87, is an Independent Director of Belle Corp. He is currently the Vice Chairman of Rizal Commercial Banking Corporation (RCBC); and Director of RCBC subsidiaries and some affiliates. He is also an Independent Director of Lopez Holdings Corporation, City & Land Developers, Inc. and Business World Publishing Corporation. He is a Director of Cavitex Holdings Corporation and The World Trade Center Management Corporation. Mr. Virata was formerly the Chairman of the Board of Investments, Minister of Finance and Prime Minister of the Philippines. He was Dean of the University of the Philippines College of Business Administration, now named the UP Virata School of Business. Mr. Virata holds an MBA from the Wharton School of the University of Pennsylvania and B.S. in Mechanical Engineering and B.S. in Business Administration degrees from the University of the Philippines.

### **Virginia A. Yap**

Ms. Yap, 66, is a Director of the Company. She is also a member of the Company's Executive, Corporate Social Responsibility and Environmental and Social Committees. Ms. Yap holds key positions in SM Investments Corporation, as a Senior Vice President – Office of the Chairman Emeritus and the Securities Department. She is also a Director of the APC Group, Inc. She holds a Bachelor of Science in Commerce (Major in Accounting) degree from the University of Mindanao.

**\* Independent Directors.** The nomination, pre-screening and election of independent directors were made in compliance with the requirements of the Code of Corporate Governance and the Securities and Exchange Commission's Guidelines on the Nomination and Election of Independent Directors, which have been adopted and made part of the Corporation's By-Laws.

The nomination, pre-screening and election of independent directors were made in compliance with the requirements of the Code of Corporate Governance and the Securities and Exchange Commission's Guidelines on the Nomination and Election of Independent Directors, which have been adopted and made part of the Corporation's By-Laws.

The Corporate Governance Committee, composed of Messrs. Amando M. Tetangco, Jr. (Chairman), Cesar E.A. Virata, and Gregorio U. Kilayko, determine that the nominees for independent directors possess all the qualifications and have none of the disqualifications for independent directors as set forth in the Company's Manual on Corporate Governance and Rule 38 of the Implementing Rules of the Securities Regulation Code (SRC).

All new directors undergo an orientation program soon after date of election. This is intended to familiarize the new directors on their statutory / fiduciary roles and responsibilities in the Board and its Committees, Belle's strategic plans, enterprise risks, group structures, business activities, compliance programs, Code Business Conduct and Ethics and the Manual on Corporate Governance.

All directors are also encouraged to participate in continuing education programs annually at Belle's expense to promote relevance and effectiveness and to keep them abreast of the latest developments in corporate directorship and good governance.

## **Executive Officers**

### **Manuel A. Gana**

Mr. Gana was promoted to President and Chief Executive Officer, and elected as a Director, on March 15, 2017. Mr. Gana was appointed as the Vice President and Chief Financial Officer of the Company in September 2000, and was promoted to Executive Vice President and Chief Financial Officer in August 2007. He joined Belle in 1997 as Vice President for Corporate Development and Special Projects, during which time he was also assigned as the Vice President-Finance and Chief Financial Officer for MagiNet Corporation, then a subsidiary of Sinophil Corporation (now called Premium Leisure Corp.). He is also a Director of Tagaytay Highlands International Golf Club, Inc. Previously, he was Director of Investment Banking at Nesbitt Burns Securities Inc. in New York. He also previously worked for Bank of Montreal and Merrill Lynch Capital Markets (both in New York), and for Procter & Gamble Philippine Manufacturing Corporation. Mr. Gana holds a Master of Business Administration degree from the Wharton School of the University of Pennsylvania, and degrees in Accounting and Economics from De La Salle University. He is a Certified Public Accountant.

### **Jackson T. Ongsip**

Mr. Ongsip was appointed as Executive Vice President and Chief Financial Officer on March 15, 2017. He is concurrently the Vice President for Portfolio Investments of SM Investments Corporation; a Director, the President and Chief Executive Officer of APC Group, Inc., and the Vice President for Finance and Chief Financial Officer of Premium Leisure Corp. He is a Certified Public Accountant with an extensive audit and finance background accumulated from 5 years in external audit with SyCip, Gorres, Velayo & Co. (SGV) and 11 years with Globe Telecom. He graduated from University of Santo Tomas with a degree of Bachelor of Science in Accountancy.

### **Armin B. Raquel-Santos**

Mr. Raquel-Santos is concurrently the Executive Vice President – Integrated Resorts of Belle Corporation, Director, and the President and Chief Executive Officer of both Premium Leisure Corp. and its subsidiary PremiumLeisure and Amusement, Inc. He is also a Director of Pacific Online Systems Corporation and Tagaytay Highlands International Golf Club, Inc., and a member of the Board of Trustees of Melco Resorts (Philippines) Foundation Corporation. Formerly, he was Chief Finance Officer of Aboitizland Inc., Cebu Industrial Park, Inc. and Mactan Economic Zone II. His experience include stints with multinational companies such as Securities 2000 Inc. (Singapore Technologies Group) and First Chicago Trust Company of New York. He holds a Master of Arts in Liberal Studies from Dartmouth College, U.S.A. and Bachelor of Science in Business Administration Major in Finance from Iona College, U.S.A.

### **A. Bayani K. Tan**

Mr. A. Bayani K. Tan, has been the Corporate Secretary of the Corporation since May 1994. He is also a Director, Corporate Secretary or both of the following companies: Coal Asia Holdings, Inc., Discovery World Corporation, I-Remit, Inc., Pacific Online Systems Corporation, Philequity Dividend Yield Fund, Inc., Philequity Dollar Income Fund, Inc., Philequity Fund, Inc., Philequity Peso Bond Fund, Inc., Philequity PSE Index Fund, Inc., Premium Leisure Corp., TKC Metals Corporation, Tagaytay Highlands International Golf Club, Inc., Tagaytay Midlands Golf Club, Inc., The Country Club at Tagaytay Highlands, Inc., The Spa and Lodge at Tagaytay Highlands, Inc. and Vantage Equities, Inc. Mr. Tan is also a Director and the Corporate Secretary of Sterling Bank of Asia Inc. He is the Managing Partner of the law offices of Tan Venturanza Valdez, Managing Director/President of Shamrock Development Corporation, Director of Destiny LendFund, Inc., Pascual Laboratories, Inc., and Pure Energy Holdings Corporation, President of Catarman Chamber Elementary School Foundation, Inc., Managing Trustee of SCTan Foundation, Inc., Trustee and Treasurer of Rebisco Foundation, Inc. and Trustee and Corporate Secretary of St. Scholastica's Hospital, Inc.

Mr. Tan holds a Master of Laws degree from New York University (Class of 1988) and earned his Bachelor of Laws degree from the University of the Philippines (Class of 1980), where he was a member of the Order of the Purple Feather (U.P. College of Law Honor Society) and ranked ninth in his class. Mr. Tan passed the bar examinations in 1981, where he placed sixth. He has a Bachelor of Arts degree, major in Political Science, from the San Beda College (Class of 1976), from where he graduated Class Valedictorian and was awarded the medal for Academic Excellence.

### **Arthur A. Sy**

Mr. Sy is an Assistant Corporate Secretary of the Company. He is also the Vice President, Corporate Legal Affairs of SM Investments Corporation. He is the Corporate Secretary of various corporations within the SM Group of Companies. He is also the Corporate Secretary of the National University. He holds a Juris Doctor degree from Ateneo de Manila University and is a member of the New York Bar.

### **Jason C. Nalupta**

Mr. Nalupta was appointed as an Assistant Corporate Secretary of the Corporation in 2016. He is also currently the Corporate Secretary or Assistant Corporate Secretary of the following other listed firms: A. Brown Company, Inc., Asia United Bank, Pacific Online Systems Corporation, and Crown Asia Chemicals Corporation. He is a Director and/or Corporate Secretary or Assistant Corporate Secretary of the following private companies: Sino Cargoworks Agencies, Inc., Falcon Resources, Inc., Mercury Ventures, Inc., Total Gaming Technologies, Inc., Parallax Resources, Inc., SLW Development Corporation, Metropolitan Leisure & Tourism Corporation, Sagesoft Solutions, Inc., Radenta Technologies, Inc., Xirrus, Inc., Glyphstudios, Inc., Grabagility, Inc., Manila Goldcoast Development Corporation, Lucky Circle Corporation, Loto Pacific Leisure Corporation, Basic Leisure Networks, Inc., Stage Craft International, Inc. and Sta. Clara International Corporation. He is a Partner at Tan Venturanza Valdez Law Offices specializing on corporate, securities, and business laws. Mr. Nalupta earned his Juris Doctor degree, as well as his Bachelor of Science degree in Management (major in Legal Management), from the Ateneo de Manila University in 1996 and 1992, respectively. Mr. Nalupta was admitted to the Philippine Bar in 1997.

### **Nancy O. Hui**

Ms. Hui is the Vice President for Administration and concurrently in-charge of the Logistics and Purchasing Division of the Company. Before joining the Company, Ms. Hui was the Managing Director of Guatson International Travel and Tours. An advocate for environmental concerns, Ms. Hui has a bachelor's degree in Biology and a degree in veterinary medicine from the University of the Philippines.

### **Rogelio I. Robang**

Mr. Robang is a Vice President in the Corporate Raw Land Department. His functions include the acquisition and management of raw land, community and governmental relations. A BS Geodetic Engineering graduate, with studies in Civil Engineering, from the University of the Philippines, he joined the Company as the Assistant Project Director for the Tagaytay Highlands Golf Club project and also supervised the construction of the Tagaytay Midlands project. He served as Belle's Construction Project Director for the City of Dreams Manila project. He also served as Technical Assistant to the President, and, subsequently, to the Vice Chairman. Prior to joining Belle, Mr. Robang was the Manager for Mining Tenements at Surigao Consolidated Mining Company. Mr. Robang, a board topnotcher, also holds a Master in Business Administration degree from De La Salle University.

**Michelle T. Hernandez**

Ms. Hernandez is the Vice President for Governance, in which capacity she is mainly responsible for developing, implementing and managing various strategies, processes and policies related to Corporate Governance, Enterprise Risk Management and Corporate Affairs for the Company and its subsidiaries. She has a bachelor’s degree in Tourism (cum laude) from the University of Sto. Tomas. Before joining the Company, she worked in Thomas Cook Philippines, Inc., a member of Metrobank’s Group of Companies.

**Tristan B. Choa**

Mr. Choa was appointed as Vice President for Investor Relations on 23 February 2018. He is an industrial engineer by education. Prior to joining Belle Corporation, he was Vice President in the Portfolio Investments Group at SM Investments Corporation where he was seconded as Chief Finance Officer of Philippines Urban Living Solutions and as the Executive Vice President of General Support Services at Carmen Copper Corporation, a wholly-owned subsidiary of Atlas Consolidated Mining and Development Corporation. He has held senior roles in corporate finance, HR, IT and marketing in various companies such as Prudential Corporation Asia, Coca Cola Export Corporation and Asian Alliance Investment Corporation. He obtained his Bachelor of Science degree in Industrial and Management Engineering from Rensselaer Polytechnic Institute of Troy, New York (Magna Cum Laude), and his master's degree in Business Administration from Columbia University.

**Zenia K. Sy**

Ms. Sy has more than 26 years of extensive experience in the real estate industry; specifically, in Sales and Marketing in an executive position. A Certified Public Accountant from the University of Santo Tomas and a Licensed Real Estate Appraiser and Broker, she is responsible for the sales performance of the leisure properties in Tagaytay Highlands and organization of the Sales Divisions. She is well exposed to global business having spent five years in her capacity as Head of the International Sales with Federal Land, Inc. in addition to her regular functions overseeing the sales operations in Italy, Spain, France, UK, US, Guam, Canada, Japan, Singapore and the Middle East. She has held the position of President and a member of the board of the various Condominium Corporations of companies she has worked for in the past.

**Period of Officership:**

	<b>Name</b>	<b>Office</b>	<b>Period Served</b>
1	Manuel A. Gana	President and CEO	From March 15, 2017 to Present
		EVP and CFO	From July 1997 to March 15, 2017
2	Jackson T. Ongsip	EVP and CFO	From March 15, 2017 to Present
3	Armin B. Raquel-Santos	EVP - Integrated Resorts	From September 2011 to Present
4	A. Bayani K. Tan	Corporate Secretary	From May 1994 to Present
5	Arthur A. Sy	Asst. Corporate Secretary	From April 2010 to Present
6	Jason C. Nalupta	Asst. Corporate Secretary	From April 2016 to Present
7	Nancy O. Hui	VP for Administration	From June 2001 to Present
8	Rogelio I. Robang	VP for Corporate Raw Land	From January 2002 to Present
9	Michelle T. Hernandez	VP for Governance	From April 1996 to Present
10	Tristan B. Choa	VP for Investor Relations	From February 2018 to Present
11	Zenia K. Sy	VP for Sales	From February 2012 to Present

The following will be nominated as Officers at the Organizational meeting of the Board of Directors:

	<b>Name</b>	<b>Office</b>
1	Manuel A. Gana	President and CEO
2	Jackson T. Ongsip	EVP and CFO
3	Armin Raquel A. Santos	EVP - Integrated Resorts
4	A. Bayani K. Tan	Corporate Secretary
5	Arthur A. Sy	Asst. Corporate Secretary
6	Jason C. Nalupta	Asst. Corporate Secretary
7	Nancy O. Hui	VP for Administration
8	Rogelio I. Robang	VP for Corporate Raw Land
9	Michelle T. Hernandez	VP for Governance
10	Tristan B. Choa	VP for Investor Relations
11	Zenia K. Sy	VP for Sales

### Directorships in Other Publicly Listed Companies:

The following are directorships held by Directors and Officers in other reporting companies in the last five years:

<b>Directors' and Officers' Names</b>	<b>Name of Listed Company</b>	<b>Type of Directorship (Executive, Non- Executive, Independent). Indicate if director is also the Chairman</b>
Jose T. Sio	SM Investments Corporation	Chairman of the Board of Directors
	China Banking Corporation	Non-Executive Director
	Atlas Consolidated Mining & Devt Corp	Non-Executive Director
Willy N. Ocier	Premium Leisure Corp.	Chairman, Executive Director
	Pacific Online Systems Corporation	Chairman and President
	APC Group, Inc.	Chairman, Executive Director
	AbaCore Capital Holdings, Inc.	Non-Executive Director
	Vantage Equities, Inc.	Non-Executive Director
	Leisure & Resorts World Corp.	Non-Executive Director
Elizabeth Anne C. Uychaco	Republic Glass Holdings Corp.	Non-Executive Director
	Megawide Construction Corp.	Non-Executive Director
	Premium Leisure Corp.	Non-Executive Director
Cesar E.A. Virata	Rizal Commercial Banking Corporation	Vice – Chairman, Non-Exec Director
	Lopez Holdings Corporation	Independent Director
	City & Land Developers, Inc.	Independent Director
Gregorio U. Kilayko	SM Prime Holdings, Inc.	Independent Director
Atty. A. Bayani K. Tan	Premium Leisure Corp.	Non-Executive Director
	Discovery World Corporation	Non-Executive Director
	I-Remit, Inc.	Non-Executive Director
	TKC Metals Corporation	Non-Executive Director
	Asia United Bank	Non-Executive Director

### Significant Employees

There are no other significant employees.

## Family Relationships

Mr. Willy N. Ocier, Vice Chairperson, and Ms. Nancy O. Hui, Vice President for Administration are siblings.

## Involvement in Certain Legal Proceedings

As a result of the delay in the delivery of the facilities of the Universal Leisure Club, Inc., some of its members initiated a Complaint for Estafa (I.S. No. 08K-89713) against ULC, the Universal Rightfield Property Holdings, Inc. and the Universal Leisure Corp., as well as their respective officers and directors, including their former Corporate Secretary, Atty. A. Bayani K. Tan, the Corporate Secretary of the Corporation. The Complaint was submitted for resolution in 2009 and was acted upon and dismissed by the City Prosecutor of Manila (OCP) only on March 18, 2013. Complainants belatedly filed a motion for reconsideration for which reason, among others, the OCP denied the motion on June 16, 2014. A Petition for Review dated March 31, 2014 was filed by the Complainant before the Department of Justice (DOJ). On August 7, 2014, Atty. Tan filed his Comment to the said Petition. In a Resolution dated April 17, 2015, the Petition for Review was denied and the DOJ dismissed the complaint for estafa.

Offense charged / investigated was Other Deceits under Art. 318 of RPC for alleged non-declaration of machineries of SM Seaside City Cebu (NPS Docket No. VII-09-INV-17B-00240) with the Department of Justice. The City Government of Cebu filed a complaint against the directors and officers of SM Prime Holdings, Inc. in their official capacities, including their incumbent independent director Mr. Gregorio U. Kilayko, who is also an independent director of Belle Corporation. The case was for the alleged non-declaration of machineries of SM Seaside City Cebu in connection with its real property tax assessment. The Complaint was dismissed due to insufficiency of evidence. The Cebu City Government filed a Motion for Reconsideration which was denied by the Department of Justice – Manila.

Except as provided above, the Company is not aware of any of the following events wherein any of its directors, nominees for election as director, executive officers, underwriter or control person were involved during the past five (5) years up to the date of this Information Statement:

- a) any bankruptcy petition filed by or against any business of which any of the above persons was a general partner or executive officer either at the time of the bankruptcy or within two years prior to that time;
- b) any order, judgment, or decree, not subsequently reversed, suspended or vacated, of any court of competent jurisdiction, domestic or foreign, permanently or temporarily enjoining, barring, suspending or otherwise limiting the involvement of any of the above persons in any type of business, securities, commodities or banking activities; and,
- c) any finding by a domestic or foreign court of competent jurisdiction (in civil action), the SEC or comparable foreign body, or a domestic or foreign exchange or electronic marketplace or self-regulatory organization, that any of the above persons has violated a securities or commodities law, and the judgment has not been reversed, suspended or vacated.

## Certain Relationships and Related Transactions

No director or executive officer or any member of their immediate family has, during the last two years, had a direct or indirect, material interest in a transaction or proposed transaction to which the Company was a party.

## Disagreement with Director

No director has resigned nor declined to stand for re-election to the Board of Directors because of a disagreement with the Company on any matter relating to the latter's operations, policies, or practices since the date of the last Annual Stockholders' Meeting.

## Compensation of Directors and Executive Officers

All independent directors get a per diem of Fifty Thousand Pesos (₱50,000.00) each, while the other directors get a per diem of Twenty Thousand Pesos (₱20,000.00) each per meeting.

As of 28 February 2018, there were no outstanding warrants or options held by any of the Company's directors and officers.

The aggregate compensation paid or incurred during the last two fiscal years and estimated compensation to be paid or estimated to the Chief Executive Officer and other top executive officers of the Company are as follows:

### Summary Compensation Table (Annual Compensation)

	Year	Salary	Bonus	Retirement Benefits
President and 4 Most Highly Compensated Executive Officers	2018(Estimate)	45,906,480	10,089,080	-
	2017	43,308,000	9,518,000	-
	2016	40,138,800	6,689,800	-
All other officers and Directors as a group unnamed	2017(Estimate)	15,442,080	2,573,680	-
	2017	14,568,000	2,428,000	-
	2016	13,069,200	2,178,200	-

## Employment Contracts and Termination of Employment and Change-in-Control Arrangements

There was no compensatory plan or arrangement with respect to named executive officers that resulted or will result from the resignation, retirement or termination of such executive officer or from a change-in-control in the Company.

## Warrants and Options Outstanding

### Warrants

There were no outstanding warrants as of 28 February 2018.

### Options

There are no option grants outstanding as of 28 February 2018.

Pursuant to Section 5.2 of the Amended Stock Option Plan, the number of shares granted under the Plan shall be correspondingly adjusted in the event of any merger, consolidation, reorganization, recapitalization, reclassification of stock, stock dividends, splits, rights, or any other change in the corporate structure or capitalization of the Company's common stock as presently constituted.

## **Independent Public Accountants**

SyCip Gorres Velayo & Co. (“SGV”), the Company’s external auditors for 2017-2018, will be recommended for re-appointment as such for the current year. Representatives of SGV are expected to be present at the Annual Stockholders’ Meeting to respond to appropriate questions and will be given the opportunity to make a statement if they so desire.

Over the past five (5) years, there was no event where SGV and the Company had any disagreement with regard to any matter relating to accounting principles or practices, disclosure of financial statements or auditing scope or procedure.

In Compliance with the SEC Memorandum Circular No. 8 Series of 2003, Mr. Juanito A. Fullecido was assigned in 2007 as SGV’s engagement partner for the Company to replace Mr. Sebastian. Mr. Fullecido’s assignment ended after the 2009-2010 audit engagement. SGV appointed Mr. Roel E. Lucas as the engagement partner for the Company starting 2010-2011. For the 2012 and 2013 audit engagement SGV appointed Ms. Clairma T. Mangangay as the engagement partner. SGV appointed Marydith C. Miguel and Ramon Dizon as engagement partner for 2015 and 2014 while Belinda Beng Hui was the engagement partner for the 2016 and 2017 audit.

The Company paid SGV ₱1,200,000 and ₱1,150,000 for external audit services for 2017 and 2016.

For each of the last two (2) fiscal years, SGV did not render services for tax accounting, planning, compliance, advice, or any other professional services for which it billed the Company the corresponding professional fees.

The Audit Committee, composed of Mr. Gregorio U. Kilayko as Chairman, and Messrs. Jacinto C. Ng, Jr. and Cesar E. A. Virata as Members, recommends to the Board of Directors the appointment of the external auditors. The Board of Directors and the stockholders approve the Audit Committee’s recommendation. The Executive Committee approves the audit fees as recommended by the Audit Committee.

## **Compensation Plans**

The Company will not be taking any action as regards its existing Stock Option Plan.

## **Acquisition or Disposition of Property**

### *Acquisition of Lucky Circle Corporation (“LCC”)*

On July 1, 2017, LCC, a subsidiary of Pacific Online Systems Corporation (“Pacific Online”), acquired nine (9) entities engaged in lotto/keno outlets and retail scratch it tickets for approximately ₱94.9 million.

## **OTHER MATTERS**

### **Action with Respect to Reports**

The Company will seek the approval by the stockholders of the Minutes of the previous Stockholders’ Meeting during which the following were taken up: (1) Call to Order; (2) Proof of Notice of Meeting; (3) Certification of Quorum; (4) Approval of the Minutes of the Previous Meeting of Stockholders; (5) Approval of 2017 Operations and Results; (6) Ratification of all Acts of the Board of Directors and Officers; (7) Election of Directors; (8) Appointment of SyCip Gorres Velayo & Co. as External Auditors; (9) Other Matters; and (10) Adjournment.



The Company will also seek approval by the stockholders of the 2017 Operations and Reports, contained and discussed in the Annual Report attached and made part of this Information Statement. Approval of the reports will constitute approval and ratification of the acts of management and of the Board of Directors for the past year.

Two inspectors, who are officers or employees of the Company, shall be appointed by the Board of Directors to count the votes to be cast before or at each meeting of the stockholders, if no such appointment shall have been made or if the inspectors appointed by the Board of Directors refused to act or fail to attend then the appointment shall be made by the presiding officer of the meeting.

Representatives of Alberto, Pascual and Associates, an accountancy firm accredited by the Board of Accountancy, shall be present during the Annual Stockholders Meeting for the purpose of validating and tallying the votes cast.

**Matters Not Required to be Submitted**

No action is to be taken with respect to any matter, which is not required to be submitted to a vote of security holders.

## Other Proposed Actions

The following are to be proposed for approval during the Annual Stockholders' Meeting:

1. Minutes of the Previous Meeting of Stockholders;
2. 2017 Operations and Results;
3. Ratification of all Acts of the Board of Directors and Management from date of last Stockholders' Meeting up to April 23, 2018;
4. Election of Directors for 2018-2019;
5. Appointment of SyCip Gorres Velayo & Co. as External Auditors;
6. Other Matters.

The items covered with respect to the ratification of the acts of the Board of Directors and officers for the past year up to the date of the meeting are those items entered into in the ordinary course of business, with those of significance having been covered by appropriate disclosures such as:

1. Membership in the relevant committees such as the Executive Committee, Audit Committee, Corporate Governance Committee; Risk Oversight Committee, Related Party Transactions Committee, Compensation & Remuneration Committee, Corporate Social Responsibility Committee, and Environmental & Social Committee;
2. Designation of authorized signatories;
3. Financing activities;
4. Opening of accounts;
5. Appointments in compliance with corporate governance policies; and
6. Funding support for projects.

Management reports which summarize the acts of management for the year 2017 are included in the Company's Annual Report to be sent to the stockholders together with this Information Statement and shall be submitted for approval by the stockholders at the meeting. Accordingly, approval of the Annual Report will constitute approval and ratification of the acts of Management stated in the Management Report during the period covered thereby.

## Voting Procedures

- (a) Actions to be taken at the Annual Stockholders' Meeting shall require the vote of the stockholders representing at least a majority of the Company's outstanding capital stock.
- (b) Two inspectors, who are officers or employees of the Company, shall be appointed by the Board of Directors before or at each meeting of the stockholders, at which an election of directors shall take place. If no such appointment shall have been made or if the inspectors appointed by the Board of Directors refused to act or fail to attend, then the appointment shall be made by the presiding officer of the meeting. For purposes of the Annual Stockholders' Meeting on **April 23, 2018**, the Corporate Secretary and/or his representative together with the Audit Partner of the External Auditor and/or his representative, have been designated as inspectors who have been tasked to oversee the counting of votes.
  - (b.1) Representatives of Alberto, Pascual and Associates, a firm accredited by the Board of Accountancy, shall be present during the Annual Stockholders Meeting for the purpose of validating and tallying the votes cast.
- (c) Stockholders may vote at all meetings either in person or by proxy duly given in writing in favor of any person of their confidence and each stockholder shall be entitled to one vote for each share of stock standing in his name in the books of the Company; provided, however, that in the election of Directors, each stockholder shall be entitled to cumulate his votes in the manner provided for by law.

- (d) The By-Laws of the Company was amended to indicate the method by which votes are to be counted. In practice, the same is done by ballot.
- (e) With respect to the election of eleven (11) directors, each stockholder may vote such number of shares for as many as eleven (11) persons he may choose to be elected from the list of nominees, or he may cumulate said shares and give one candidate as many votes as the number of his shares multiplied by eleven (11) shall equal, or he may distribute them on the same principle among as many candidates as he shall see fit, provided that the total number of votes cast by him shall not exceed the number of shares owned by him multiplied by eleven (11).
- (f) Upon confirmation by the inspectors that there is a mathematical impossibility for certain nominees to be elected into office based on proxies held and votes present/represented in the meeting, the actual casting and counting of votes for the election of Directors may be dispensed with.

**Omitted Items**

Items 2, 4, 11, 12, 14, 15 and 16 are not responded to in this report, the Company having no intention to take any action with respect to the information required therein.

## **SIGNATURE**

After reasonable inquiry and to the best of our knowledge and belief, we hereby certify that the information set forth in this report are true, complete and correct.

This report is signed in the City of Pasay, Metro Manila on \_\_\_\_\_.

**A. BAYANI K. TAN**  
Corporate Secretary

## BELLE CORPORATION

### BUSINESS AND GENERAL INFORMATION

#### Background

Belle Corporation ("Belle" or the "Company") was incorporated in 1973 as Belle Mining and Oil Exploration, Incorporated ("Belle Resources") and, in 1977, was listed on the Philippine Stock Exchange. In 1989, Belle Resources developed a golf club named Tagaytay Highlands International Golf Club, Incorporated ("Tagaytay Highlands"), which became its initial foray into the property development sector. In 1994, Belle Resources changed its name to Belle Corporation to underscore the shift in its principal activity.

In early 2001, Belle decided to spin-off some of its property development assets. The spin-off involved the transfer of approximately 534 hectares of undeveloped land, 70 developed subdivision lots and 25 finished residential units into a newly formed subsidiary, Highlands Prime, Incorporated ("Highlands Prime"). Highlands Prime was registered with the Securities and Exchange Commission on February 15, 2001, and its shares became listed on the Philippine Stock Exchange on April 23, 2002, at which time Belle sold approximately 64% of its interest in Highlands Prime to investors. In August 2013, Belle exchanged its 809 million shares in Highlands Prime for approximately 109.2 million shares in SM Prime Holdings, Inc. ("SMPH"), pursuant to the tender offer with SM Land, Inc. for the shares of Highlands Prime and SM Development Corp. Belle sold 47.4 million of its SMPH shares from 2015 to 2017, and held 61.8 million shares as of December 31, 2017.

On April 14, 2011, Belle acquired all the shares of PremiumLeisure & Amusement, Inc. ("PLAI") through the issuance of 2.7 billion new common shares. PLAI is a grantee by Philippine Amusement and Gaming Corporation ("PAGCOR") of a Certificate of Affiliation and License (the "License") to operate integrated resorts, including casinos, in the vicinity of the Bagong Nayong Pilipino Manila Bay Entertainment City ("Entertainment City" or "PAGCOR City"). PLAI's License, which was issued by PAGCOR as a Provisional License in 2008, runs concurrent with the PAGCOR's Congressional Franchise, which expires in 2033 unless renewed for another 25 years by the Philippine Congress. Belle started construction of the foundation and structure of the integrated resorts in 2010 on 6.2 hectares of land along the entrance of the Entertainment City. In October 2012, Belle and PLAI entered into a Cooperation Agreement with Melco Crown Entertainment Limited, now called Melco Resorts & Entertainment Limited, and its Philippine affiliates (collectively, "Melco"). The Cooperation Agreement placed Belle as a co-licensee and the owner of the land and buildings and Melco's Philippine affiliate, Melco Resorts & Entertainment (Philippines) Corporation ("MRP") as a co-licensee, developer and operator of all facilities within the integrated resort, which was subsequently branded as "City of Dreams Manila". City of Dreams Manila had its soft opening on December 14, 2014 and its Grand Launch on February 2, 2015. Belle, PLAI and MRP fully complied with the all PAGCOR requirements under the License as of the date of the soft opening and in May 2015, City of Dreams Manila became the first integrated resort in Entertainment City to have its License converted from Provisional to Regular status by PAGCOR.

#### Development of the Business of the Registrant and its Subsidiaries/Affiliates during the Past 3 Years

Belle, the registrant, shifted its principal activity from mining and oil exploration to property development when it developed Tagaytay Highlands in 1989. Its property development projects are located in Tagaytay City and Batangas, and include the following: Alta Mira, Fairfield, Lakeside Fairways, Lakeview Heights, Nob Hill, Pinecrest Village, Plantation Hills, Tagaytay Highlands International Golf Club, Tagaytay Midlands Golf Club, The Belle View, The Country Club at Tagaytay Highlands, The Parks at Saratoga Hills, The Spa and Lodge at Tagaytay Highlands, The Verandas at Saratoga Hills, The Villas, and The Woodlands.

Lakeside Fairways comprises Belle's newest development area in Batangas, and was introduced by Belle in April 2007. This project consists of subdivision lots located south of the existing 27-hole Tagaytay

Midlands golf course in Talisay, Batangas. As of December 31, 2017, Belle's Lakeside Fairways projects comprising of Kew Gardens, Terrazas de Alava, Lakeside Enclave and Tivoli Place, Cotswold, Yume and Katsura were 100% complete. As of December 31, 2017, the first three phases of Sycamore Heights was 100% complete while fourth phase is 98% complete.

Pacific Online Systems Corporation ("Pacific Online"), incorporated in 1993, leases online betting equipment to the Philippine Charity Sweepstakes Office ("PCSO") for their lottery operations. Pacific Online has been consistently profitable since its fiscal year 2002. Pacific Online listed its shares on the Philippine Stock Exchange with a successful initial public offering on April 12, 2007. A total of 39.8 million shares were offered to the public at P8.88 per share. Because of high demand for Pacific Online shares, it opened in the market at P13.25 per share on the listing date. Belle's subsidiary, Premium Leisure Corp., owned 50.1% of all issued shares in Pacific Online as of December 31, 2017.

Premium Leisure Corp. ("PLC") comprises the group's vehicle for gaming investments. It was originally incorporated as Sinophil Oil Exploration Co., Inc. in 1993 with the primary purpose of engaging in oil and gas exploration and development activities. On June 3, 1997, its name was changed to Sinophil Corporation with a primary purpose of being an investment holding company and, on July 18, 2014, its stockholders approved a further change in its name to Premium Leisure Corp. with its primary purpose being investments in gaming-related businesses. On July 24, 2014, Belle completed transfers to PLC of its 100% stake in PLAI and approximately 102 million shares in Pacific Online (comprising about 34% of issued common shares in Pacific Online), with the Company transferring to Belle various real estate assets and corporate securities. PLC also increased its authorized capital stock from 16.1 billion shares to 43.6 billion shares, with Belle subscribing to 24.7 billion new common shares that increased its consolidated ownership therein from 3.6 billion shares or 54.3% to 28.3 billion shares or approximately 90%. During September and October 2014, Belle, its subsidiaries and affiliates sold a total of approximately 3.5 billion shares in PLC in the secondary market, in order to increase PLC's public float. These share sales reduced Belle's consolidated ownership in PLC to 24.9 billion shares or 78.7%, which level is unchanged as of December 31, 2017. On August 5, 2015, Belle sold its remaining 47.9 million shares in Pacific Online to PLC.

As the owner of 100% of the outstanding shares of PLAI, PLC will directly benefit from PLAI's share in gaming operations of City of Dreams Manila. Under the operating agreement between Belle, PLAI and Melco, PLAI will be entitled to receive from MRP agreed-upon monthly payments, after the opening of gaming operations in City of Dreams Manila, consisting of the following:

- The higher of (i) one-half of mass market gaming earnings before interest, taxes, depreciation and amortization (after adjusting for certain agreed deductions and for adding back expenses related to the lease agreement with Belle) or (ii) 15% of net mass market gaming revenues (after deductions for PAGCOR's non-VIP license fees), whichever is higher; and
- The higher of (i) one-half of VIP gaming earnings before interest, taxes, depreciation and amortization (after adjusting for certain agreed deductions and for adding back expenses related to the lease agreement with Belle) or (ii) 5% of net mass market gaming revenues (after deductions for PAGCOR's VIP license fees, VIP commissions and incentives, as well as VIP bad debts expenses), whichever is higher.

The Board of Directors of PLC has set a policy for PLC to declare as dividends to its shareholders in every year at least 80% of its unrestricted retained earnings as of the previous financial year that are qualified to be paid as dividends. PLC paid dividends to its stockholders at approximately 95% of dividendable retained earnings in 2015, and 99% of dividendable retained earnings in 2016, and 80% of dividendable retained earnings in 2017.

#### *Investment Agreement on PLAI, and Lease and Cooperation Agreement with MCE*

On April 14, 2011, Belle acquired PLAI through the issuance of 2.7 billion new common shares of Belle. PLAI is a grantee by PAGCOR of a License to operate integrated resorts, including casinos in the vicinity of Entertainment City. PLAI's License, which was issued by PAGCOR as a Provisional License in 2008, runs concurrent with PAGCOR's Congressional Franchise, which expires in 2033 unless renewed for

another 25 years by the Philippine Congress. On October 16, 2010, the transfer and valuation of Belle and PLAI shares was approved by the Securities and Exchange Commission (“SEC”). The Certificate Authorizing Registration (“CAR”) from the Bureau of Internal Revenue (“BIR”), which triggered the completion of the transfer, was approved on October 4, 2011.

The PAGCOR License stipulates certain requirements and guidelines that licensees will have to achieve by the opening date of their integrated resorts (the “PAGCOR Guidelines”). Among these are:

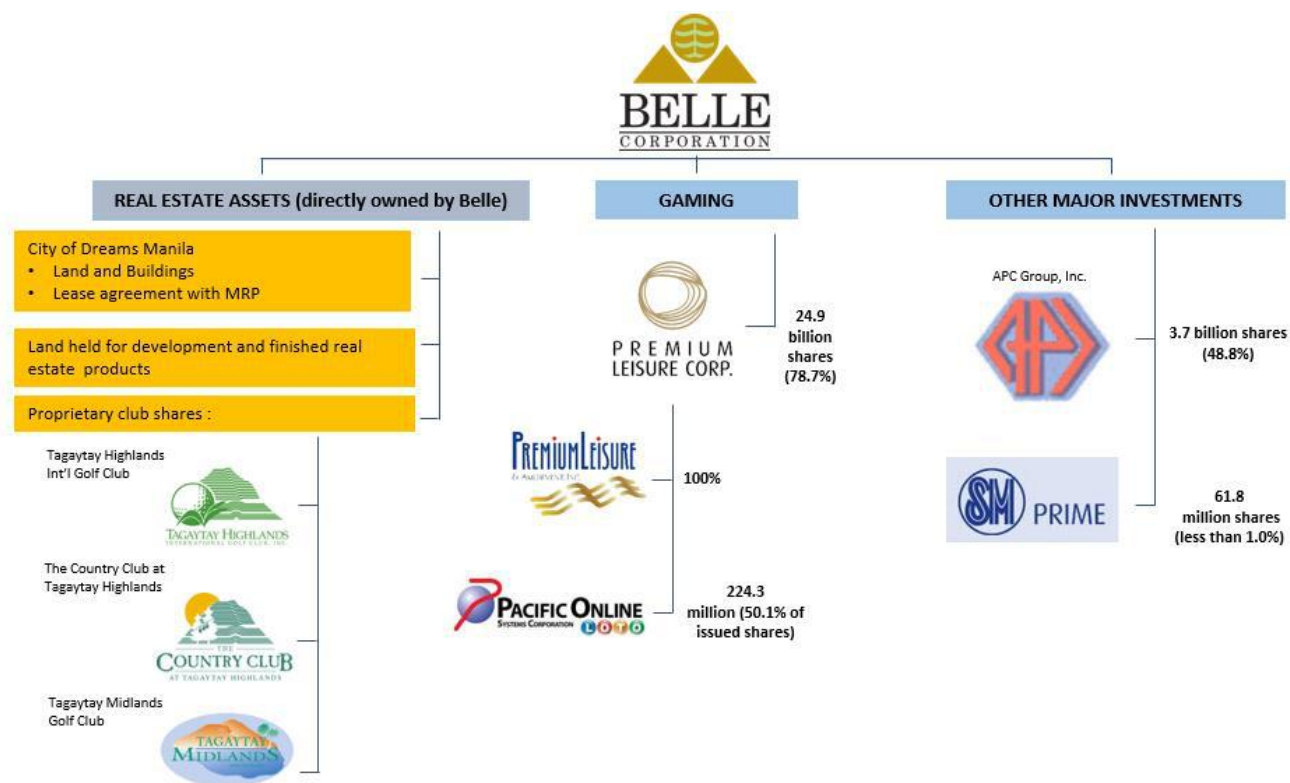
- Total investment commitment of US\$1 billion, with at least US\$650 million as of the opening date of the integrated resort (including up to US\$150 million in market value of land used for the resort) and the balance of US\$350 million within three years of such opening date;
- At least 800 hotel rooms, with an average floor area of at least 40 square meters;
- Total gross floor area of at least 250,000 square meters;
- At least 20,000 square meters of gross floor area available for retail and food/beverage outlets;
- An entertainment feature that costs at least P1 billion to construct;
- Total gaming space not to exceed 7.5% of the resort’s total gross floor area;
- Maximum number of gaming tables and slot machines/electronic table games to be set using a formula based on the total number of hotel rooms in the resort and the quality of such rooms.

In October 2012, Belle and PLAI entered into a Cooperation Agreement with Melco, which places Belle as a co-licensee and the owner of the land and buildings and Melco’s Philippine affiliate MRP as a co-licensee, developer and operator of all the facilities within the resort complex with March 13, 2013 as its effectivity date. As a result, both Belle and MRP were expected to make equal investment contributions to the project. Melco is the developer and owner of integrated resorts focused on the Macau Market, with its landmark project to date being the highly successful “City of Dreams”. On October 25, 2012, the Belle, as a lessor, entered into a lease agreement with MRP for the lease of land and building structures to be used in the integrated casino development project. The lease period started on March 13, 2013 and is co-terminus with the operating agreement between the Company and MRP, which in turn co-terminus with the License from PAGCOR, and provides for monthly rentals (with annual escalation) to be paid by MRP to Belle in respect of the land and buildings. PLAI and Melco also entered into an operating agreement that is similarly co-terminus with the License from PAGCOR, whereby MRP was given full management discretion on the management and operation of the integrated resort and PLAI was accorded a share of earnings from gaming operations in the resort.

On October 9, 2013, MRP announced that the integrated resort will be branded as “City of Dreams Manila”, the namesake of Melco’s flagship integrated resort in Macau, City of Dreams. MCE subsequently announced the branding of three hotels in City of Dreams Manila as Nobu, Hyatt and Crown Towers. MCE also announced plans for “DreamPlay”, City of Dreams Manila’s fully immersive, technology-rich family entertainment center developed in collaboration with DreamWorks Animation, which is the first of its kind in the world.

City of Dreams Manila was substantially completed as of December 2014, with all requirements under the PAGCOR Guidelines being met by Belle and MRP, including the full US\$1 billion investment commitment. The resort’s soft opening was held on December 14, 2014, on which date most of the resort’s facilities, including its mass market gaming operations, were officially open to the public. The Grand Launch of City of Dreams Manila was held on February 2, 2015. In May 2015, City of Dreams Manila became the first integrated resort in Entertainment City to have its License converted from Provisional to Regular status by PAGCOR.

**BELLE CORPORATION**  
**CORPORATE STRUCTURE AND MAJOR LINES OF**  
**BUSINESS/SUBSIDIARIES**  
**AS OF DECEMBER 31, 2017**



**Bankruptcy, Receivership or Similar Proceedings**

None for any of the companies above.

**Material Reclassification, Merger, Consolidation or Purchase or Sale of a Significant Amount of Assets (Not Ordinary)**

*Acquisition of Lucky Circle Corporation (“LCC”)*

On July 1, 2017, LCC, a subsidiary of Pacific Online Systems Corporation (“Pacific Online”), acquired nine (9) entities engaged in lotto/keno outlets and retail scratch it tickets for approximately ₱94.9 million.

**Products**

1. Premium Leisure Corp. (“PLC”), a 78.7%-owned publicly listed subsidiary of Belle with a primary purpose of investing gaming-related businesses. PLC owns 100% of PLAI and approximately 50.1% of issued shares of Pacific Online.
2. PremiumLeisure & Amusement Inc. (“PLAI”) is a grantee by PAGCOR of Certificate of Affiliations and Provisional License to operate integrated resorts, including casinos, in the vicinity of PAGCOR Entertainment City. The License runs concurrent with PAGCOR’s Congressional Franchise, which expires in 2033, unless renewed for another 25 years by the Philippine Congress. PLAI is a wholly-owned unlisted subsidiary of Belle’s PLC subsidiary.



3. Pacific Online Systems Corporation (“Pacific Online”) is a publicly listed subsidiary of PLC that leases on-line betting equipment to the Philippine Charity Sweepstakes Office (“PCSO”) for their lottery operations in the Visayas and Mindanao regions. PLC owns a total of 50.1% of issued shares of Pacific Online.

## Revenues

The following are the major revenue items in 2017 and 2016:

	2017		2016	
	Amount in Thousands	% of Total Revenue	Amount in Thousands	% of Total Revenue
<b>Revenues and Other Income</b>				
Gaming revenue share - net	2,609,353	32%	1,642,976	22%
Interest income on finance lease	2,069,841	25%	2,003,840	27%
Equipment rental and instant scratch ticket sales	2,319,993	28%	1,888,099	26%
Sale of real estate and club shares	596,667	7%	350,252	5%
Lease income	190,021	2%	190,042	3%
Revenue from property management	115,939	1%	127,168	2%
Interest income	29,577	0%	28,782	0%
Gain on sale of AFS financial assets	76,546	1%	351,680	5%
Gain on pretermination of ABLGI contract	-	0%	634,800	9%
Other revenues	216,026	3%	119,129	2%
<b>Total</b>	<b>8,223,963</b>	<b>100%</b>	<b>7,336,768</b>	<b>100%</b>

## Distribution Methods of Products

Belle’s high-end real estate products are sold principally to the A and B property market segments. The Company has its own in-house staff responsible for marketing and sales of the Company’s products, as well as after-sales service. The Company also accredits and taps the services of external brokers to complement its in-house marketing and sales teams.

## Status of Projects

### Real Estate:

In 2017, revenues from real estate development operations came mainly from sales of Lakeside Fairways lots (mainly Sycamore, Katsura, Yume, Tivoli, Kew Gardens and Cotswold), sales of Saratoga Hills properties (mainly Fairfield, Nob Hill and The Verandas), sales of Plantation Hills lots and sales of Tagaytay Midlands club shares.

#### The Belle View:

This project was completed and fully sold in 1998.

#### The Woodlands:

Belle started the delivery of units to homeowners in 1998. The project was completed in 1999.

#### Alta Mira:

The project was completed in 2000.

**Fairfield:**

As of December 31, 2013, Fairfield was 100% complete. The project was launched in October 2009.

**Nob Hill:**

As of December 31, 2015, Nob Hill was 100% complete. The project was launched in April 2010.

**Lakeview Heights:**

The project was completed in 2002.

**Lakeside Fairways:**

As of December 31, 2017, the first seven phases (Kew Gardens, Terrazas de Alava, Lakeside Enclave, Tivoli Place, Cotswold, Katsura and Yume) of the project were already 100% completed. In 2011, Belle launched its newest subdivision within Lakeside Fairways, Sycamore Heights, with its first three phases having more than 23 hectares in gross land area, comprising 352 residential lots averaging 360 sqm per lot. As of December 31, 2017, Sycamore Heights Phases 1-3 were already 100% complete, while the fourth phase of Sycamore Heights is at 98% complete.

**Plantation Hills:**

Only a few remaining lots in The Sanctuary, The Ridge, The Meadows, The Heights (Phases 1, 2, 3 and 5 of Plantation Hills, respectively) were unsold, and construction of these phases was fully completed, as of December 31, 2007. Plantation Hills is a farm lots subdivision.

**The Parks at Saratoga Hills:**

The Parks at Saratoga Hills ("The Parks"), located in Tanauan, Batangas, was launched in 2005. As of December 31, 2007, land development for The Parks was fully completed.

**The Verandas at Saratoga Hills:**

The Verandas at Saratoga Hills ("The Verandas"), located in Tanauan, Batangas beside The Parks, was launched in 2006. It was fully completed as of December 31, 2007.

**Tagaytay Midlands Golf Club, Inc.:**

The golf clubhouse and a 27-hole golf course were completed and fully operational.

**The Spa and Lodge at Tagaytay Highlands:**

The Spa and Lodge was completed in 2001. The Spa and Lodge structure is a hotel-like facility that boasts 25 five-star suites and spa facilities.

The Country Club at Tagaytay Highlands, Inc.: The project was completed in 1996.

**Gaming:**

On April 14, 2011, the Company acquired PLAI, which holds a License from PAGCOR, through the issuance of 2.7 billion new common shares, then valued at P1.95 per share, in exchange for 100% of the outstanding capital stock of PLAI. This marked the Company's strategic entry into the Integrated Resort industry. In October 2012, the Company entered into a Cooperation Agreement with Melco, which placed Belle as a co-licensee and owner of the land and buildings and Melco's Philippine affiliate MRP as co-licensee, developer and operator of the integrated resort, which was subsequently branded as "City of Dreams Manila". City of Dreams Manila is sited on 6.2 hectares of prime land at the corner of Roxas Boulevard and Aseana Avenue in Parañaque City, at the entrance of PAGCOR's Entertainment City complex. The construction of the integrated resort was substantially complete as of its Grand Launch on February 2, 2015, with approximately 300 hectares of gross floor area containing approximately 2.2 hectares of gaming areas, more than 2 hectares of retail and restaurant facilities, with more than 900 hotel rooms of 4-star, 5-star and 6-star quality and other entertainment facilities. City of Dreams Manila is only about 1 kilometer away from the Mall of Asia complex.

Melco's major shareholder is Melco International Development Limited, a developer and owner of integrated resort facilities focused on the Macau market. Its operating complex in Macau's Cotai Strip,

known as the “City of Dreams”, is a highly successful project that houses a gaming facility, several international luxury hotels and an upscale retail operation, along with a mix of bars and restaurants that are drawing crowds mainly from Hong Kong and China. The “City of Dreams” is also known for its spectacular show called “The House of Dancing Water”, which has become one of Macau’s major tourist attractions. During 2015, Melco launched its second integrated resort in Macau, called “Studio City”.

Pacific Online, incorporated in 1993, leases online betting equipment to the PCSO for their lottery operations. It has been consistently profitable since 2002, and listed its shares on the Philippine Stock Exchange on April 12, 2007.

## **Competition**

Property development has been Belle’s historical core business area. Belle believes that, at present, there is no other company in the Philippines that has successfully launched large-scale, self-contained and community-type leisure properties akin to its developments around Tagaytay Highlands and Tagaytay Midlands. In general, Belle competes somewhat with developers such as Ayala Land, Inc., Landco Pacific Corporation, Fil-Estate Realty Corporation and Brittany Corporation, with respect to its residential and subdivision projects. Some of these developers, like Ayala Land, Inc., are bigger in size than Belle. Nevertheless, Belle is able to effectively compete with the above companies primarily on the basis of product quality, reliability to deliver the projects as promised, project location, and high-end property development expertise. Furthermore, Belle has a market base of more than 7,000 wealthy individuals who are existing members of Tagaytay Highlands, Tagaytay Highlands Country Club and Tagaytay Midlands, which provides a marketing advantage over developers of similar properties.

In gaming, City of Dreams Manila will be competing against casinos operated by PAGCOR and the other three licensees that are already operating – Resorts World Manila of Travelers International Hotel Group, Inc. (“Travelers”), Solaire Resort and Casino of Bloomberry Resorts Corporation and Okada Manila of Universal Entertainment Corporation. Travelers has also broken ground on its planned Westside City (formerly known as Resorts World Bayshore) project in Entertainment City.

## **Suppliers**

The Company has a broad base of local and foreign suppliers. As is the case with most property development companies, there is a risk that contractual arrangements with contractors may not meet the Company’s performance standards. To serve as safeguards to these eventualities, therefore, performance bonds are normally required for these contractors.

## **Customers**

Belle’s market base includes wealthy local and foreign individual and institutional clients. The Company has historically sold its real estate projects (residential units) to its golf or country club members.

## **Transactions with and/or Dependence on Related Parties**

Please refer to the portion on “Certain Relationships and Related Transactions”.

## **Licenses**

Please refer to the portion on “Government Regulations”.

## **Government Approvals/Regulations**

As part of its normal course of real estate operation, the Company secures government approvals such as the Environment Compliance Certificate, Development Permits, DAR Clearances, and Licenses to Sell, etc.

The Company is also subject to the regulations of PAGCOR for its Gaming License and Philippine

Economic Zone Authority (PEZA) as the developer of the City of Dreams Manila.

### **Effect of Existing or Probable Government Regulations on the Business**

Belle has complied with all the government requirements necessary for its operations. Future government regulations are perceived to have no material impact to the normal operations of the Company.

### **Amount Spent on Research and Development Activities and Compliance with Environmental Laws**

Consultancy fees, engineering and architectural design, surveying, ECC, permits and licenses, etc. are being added to the cost of the project. Generally, these costs represent about 4% of gross revenues.

### **Number of Employees**

As of 31 December 2017, Belle had one hundred thirty nine (139) employees, all of whom are full-time employees. Belle employees are not subject to Collective Bargaining Agreements. Belle's management had generally not encountered any significant difficulties with its labor force, and no major strikes had been staged in the past.

The following are the breakdown of Belle employees according to type:

Officers	15
Senior Managers, Managers, Asst Managers	36
Supervisors and Rank and File	88
<hr/> Total	<hr/> 139

Aside from the basic salary and 13th month pay, other supplemental benefits or incentives that are being provided by Belle to its employees include: health card, life and accident insurance, retirement plan, and salary loan facilities, among others.

### **Risks**

Some of the risks that the Company and its related subsidiaries and affiliates may be exposed to are the following:

#### *Economic and Political Conditions*

The Company's business is mainly the development and sale of high-end leisure properties in the Philippines which is generally influenced by the Philippine political and macroeconomic climate. Events and conditions that may negatively impact the Philippine economy as a whole may also adversely affect the Company's ability to sell its real estate projects.

#### *Competition*

The degree of competition in the property industry varies considerably by sector and geography. In general, Belle may compete with other developers for purchases of land, as well as clientele for its residential and club projects. However, the Company believes that other major property companies do not generally pursue leisure property development as a core business area.

#### *Changes in Local and International Interest Rates*

Belle's local and foreign-denominated borrowings may be adversely affected by drastic increases in interest rates.

### *Changes in the Value of the Peso*

Depreciation of the Peso will negatively affect Belle's cost of goods and capital expenditures that Belle may import as part of its ordinary course of business.

### *Contractors and Suppliers*

As in the case with most property development companies, there is a risk that contractual arrangements with contractors may not meet the Company's performance standards. To serve as safeguards to these eventualities, performance bonds are therefore normally required for these contractors.

### *Government Regulations*

Belle's property development business is subject to certain laws and regulations of various branches of the government, such as the local governments, the Department of Environment and Natural Resources ("DENR") and the Housing and Land Use Regulatory Board ("HLURB"). Belle has complied with the licensing and regulatory requirements necessary for its operations.

Belle's gaming businesses are also subject to certain laws and regulations. Belle's involvement in the lottery run by the PCSO is via its ownership in Pacific Online, which holds an equipment lease agreement with the PCSO for the operation of on-line lottery system in the Visayas-Mindanao regions. Belle's subsidiary PLC owns PLAI, which holds a License granted to it by PAGCOR to operate integrated resorts, including casinos, within Entertainment City.

### *Changes to the Philippine Laws and Regulations*

Although laws and regulations are enacted for the common benefit, changes to these laws and regulations may create negative effects to the operating and financial condition of Belle, including its subsidiaries and affiliates.

In order to mitigate the risks mentioned above, the Company will continue to exercise fiscal prudence and adopt what it considers conservative financial and operational controls.

### *Working Capital*

Belle finances its working capital requirements through a combination of internally-generated funds, pre-selling, borrowing, and discounting of receivables.

## **DISAGREEMENT WITH ACCOUNTANTS ON ACCOUNTING AND FINANCIAL DISCLOSURES**

No principal accountant or independent accountants of the registrant has resigned, was dismissed, or has ceased to perform services during the two (2) most recent fiscal years or any subsequent interim period.

There have been no disagreements with any accountant on any matter of accounting principles or practices, financial statement disclosure or auditing scope of procedure.

**MANAGEMENT DISCUSSION AND ANALYSIS OF OPERATING PERFORMANCE  
AND FINANCIAL CONDITION**

**December 31, 2017 versus December 31, 2016 Results of Operations (in thousands)**

	Years Ended December 31		Horizontal Analysis	Vertical Analysis		
	2017	2016	Increase (Decrease)	2017	2016	
<b>REVENUE</b>						
Gaming revenue share	P 2,609,353	P 1,642,976	966,377	58.8%	32.6%	26.0%
Interest income on finance lease accounting	2,069,841	2,003,840	66,001	3.3%	25.8%	31.7%
Equipment rental and instant scratch ticket sales	1,840,521	1,579,661	260,860	16.5%	23.0%	25.0%
Sale of real estate	596,667	350,253	246,414	70.4%	7.4%	5.5%
Distribution and commission income	479,472	308,438	171,034	55.5%	6.0%	4.9%
Lease income	190,021	190,042	(21)	0.0%	2.4%	3.0%
Revenue from property management	115,939	127,168	(11,229)	-8.8%	1.4%	2.0%
Others	110,246	119,130	(8,884)	-7.5%	1.4%	1.9%
<b>TOTAL REVENUES</b>	<b>8,012,060</b>	<b>6,321,508</b>	<b>1,690,552</b>	<b>26.7%</b>	<b>100.0%</b>	<b>100.0%</b>
<b>COST OF LOTTERY SERVICES</b>	<b>(1,238,442)</b>	<b>(931,263)</b>	<b>307,179</b>	<b>33.0%</b>	<b>-15.5%</b>	<b>-14.7%</b>
<b>COST OF REAL ESTATE SOLD</b>	<b>(256,500)</b>	<b>(120,517)</b>	<b>135,983</b>	<b>112.8%</b>	<b>-3.2%</b>	<b>-1.9%</b>
<b>COST OF GAMING OPERATIONS</b>	<b>(234,630)</b>	<b>(416,507)</b>	<b>(181,877)</b>	<b>-43.7%</b>	<b>-2.9%</b>	<b>-6.6%</b>
<b>COST OF LEASE INCOME</b>	<b>(196,831)</b>	<b>(209,391)</b>	<b>(12,560)</b>	<b>-6.0%</b>	<b>-2.5%</b>	<b>-3.3%</b>
<b>COST OF PROPERTY MANAGEMENT SERVICES</b>	<b>(68,907)</b>	<b>(63,813)</b>	<b>5,094</b>	<b>8.0%</b>	<b>-0.9%</b>	<b>-1.0%</b>
<b>GENERAL AND ADMINISTRATIVE EXPENSES</b>	<b>(1,467,255)</b>	<b>(957,280)</b>	<b>509,975</b>	<b>53.3%</b>	<b>-18.3%</b>	<b>-15.1%</b>
<b>TOTAL COSTS AND EXPENSES</b>	<b>(3,462,565)</b>	<b>(2,698,771)</b>	<b>763,794</b>	<b>28.3%</b>	<b>-43.2%</b>	<b>-42.7%</b>
<b>INCOME FROM OPERATIONS</b>	<b>4,549,495</b>	<b>3,622,737</b>	<b>926,758</b>	<b>25.6%</b>	<b>56.8%</b>	<b>57.3%</b>
<b>INTEREST EXPENSE AND OTHER FINANCE CHARGES</b>	<b>(503,665)</b>	<b>(355,779)</b>	<b>147,886</b>	<b>-41.6%</b>	<b>-6.3%</b>	<b>-5.6%</b>
<b>INTEREST INCOME</b>	<b>29,577</b>	<b>28,782</b>	<b>795</b>	<b>2.8%</b>	<b>0.4%</b>	<b>0.5%</b>
<b>UNREALIZED GAIN ON MARKETABLE SECURITIES</b>	<b>67,705</b>	<b>148,554</b>	<b>(80,849)</b>	<b>-54.4%</b>	<b>0.8%</b>	<b>2.3%</b>
<b>NET FOREIGN EXCHANGE LOSS</b>	<b>(1,641)</b>	<b>(10,816)</b>	<b>9,175</b>	<b>-84.8%</b>	<b>0.0%</b>	<b>-0.2%</b>
<b>PAYMENTS TO ABLGI/ACCRETION OF NONTRADE LIABILITY</b>	<b>-</b>	<b>(455,229)</b>	<b>(455,229)</b>	<b>-100.0%</b>	<b>0.0%</b>	<b>-7.2%</b>
<b>GAIN ON FINANCE LEASE</b>	<b>-</b>	<b>15,882</b>	<b>(15,882)</b>	<b>100.0%</b>	<b>0.0%</b>	<b>0.3%</b>
<b>OTHER INCOME (CHARGES)</b>	<b>166,149</b>	<b>981,628</b>	<b>(815,479)</b>	<b>-83.1%</b>	<b>2.1%</b>	<b>15.5%</b>
<b>INCOME BEFORE INCOME TAX</b>	<b>4,307,620</b>	<b>3,975,759</b>	<b>331,861</b>	<b>8.3%</b>	<b>53.8%</b>	<b>62.9%</b>
<b>PROVISION FOR INCOME TAXES</b>						
Current	316,330	283,461	32,869	11.6%	3.9%	4.5%
Deferred	480,649	596,175	(115,526)	-19.4%	6.0%	9.4%
	796,979	879,636	(82,657)	-9.4%	9.9%	13.9%
<b>NET INCOME</b>	<b>P 3,510,641</b>	<b>P 3,096,123</b>	<b>414,518</b>	<b>13.4%</b>	<b>43.8%</b>	<b>49.0%</b>

Belle Corporation reported consolidated revenues of ₱8,012.1 million for 2017, up 27% compared to ₱6,321.5 million in 2016. Belle's consolidated net income rose 13% to ₱3,510.6 million in 2017, from ₱3,096.1 million the previous year. Excluding capital gains on sales of non-core investments and extraordinary items, Belle's recurring net income of ₱3,287.8 million for 2017 was 58% higher than recurring net income of ₱2,076.2 million for 2016. This record performance was driven primarily by growth in gaming revenues.

Through its subsidiary Premium Leisure Corporation (PLC), Belle reported a 59% increase in its share of gaming earnings from City of Dreams Manila, rising to ₱2,609.4 million from ₱1,643.0 million a year earlier.

Belle's real estate business also contributed to its banner year with ₱3,082.7 million in revenues, up 10% from ₱2,790.4 million in 2016. Of this, ₱2,259.9 million came from Belle's lease to Melco Resorts and Entertainment (Philippines) Corporation ("MRP") of the land and buildings comprising City of Dreams Manila, while ₱822.9 million was from real estate sales and property management activities at its Tagaytay Highlands and Midlands residential and leisure complexes.

The strong 2017 results enabled Belle to declare a regular dividend of ₱0.12 per share on February 23, 2018, for a total dividend payment of approximately ₱1,267.3 million, payable on March 23, 2018 to shareholders of record as of March 9, 2018.

### **Revenues**

Total revenues of ₱8,012.1 million for the year ended December 31, 2017 were higher by ₱1,690.6 million (27%), compared to ₱6,321.5 million for the year ended December 31, 2016, mainly due to a ₱966.4 million (59%) increase in the share of PLC in the gaming revenue of City of Dreams Manila from ₱1,643.0 million for 2016 to ₱2,609.4 million for 2017. In addition, the Company's revenue from the lease of the City of Dreams Manila building (interest income on finance lease accounting) increased by ₱66.0 million (3%), from ₱2,003.8 million in 2016 to ₱2,069.8 million during 2017, Pacific Online's revenues from equipment rental, instant scratch ticket sales, distribution and commissions increased by ₱431.9 million (23%) from ₱1,888.1 million in 2016 to ₱2,320.0 million in 2017 and ₱226.3 million (38%) increase in revenue from sales of real estate and property management activities, from ₱596.6 million in 2016 to ₱822.9 million in the 2017.

### **Costs of Lottery Services**

Costs of lottery services at Pacific Online increased by ₱307.2 million (33%), to ₱1,238.4 million in 2017, from ₱931.3 million in 2016, mainly due to increased online lottery expenses and depreciation expenses for lottery equipment and professional fees.

### **Costs of Lease Income**

Costs of lease income decreased by ₱12.6 million (6%), to ₱196.8 million in 2017 from ₱209.4 million in 2016, mainly due to lower insurance expense during 2017 period.

### **Costs of Real Estate**

Costs of real estate increased by ₱136.0 million (113%), to ₱256.5 million in 2017, from ₱120.5 million in 2016, due to the higher sales revenue therefrom recognized during the period.

### **Costs of Services of Property Management**

Cost of services of property management increased by ₱5.1 million (8%) to ₱68.9 million for 2017, from ₱63.8 million for 2016, due to higher power usage during 2017 period.

### **Costs of Gaming Operations**

Costs of gaming operations increased by ₱181.9 million (44%) to ₱234.6 million for 2017, from ₱416.5 million for 2016, due to lower consultancy fees and other costs at PLC's wholly-owned subsidiary, PremiumLeisure and Amusement Inc. ("PLAI"). PLAI has a direct economic participation in the gaming operations at City of Dreams Manila, by virtue of an operating agreement with MRP that accords it a share of gaming revenue on earnings. MRP is the Philippine affiliate of Melco, a Hong-Kong based corporation which develops, owns and operates gaming and entertainment facilities in Asia, mostly in Macau.

### **General and Administrative Expenses**

General and administrative expenses increased by ₱510.0 million (53%), to ₱1,467.3 million for 2017 from ₱957.3 million for 2016, due to increased expenses relating to salaries, professional fees and other expenses.

### **Financial Income (Expense)**

Interest expense and other finance charges increased by ₱147.9 million (42%) to ₱503.7 million for 2017 period, from ₱355.8 million for the 2016 period. This higher interest expense was due to the Company's increased level of borrowings in 2017, which were incurred mostly to finance the pre-termination of the Memorandum of Agreement ("MOA") with ABLGI. Interest income increased by ₱0.8 million (3%), to ₱29.6 million in the 2017 period, from ₱29.8 million in the 2016 period, due to higher average yields on short-term investments.

**Unrealized Gain on Marketable Securities**

Unrealized gain on marketable securities pertains to change in market value of club shares held by Belle and other marketable securities held by Pacific Online.

**Other Income**

This includes gains on the sale of shares in SM Prime Holdings, Inc. ("SMPH") shares held by Belle. Belle sold 5.0 million SMPH shares at a gain of ₱76.5 million in 2017 and 26.5 million SMPH shares at a gain of ₱351.7 million in 2016. Belle also realized a gain on sale of properties in 2017 amounting to ₱105.8 million and a ₱634.8 million gain on pre-termination of ABLGI agreement in 2016.

**Provision for Income Taxes**

The provision for income taxes decreased by ₱82.7 million (9%) to ₱797.0 million for the year ended December 31, 2017, from ₱879.6 million for the year ended December 31, 2016, due to lower taxable income at Belle's subsidiaries in 2017.

**Net Income**

As a result of the foregoing, the Company realized consolidated net income of ₱3,510.6 million for the year ended December 31, 2017. This is ₱414.5 million (13%) higher than consolidated net income of ₱3,096.1 million for the year ended December 31, 2016. The Company's consistent profitability allowed the Company to pay a regular cash dividend on March 30, 2017 in the amount of ₱1,003.3 million (₱0.095 per share), and to declare a higher cash dividend on February 23, 2018 (payable on March 23, 2018), in the amount of ₱1,267.3 million (₱0.12 per share).



## December 31, 2017 vs December 31, 2016 Statement of Financial Position (in thousands)

	Years Ended December 31 (Audited)		Horizontal Analysis		Vertical Analysis	
	2017	2016	Inc (Dec)	%	2017	2016
<b>ASSETS</b>						
<b>Current Assets</b>						
Cash and cash equivalents	P 3,711,248	P 2,953,262	757,986	25.7%	8.5%	7.1%
Investments held for trading	2,279,666	2,232,710	46,956	2.1%	5.2%	5.4%
Receivables	2,095,784	1,881,754	214,030	11.4%	4.8%	4.5%
Current portion of finance lease receivable	1,689,973	1,541,035	148,938	9.7%	3.9%	3.7%
Real estate for sale	643,265	802,854	(159,589)	-19.9%	1.5%	1.9%
Other current assets	1,347,963	1,210,973	136,990	11.3%	3.1%	2.9%
	<b>11,767,899</b>	<b>10,622,588</b>	<b>1,145,311</b>	<b>10.8%</b>	<b>26.9%</b>	<b>25.6%</b>
<b>Noncurrent Assets</b>						
Finance lease receivable - net of current portion	16,393,208	16,104,586	288,622	1.8%	37.5%	38.7%
Intangible asset	5,001,237	4,812,707	188,530	3.9%	11.4%	11.6%
Land held for future development	3,099,166	3,092,399	6,767	0.2%	7.1%	7.4%
Available-for-sale financial assets	2,475,287	2,026,944	448,343	22.1%	5.7%	4.9%
Investment properties	1,869,025	1,540,961	328,064	21.3%	4.3%	3.7%
Goodwill	1,832,261	1,828,578	3,683	0.2%	4.2%	4.4%
Property and equipment	648,444	690,378	(41,934)	-6.1%	1.5%	1.7%
Investments in and advances to associates - net	77,975	77,903	72	0.1%	0.2%	0.2%
Pension asset	13,414	10,048	3,366	33.5%	0.0%	0.0%
Deferred tax asset	15,440	14,576	864	5.9%	0.0%	0.0%
Other noncurrent assets	540,337	743,290	(202,953)	-27.3%	1.2%	1.8%
	<b>31,965,794</b>	<b>30,942,370</b>	<b>1,023,424</b>	<b>3.3%</b>	<b>73.1%</b>	<b>74.4%</b>
<b>TOTAL ASSET</b>	<b>P 43,733,693</b>	<b>P 41,564,958</b>	<b>2,168,735</b>	<b>5.2%</b>	<b>100.0%</b>	<b>100.0%</b>
<b>LIABILITIES AND EQUITY</b>						
<b>Current Liabilities</b>						
Trade and other current liabilities	P 2,011,183	P 1,254,065	757,118	60.4%	4.6%	3.0%
Loans payable	2,500,017	2,000,017	500,000	25.0%	5.7%	4.8%
Estimated liability on construction costs	18,646	23,376	(4,730)	-20.2%	0.0%	0.1%
Income tax payable	29,434	51,900	(22,466)	-43.3%	0.1%	0.1%
Current portion of:						
Long-term debt	1,056,944	862,500	194,444	22.5%	2.4%	2.1%
Obligations under finance lease	39,489	47,698	(8,209)	-17.2%	0.1%	0.1%
Nontrade liability	-	3,762,000	(3,762,000)	-100.0%	0.0%	9.1%
	<b>5,655,713</b>	<b>8,001,556</b>	<b>(2,345,843)</b>	<b>-29.3%</b>	<b>12.9%</b>	<b>19.3%</b>
<b>Noncurrent Liabilities</b>						
Noncurrent portion of:						
Long-term debt	5,202,431	3,759,375	1,443,056	38.4%	11.9%	9.0%
Obligations under finance lease	35,374	71,644	(36,270)	-50.6%	0.1%	0.2%
Pension liability	24,102	12,550	11,552	92.0%	0.1%	0.0%
Deferred tax liabilities	2,220,559	1,742,187	478,372	27.5%	5.1%	4.2%
Other noncurrent liability	234,340	233,864	476	0.2%	0.5%	0.6%
	<b>7,716,806</b>	<b>5,819,620</b>	<b>1,897,186</b>	<b>32.6%</b>	<b>17.6%</b>	<b>14.0%</b>
<b>TOTAL LIABILITIES</b>	<b>13,372,519</b>	<b>13,821,176</b>	<b>(448,657)</b>	<b>-3.2%</b>	<b>30.6%</b>	<b>33.3%</b>
<b>Equity</b>						
Attributable to equity holders of parent:						
Common stock	10,561,000	10,561,000	-	0.0%	24.1%	25.4%
Additional paid-in capital	5,503,731	5,503,731	-	0.0%	12.6%	13.2%
Treasury stock	(181,185)	(181,185)	-	0.0%	-0.4%	-0.4%
Equity share in cost of Parent Company shares held by associates	(2,501)	(2,501)	-	0.0%	0.0%	0.0%
Cost of Parent Company common shares held by subsidiaries	(1,585,336)	(1,758,264)	172,928	-9.8%	-3.6%	-4.2%
Unrealized gain on available-for-sale financial assets - net	1,365,375	836,876	528,499	63.2%	3.1%	2.0%
Retained Earnings	8,194,187	6,289,302	1,904,885	30.3%	18.7%	15.1%
Other reserves	3,045,886	3,082,825	(36,939)	-1.2%	7.0%	7.4%
Excess of net asset value of an investment over cost	252,040	252,040	-	0.0%	0.6%	0.6%
Total equity attributable to equity holders of the Parent	<b>27,153,197</b>	<b>24,583,824</b>	<b>2,569,373</b>	<b>10.5%</b>	<b>62.1%</b>	<b>59.1%</b>
Non-controlling interests	3,207,977	3,159,958	48,019	1.5%	7.3%	7.6%
<b>Total Equity</b>	<b>30,361,174</b>	<b>27,743,782</b>	<b>2,617,392</b>	<b>9.4%</b>	<b>69.4%</b>	<b>66.7%</b>
<b>TOTAL LIABILITIES AND EQUITY</b>	<b>P 43,733,693</b>	<b>P 41,564,958</b>	<b>2,168,735</b>	<b>5.2%</b>	<b>100.0%</b>	<b>100.0%</b>

## **ASSET**

Total assets of the Company increased by ₱2,168.7 million (5%) to ₱43,733.7 million as of December 31, 2017, from ₱41,565.0 million as of December 31, 2016.

### **Cash and Cash equivalents**

Cash and cash equivalents increased by ₱758.0 million (26%), to ₱3,711.2 million as of December 31, 2017 from ₱2,953.3 million as of December 31, 2016, due to cashflows from operations and additional borrowings from local banks. The increases in cashflows was offset by the dividend payment of ₱1,003.3 million on March 30, 2017 and payments to ABLGI of about ₱4,072.0 million in order to terminate the MOA (refer to “Nontrade Liability” on page 41).

### **Investments Held for Trading**

This account consists of investments of the Parent Company in Tagaytay Highlands International Golf Club, Inc. (“Tagaytay Highlands”), Tagaytay Midlands Golf Club Inc. (“Midlands”), The Country Club at Tagaytay Highlands, Inc. (“Country Club”), and investments of Pacific Online in listed shares of Leisure and Resorts World Corporation, Vantage Equities, Inc. and Philippine Long Distance Telephone Company.

### **Finance Lease Receivables**

Due to the requirements under Philippine Accounting Standards 17 (PAS 17), management accounts for its lease agreement with MRP for the City of Dreams Manila buildings as a finance lease, even though there is neither a requirement nor any intention to transfer title therefor to MRP. The Company thus recorded a finance lease receivable in March 2013 equivalent to the estimated fair value of the leased property, amounting to ₱9.4 billion for the Phase 1 building structure of City of Dreams Manila. In January 2015, the Company recorded a finance lease receivable, amounting to ₱5.3 billion for the estimated fair value of the Phase 2 building structure of City of Dreams Manila. Fair valuation was determined by discounting minimum lease payments at the inception date of the lease agreement.

### **Receivables**

Receivables increased by ₱214.0 million (11%), to ₱2,095.8 million as of December 31, 2017 from ₱1,881.8 million as of December 31, 2016. The increase was mainly due to the receivable from Real Estate and Pacific Online’s receivables on instant scratch ticket sales.

### **Real Estate for Sale**

Real estate for sale decreased by ₱159.6 million (20%), to ₱643.3 million as of December 31, 2017 from ₱802.8 million as of December 31, 2016, due to sales during the period offset by project development in the Tagaytay Midlands and Greenlands areas.

### **Available-for-sale Investments**

Available-for-sale financial assets increased by ₱448.3 million (22%), to ₱2,475.3 million as of December 31, 2017 from ₱2,026.9 million as of December 31, 2016, which was attributable to the increase in market price of the investments. This was partially offset by Belle’s sale of 5.0 million shares of SMPH during the first half of 2017. Belle still held 61.8 million shares of SMPH as of December 31, 2017.

### **Intangible Asset**

This pertains to the cost of the PAGCOR License to operate integrated resorts that was granted by PAGCOR to PLAI. Belle and MRP are Co-Licensees under PLAI’s PAGCOR License. As part of PLAI’s practice of regular and continuous review of existing contracts, PLAI implemented an initiative to change its amortization policy to align the life of the license with the PAGCOR charter, which is renewable for another 25 years upon its expiration in 2033. The extension of the life of the gaming license lowers the amortization expense of PLAI by ₱13.9 million monthly effective April 2016. Amortization of the intangible asset on the License started on December 14, 2014, which is the effectivity date of the Notice to Commence Casino Operations granted by PAGCOR. Amortization expense for the year ended December 31, 2017 amounted to ₱115.8 million.

**Goodwill**

The Company recognized goodwill amounting to ₱1,832.3 million, as a result of consolidating Pacific Online starting June 5, 2014.

**Other Assets**

Other assets decreased by ₱66.0 million (3%), to ₱1,888.3 million as of December 31, 2017 from ₱1,954.3 million as of December 31, 2016, mainly due to utilization of prepaid expenses, application of input VAT and advances to contractors for capital expenditures related to City of Dreams Manila.

**LIABILITIES**

Total liabilities decreased by ₱448.7 million (3%), to ₱13,372.5 million as of December 31, 2017 from ₱13,821.2 million as of December 31, 2016, due to the pre-termination of the MOA with ABLGI. The decrease in liabilities amounting to ₱3,762.0 million brought about by the pre-termination of the MOA with ABLGI was offset by additional borrowings from local banks.

**Trade and Other Current Liabilities**

Trade and other current liabilities increased by ₱757.1 million (60%) to ₱2,011.2 million as of December 31, 2017, from ₱1,254.1 million as of December 31, 2016, due mainly to the increase in trade payables.

**Loans Payable and Long-Term Debt**

Total debt, amounting to ₱8,834.3 million as of December 31, 2017, consists of ₱8,759.4 million in Peso loans of Belle from various local financial institutions, with an average interest rate of approximately 5.61% per annum, and ₱74.9 million in finance lease obligations of Pacific Online. The outstanding amount of total debt from financial institutions increased by ₱2,137.5 million (32%) from ₱6,621.9 million as of December 31, 2016 due to availment of new loans and long term-debt. Pacific Online's finance lease obligations, pertain to its lottery equipment under finance lease accounting. This decreased by ₱44.5 million (37%), from ₱119.3 million as of December 31, 2016 to ₱74.9 million as of December 31, 2017, due to the amortization of principal therein.

**Estimated Liability on Construction Costs**

The Company recorded estimated construction costs totaling ₱7.5 billion in order to complete the structure and utilities of the City of Dreams Manila buildings, as a result of accounting for its lease agreement with MRP as a finance lease (as required under PAS 17). The City of Dreams Manila buildings have a total gross floor area of approximately 30 hectares. The remaining liability hereunder pertains mostly to final payments still due to some contractors.

**Nontrade Liability**

In 2013, Belle, PLAI, ABLGI and LRWC entered into the MOA, whereby Belle and PLAI agreed to grant ABLGI the right to the settlement of amounts in consideration of the waiver of ABLGI's rights as casino operator, the termination of ABLGI agreements relating to the integrated resort that is now known as City of Dreams Manila and the grant of the ABLGI Advance, totaling about ₱4.8 billion, to help in the funding for the construction of the integrated resort building.

In December 2014, the implementing agreement for the MOA was executed, with the effectivity of terms and conditions retrospective on January 1, 2014. The ABLGI Advance was determined as the fair value of ABLGI's settlement. Such liability was being accreted over the lease term using the Effective Interest Rate method.

On November 3, 2016, Belle, PLAI, BGRH, ABLGI and LRWC signed an agreement (the "Termination Agreement"), which terminated the MOA of 2013 at the end of March 2017. Under the Termination Agreement, Belle repaid ABLGI its nontrade liability of ₱4,780.0 million and purchased ABLGI's gaming consultancy contract with PLAI for ₱310.0 million, for a total consideration of ₱5,090.0 million. Of the total consideration, ₱1,018.0 million was paid upon signing and the balance was paid simultaneous with the termination of the MOA on March 31, 2017. The MOA was thus deemed fully terminated as of March 31, 2017. The acquired gaming consultancy contract was recorded as an intangible asset as of March 31, 2017.

## EQUITY

The Company's shareholders' equity as of December 31, 2017 of ₱30,361.2 million was higher by ₱2,617.4 million (9%), compared to the year-end 2016 of ₱27,743.8 million, due to increase in unrealized gain on available-for-sale financial assets of ₱528.5 million (63%) and consolidated net income of ₱3,510.6 million, partially offset by the ₱1,003.3 million cash dividend declared to its shareholders on March 30, 2017. Excluding the dividend, the Company's shareholders' equity as of December 31, 2017 would have been ₱31,364.5 million, or approximately ₱3,620.7 million (13%) higher than at December 31, 2016.

Below are the comparative key performance indicators of the Company and its subsidiaries:

### ***Belle Corporation (consolidated)***

	<b>Dec 31, 2017</b>	Dec 31, 2016
Asset to equity ratio	<b>1.44 : 1.00</b>	1.50 : 1.00
Current or Liquidity ratio	<b>2.08 : 1.00</b>	1:33 : 1.00
Debt-to-equity ratio	<b>0.29 : 1.00</b>	0.24 : 1.00
Net debt-to-equity ratio	<b>0.17 : 1.00</b>	0.14 : 1.00
Interest rate coverage ratio	<b>9.49 :1.00</b>	12.09 :1.00
Return on assets	<b>8.2%</b>	7.3%
Return on equity	<b>12.1%</b>	11.6%

**Premium Leisure Corp. (consolidated)**

	<b>Dec 31, 2017</b>	Dec 31, 2016
Asset to equity ratio	<b>1.09 : 1.00</b>	1.04 : 1.00
Current or Liquidity ratio	<b>3.93 : 1.00</b>	7.48 : 1.00
Debt-to-equity ratio	<b>0.004 : 1:00</b>	0.01 : 1:00
Net debt-to-equity ratio	<b>(0.17) : 1.00</b>	(0.10) : 1.00
Interest rate coverage ratio	<b>239.2 : 1:00</b>	114.0 : 1:00
Return on assets	<b>11.27%</b>	6.97%
Return on equity	<b>12.04%</b>	7.22%

**Pacific Online Systems Corporation (consolidated)**

	<b>Dec 31, 2017</b>	Dec 31, 2016
Asset to equity ratio	<b>1.30 : 1.00</b>	1.18 : 1.00
Current or Liquidity ratio	<b>2.16 : 1.00</b>	3.37 : 1.00
Debt-to-equity ratio	<b>0.30 : 1.00</b>	0.06 : 1.00
Net debt-to-equity ratio	<b>(0.18) : 1.00</b>	(0.07) : 1.00
Interest rate coverage ratio	<b>67.46 : 1.00</b>	46.77 : 1.00
Return on assets	<b>18.71%</b>	17.73%
Return on equity	<b>24.40%</b>	21.53%

The above performance indicators are calculated as follows:

Current Ratio	$\frac{\text{Current Assets}}{\text{Current Liabilities}}$
Debt to Equity Ratio	$\frac{\text{Interest-bearing debt}}{\text{Total Equity}}$
Asset-to-equity Ratio	$\frac{\text{Total Assets}}{\text{Total Equity}}$
Return on Equity	$\frac{\text{Net Income}}{\text{Average equity during the period}}$
Return on Assets	$\frac{\text{Net Income}}{\text{Average assets during the period}}$
Interest Coverage Ratio	$\frac{\text{Income Before Interest \& Tax}}{\text{Interest Expense}}$
Net debt-to-equity ratio	$\frac{\text{Interest-bearing debt less cash and cash equivalents}}{\text{Total Equity}}$

The Company does not foresee any cash flow or liquidity problems over the next twelve months. As of December 31, 2017, consolidated total debt of the Company of ₱8,834.3 million was comprised of borrowings from renewable short-term bank loans of ₱2,500.0 million, amortizing term loans from banks of ₱6,259.4 million and obligations under finance lease of ₱74.9 million. Belle has a number of projects, rental income and expected dividends from subsidiaries from which it expects to generate cash flow sufficient for its foreseeable requirements. Meanwhile, the Company continues to be in compliance with the terms of all of its debt obligations.

As of December 31, 2017, except for what has been noted in the preceding, there were no material events or uncertainties known to management that had a material impact on past performance, or that would have a material impact on the future operations, in respect of the following:

- (i) Any Known Trends, Events or Uncertainties (Material Impact on Liquidity) Material commitments for capital expenditures that are reasonably expected to have a material impact on the Company's short-term or long-term liquidity;
- (ii) Events that will trigger direct or contingent financial obligation that is material to the company, including any default or acceleration of an obligation.
- (iii) All material off-balance sheet transactions, arrangements, obligations (including contingent obligations), and other relationships of the company with unconsolidated entities or other persons created during the reporting period.
- (iv) Description of any material commitments for capital expenditures, general purpose of such commitments, expected sources of funds for such expenditures:

Under the License granted to PLAI by PAGCOR, the parties designated as Co-Licensees in the Consortium (PLAI, Belle and MRP) are committed to collectively invest a minimum of US\$1.0 billion ("Investment Commitment") in the Project. Under the PAGCOR Guidelines, of the US\$1.0 billion, US\$650.0 million shall be invested upon the opening of the integrated resort and the US\$350.0 million balance shall be invested within a period of three (3) years from the commencement of the integrated resort operations. The Investment Commitment shall be composed of the value of the land (up to a maximum of US\$150 million) and the development costs of the infrastructures and facilities for the Project.

The Consortium already exceeded the \$1.0 billion Investment Commitment upon the soft opening of City of Dreams Manila on December 14, 2014.

- (v) Any Known Trends, Events or Uncertainties (Material Impact on Sales)
- (vi) Any Significant Elements of Income or Loss (from continuing operations)

## December 31, 2016 versus December 31, 2015 Results of Operations (in thousands)

	Year Ended December 31 (Audited)		Horizontal Analysis		Vertical Analysis	
	2016	2015 (as restated)	Increase (Decrease)		2016	2015
<b>REVENUE</b>						
Interest income on finance lease	P 2,003,840	P 1,917,354	86,486	4.5%	31.7%	35.8%
Gaming revenue share	1,642,976	756,238	886,738	117.3%	26.0%	14.1%
Equipment rental and instant scratch ticket sales	1,579,661	1,459,237	120,424	8.3%	25.0%	27.3%
Sales of real estate	350,253	354,774	(4,521)	-1.3%	5.5%	6.6%
Commission and distribution income	308,438	259,081	49,357	19.1%	4.9%	4.8%
Lease income	190,042	190,906	(864)	-0.5%	3.0%	3.6%
Revenue from property management	127,168	112,682	14,486	12.9%	2.0%	2.1%
Others	119,130	301,405	(182,275)	-60.5%	1.9%	5.6%
<b>TOTAL REVENUES</b>	<b>6,321,508</b>	<b>5,351,677</b>	<b>969,831</b>	<b>18.1%</b>	<b>100.0%</b>	<b>100.0%</b>
<b>COST OF LOTTERY SERVICES</b>	<b>(931,263)</b>	<b>(827,032)</b>	<b>104,231</b>	<b>12.6%</b>	<b>14.7%</b>	<b>15.5%</b>
<b>COST OF GAMING OPERATIONS</b>	<b>(416,507)</b>	<b>(382,023)</b>	<b>34,484</b>	<b>9.0%</b>	<b>6.6%</b>	<b>7.1%</b>
<b>COST OF LEASE INCOME</b>	<b>(209,391)</b>	<b>(152,584)</b>	<b>56,807</b>	<b>37.2%</b>	<b>3.3%</b>	<b>2.9%</b>
<b>COST OF REAL ESTATE AND CLUB SHARES SOLD</b>	<b>(120,517)</b>	<b>(160,976)</b>	<b>(40,459)</b>	<b>-25.1%</b>	<b>1.9%</b>	<b>3.0%</b>
<b>COST OF SERVICES OF PROPERTY MANAGEMENT</b>	<b>(63,813)</b>	<b>(80,208)</b>	<b>(16,395)</b>	<b>-20.4%</b>	<b>1.0%</b>	<b>1.5%</b>
<b>GENERAL AND ADMINISTRATIVE EXPENSES</b>	<b>(957,280)</b>	<b>(718,524)</b>	<b>238,756</b>	<b>33.2%</b>	<b>15.1%</b>	<b>13.4%</b>
<b>TOTAL COSTS AND EXPENSES</b>	<b>(2,698,771)</b>	<b>(2,321,347)</b>	<b>377,424</b>	<b>16.3%</b>	<b>-42.7%</b>	<b>-43.4%</b>
<b>INCOME FROM OPERATIONS</b>	<b>3,622,737</b>	<b>3,030,330</b>	<b>592,407</b>	<b>19.5%</b>	<b>57.3%</b>	<b>56.6%</b>
<b>ACCRETION OF NONTRADE LIABILITY</b>	<b>(455,229)</b>	<b>(651,684)</b>	<b>(196,455)</b>	<b>-30.1%</b>	<b>-7.2%</b>	<b>-12.2%</b>
<b>INTEREST EXPENSE</b>	<b>(355,779)</b>	<b>(273,977)</b>	<b>81,802</b>	<b>29.9%</b>	<b>-5.6%</b>	<b>-5.1%</b>
<b>UNREALIZED GAIN ON MARKETABLE SECURITIES</b>	<b>148,554</b>	<b>150,646</b>	<b>(2,092)</b>	<b>-1.4%</b>	<b>2.3%</b>	<b>2.8%</b>
<b>INTEREST INCOME</b>	<b>28,782</b>	<b>34,470</b>	<b>(5,688)</b>	<b>-16.5%</b>	<b>0.5%</b>	<b>0.6%</b>
<b>GAIN ON FINANCE LEASE</b>	<b>15,882</b>	<b>-</b>	<b>15,882</b>	<b>n/a</b>	<b>0.3%</b>	<b>0.0%</b>
<b>NET FOREIGN EXCHANGE GAIN (LOSS)</b>	<b>(10,816)</b>	<b>36,135</b>	<b>(46,951)</b>	<b>-129.9%</b>	<b>-0.2%</b>	<b>0.7%</b>
<b>EQUITY IN NET EARNINGS OF ASSOCIATES</b>	<b>-</b>	<b>27,340</b>	<b>(27,340)</b>	<b>n/a</b>	<b>0.0%</b>	<b>0.5%</b>
<b>OTHER INCOME - net</b>	<b>981,628</b>	<b>87,855</b>	<b>893,773</b>	<b>1017.3%</b>	<b>15.5%</b>	<b>1.6%</b>
<b>INCOME BEFORE INCOME TAX</b>	<b>3,975,759</b>	<b>2,441,115</b>	<b>1,534,644</b>	<b>62.9%</b>	<b>62.9%</b>	<b>45.6%</b>
<b>PROVISION FOR INCOME TAXES</b>						
Current	283,461	306,296	(22,835)	-7.5%	4.5%	5.7%
Deferred	596,175	363,038	233,137	64.2%	9.4%	6.8%
	879,636	669,334	210,302	31.4%	13.9%	12.5%
<b>NET INCOME</b>	<b>P 3,096,123</b>	<b>P 1,771,781</b>	<b>1,324,342</b>	<b>74.7%</b>	<b>49.0%</b>	<b>33.1%</b>

Belle Corporation realized consolidated net income of ₱3,096.1 million for 2016, which is ₱1,324.3 million (75%) higher than net income of ₱1,771.8 million for 2015. Excluding extraordinary items, principally a capital gain of ₱352 million on the sale of 26 million shares of SM Prime Holdings, Inc. in July 2016, Belle's recurring net income of ₱2,076.2 million for 2016 was higher by ₱737 million (55%) over recurring net income for 2015 of ₱1,334.2 million. This performance continues Belle's record of underlying earnings growth. Due to the Company's strong profitability, it declared a cash dividend of nine-and-a half centavos (₱0.095) per share to its common shareholders on February 28, 2017. This equates to a total dividend payment of ₱1,000.0 million, payable on March 30, 2017 to shareholders of record as of March 14, 2017.

The Company's operating growth in 2016 was fueled primarily by growth in its revenues from City of Dreams Manila. Its share in the gaming income of City of Dreams Manila, through its 78.7%-owned subsidiary, Premium Leisure Corporation (PLC), more than doubled to ₱1,643.0 million in 2016 from ₱756.0 million in 2015. This was attributable to the ramp-up in gaming operations at City of Dreams Manila, which held its grand opening in February 2015. PLC has an operating agreement with Melco Crown Entertainment Limited (MCE) that accords it a share of gaming revenues or earnings at City of Dreams Manila.



Belle also realized higher revenues from its real estate businesses. Total real estate-related revenues increased by ₱0.90 million (3%), from ₱2.69 billion in 2015 to ₱2.78 billion in 2016. Of its 2016 revenues ₱2.19 billion were derived from its lease of the land and buildings comprising City of Dreams Manila to MCE, with the balance of ₱586 million coming from sales of real estate products and property management activities at its Tagaytay Highlands and Midlands residential and leisure complexes south of Metro Manila.

### **Revenues**

Total revenues of ₱6,321.5 million for the year ended December 31, 2016 were higher by ₱969.8 million (18%), compared to ₱5,351.7 million for the year ended December 31, 2015, mainly due to a ₱886.7 million (117%) increase in the share of PLC in the gaming revenue of City of Dreams Manila from ₱756.2 million for 2015 to ₱1,643.0 million for 2016. In addition, the Company's revenue from the lease of the City of Dreams Manila building (interest income on finance lease accounting) increased by ₱86.5 million (5%), from ₱1,917.4 million in 2015 to ₱2,003.8 million during 2016, and Pacific Online's revenues from equipment rental, distribution and commissions increased by ₱170.0 million (10%) from ₱1,718.3 million in 2015 to ₱1,888.1 million in 2016. These revenue increases were offset by a ₱187.0 million (28%) decrease in revenue from sales of real estate and club shares, as this declined from ₱656.4 million in 2015 to ₱469.4 million in the 2016.

### **Costs of Lottery Services**

Costs of lottery services at Pacific Online increased by ₱104.2 million (13%), to ₱931.3 million in 2016, from ₱827.0 million in 2015, mainly due to increased depreciation expenses for lottery equipment and professional fees.

### **Costs of Lease Income**

Costs of lease income increased by ₱56.8 million (37%), to ₱209.4 million in 2016 from ₱152.6 million in 2015, mainly due to higher real estate taxes on the City of Dreams Manila building.

### **Costs of Real Estate**

Costs of real estate decreased by ₱40.5 million (25%), to ₱120.5 million in 2016, from ₱161.0 million in 2015, due to the lower sales revenue therefrom recognized during the period.

### **Costs of Services of Property Management**

Cost of services of property management decreased by ₱16.4 million (20%) to ₱63.8 million for 2016, from ₱80.2 million for 2015, due to lower power usage by customers during the 2016 period.

### **Costs of Gaming Operations**

Cost of gaming operations increased by ₱34.5 million (9%) to ₱416.5 million for 2016, from ₱382.0 million for 2015, due to higher consultancy fees and other costs at PremiumLeisure and Amusement Inc. ("PLAI"), given the ramp-up of gaming operations at City of Dreams Manila since the first half of 2015.

### **General and Administrative Expenses**

General and administrative expenses increased by ₱238.8 million (33%), to ₱957.3 million for 2016 from ₱718.5 million for 2015, due to increased expenses relating to salaries, professional fees and regular provisions.

### **Financial Income (Expense)**

Interest expense increased by ₱81.8 million (30%) to ₱355.8 million for 2016, from ₱274.0 million for 2015. The increase in interest expense was due to the Company's higher level of borrowings in 2016, which were incurred mostly to finance payments of construction contracts in respect of the City of Dreams Manila building. Interest income decreased by ₱5.7 million (17%), to ₱28.8 million in 2016, from ₱34.5 million in 2015, due to decreases in average invested cash levels.

### **Unrealized Gain on Marketable Securities**

During 2016, Belle reclassified its club shares from inventory to investments held from trading within its current assets in compliance with Philippine Interpretations Committee (PIC) Q&A No. 2016-02 on Philippine Accounting Standards (PAS) 32 and 38 - *Accounting Treatment of Club Shares Held by an*

*Entity.* This resulted in the recognition of unrealized mark-to-market gains on such club shares of ₱185.7 million in 2016, ₱194.1 million in 2015 and ₱231.8 million in 2014. Belle's financial statements for the years 2015 and 2014 were thus restated for consistent application of PAS 32 and 38, and for comparability. The unrealized gains on club shares were offset by unrealized losses on marketable securities held by Pacific Online, amounting to ₱37.1 million in 2016 and ₱43.5 million in 2015.

#### **Other Income**

This includes (1) gain on the sale of SM Prime shares held by Belle, total number of SM Prime shares sold is 26.0 million at an average selling price of ₱29.98 per share in 2016 and 16.5 million shares sold at an average selling price of ₱29.98 per share in 2015, (2) gain on pre-termination of ABLGI agreement. On November 3, 2016, Belle, PLAI, BGRH, ABLGI and LRWC signed an agreement to terminate the MOA of 2013 by the end of March 2017. Under the agreement, Belle will pay, and ABLGI will receive, a total consideration of ₱5.09 billion. Of the total consideration, ₱1,018.0 million was paid upon signing and the balance will be paid simultaneous with the termination of the MOA on March 31, 2017. The gain pertains to the difference between the recorded nontrade liability to ABLGI as of November 31, 2016 of ₱5,414.8 million and the final settlement amount of ₱4,780.0 million.

#### **Equity in Net Earnings of Associates**

Equity in net earnings of associates of ₱27.3 million in 2015 refers to Belle's 47% share in the net income of Woodland Development Corporation ("WDC"). The Company sold its entire 47% interest in WDC in May 2016.

#### **Provision for Income Taxes**

The provision for income taxes increased by ₱210.3 million (31%) to ₱879.6 million for the year ended December 31, 2016, from ₱669.3 million for the year ended December 31, 2015, due to higher taxable income in 2016 as a result of higher revenue.

#### **Net Income**

As a result of the foregoing, the Company realized consolidated net income of ₱3,096.1 million for the year ended December 31, 2016. This is ₱1,324.3 million (75%) higher than consolidated net income of ₱1,771.8 million for the year ended December 31, 2015. The Company's consistent profitability allowed the Company to pay a regular cash dividend on March 29, 2016 in the amount of ₱1,003.3 million (₱0.095 per share), and to declare a regular cash dividend on February 28, 2017 (payable on March 30, 2017), in the amount of ₱1,000.0 million (₱0.095 per share).

## December 31, 2016 vs December 31, 2015 Statement of Financial Position (in thousands)

	December 31, 2016		December 31, 2015 (as Restated)		Horizontal Analysis		Vertical Analysis	
	Audited				Inc (Dec)	%	2016	2015
<b>ASSETS</b>								
<b>Current Assets</b>								
Cash and cash equivalents	P	2,953,262	P	3,570,065	P (616,803)	-17.3%	7.1%	8.4%
Investments held for trading		2,232,710		2,124,947	107,763	5.1%	5.4%	5.0%
Receivables		1,881,754		1,624,433	257,321	15.8%	4.5%	3.8%
Current portion of finance lease receivable		1,541,035		1,419,651	121,384	8.6%	3.7%	3.3%
Real estate for sale		802,854		843,074	(40,220)	-4.8%	1.9%	2.0%
Other current assets		1,210,973		2,323,619	(1,112,646)	-47.9%	2.9%	5.4%
		<b>10,622,588</b>		<b>11,905,789</b>	<b>(1,283,201)</b>	<b>-10.8%</b>	<b>25.6%</b>	<b>27.9%</b>
<b>Noncurrent Assets</b>								
Land held for future development		3,092,399		3,018,515	73,884	2.4%	7.4%	7.1%
Finance lease receivable - net of current portion		16,104,586		15,725,603	378,983	2.4%	38.7%	36.8%
Investments in and advances to associates - net		77,903		65,364	12,539	19.2%	0.2%	0.2%
Available-for-sale financial assets		2,026,944		2,148,003	(121,059)	-5.6%	4.9%	5.0%
Investment properties		1,540,961		1,540,961	-	0.0%	3.7%	3.6%
Property and equipment		690,378		770,716	(80,338)	-10.4%	1.7%	1.8%
Intangible asset		4,812,707		4,970,341	(157,634)	-3.2%	11.6%	11.6%
Goodwill		1,828,578		1,828,578	-	0.0%	4.4%	4.3%
Pension asset		10,048		10,732	(684)	n/a	0.0%	0.0%
Deferred tax asset		14,576		42,261	(27,685)	-65.5%	0.0%	0.1%
Other noncurrent assets		743,290		710,167	33,123	4.7%	1.8%	1.7%
		<b>30,942,370</b>		<b>30,831,241</b>	<b>111,129</b>	<b>0.4%</b>	<b>74.4%</b>	<b>72.1%</b>
<b>TOTAL ASSET</b>	<b>P</b>	<b>41,564,958</b>	<b>P</b>	<b>42,737,030</b>	<b>(1,172,072)</b>	<b>-2.7%</b>	<b>100.0%</b>	<b>100.0%</b>
<b>LIABILITIES AND EQUITY</b>								
<b>Current Liabilities</b>								
Trade and other current liabilities	P	1,254,065	P	1,529,691	(275,626)	-18.0%	3.0%	3.6%
Loans payable		2,000,017		1,000,017	1,000,000	100.0%	4.8%	2.3%
Current portion of:								
Estimated liability on construction costs		23,376		2,556,836	(2,533,460)	-99.1%	0.1%	6.0%
Nontrade liability		3,762,000		455,886	3,306,114	725.2%	9.1%	1.1%
Obligations under finance lease		47,698		25,028	22,670	90.6%	0.1%	0.1%
Long-term debt		862,500		362,500	500,000	137.9%	2.1%	0.8%
Income tax payable		51,900		49,600	2,300	4.6%	0.1%	0.1%
Installment payable		-		173	(173)	-100.0%	0.0%	0.0%
		<b>8,001,556</b>		<b>5,979,731</b>	<b>2,021,825</b>	<b>33.8%</b>	<b>19.3%</b>	<b>14.0%</b>
<b>Noncurrent Liabilities</b>								
Noncurrent portion of:								
Long-term debt		3,759,375		4,621,875	(862,500)	-18.7%	9.0%	10.8%
Obligations under finance lease		71,644		93,527	(21,883)	-23.4%	0.2%	0.2%
Nontrade liability		-		4,839,172	(4,839,172)	-100.0%	0.0%	11.3%
Deferred tax liabilities		1,742,187		1,175,431	566,756	48.2%	4.2%	2.8%
Pension liability		12,550		23,078	(10,528)	-45.6%	0.0%	0.1%
Other non current liability		233,864		267,714	(33,850)	-12.6%	0.6%	0.6%
		<b>5,819,620</b>		<b>11,020,797</b>	<b>(5,201,177)</b>	<b>-47.2%</b>	<b>14.0%</b>	<b>25.8%</b>
<b>TOTAL LIABILITIES</b>		<b>13,821,176</b>		<b>17,000,528</b>	<b>(3,179,352)</b>	<b>-18.7%</b>	<b>33.3%</b>	<b>39.8%</b>
<b>Equity</b>								
Attributable to equity holders of parent:								
Common stock		10,561,000		10,561,000	-	0.0%	25.4%	24.7%
Additional paid-in capital		5,503,731		5,503,731	-	0.0%	13.2%	12.9%
Treasury stock		(181,185)		(134,442)	(46,743)	34.8%	-0.4%	-0.3%
Equity share in cost of Parent Company shares held by associ		(2,501)		(2,501)	-	0.0%	0.0%	0.0%
Cost of Parent Company common and preferred shares held I		(1,758,264)		(1,749,628)	(8,636)	0.5%	-4.2%	-4.1%
Unrealized gain on available-for-sale financial assets - net		836,876		535,237	301,639	56.4%	2.0%	1.3%
Other reserves		3,082,825		3,085,896	(3,071)	-0.1%	7.4%	7.2%
Excess of net asset value of an investment over cost		252,040		252,040	-	0.0%	0.6%	0.6%
Retained Earnings		6,289,302		4,552,639	1,736,663	38.1%	15.1%	10.7%
Total equity attributable to equity holders of the Parent		<b>24,583,824</b>		<b>22,603,972</b>	<b>1,979,852</b>	<b>8.8%</b>	<b>59.1%</b>	<b>52.9%</b>
Non-controlling interests		3,159,958		3,132,530	27,428	0.9%	7.6%	7.3%
<b>Total Equity</b>		<b>27,743,782</b>		<b>25,736,502</b>	<b>2,007,280</b>	<b>7.8%</b>	<b>66.7%</b>	<b>60.2%</b>
<b>TOTAL LIABILITIES AND EQUITY</b>	<b>P</b>	<b>41,564,958</b>	<b>P</b>	<b>42,737,030</b>	<b>(1,172,072)</b>	<b>-2.7%</b>	<b>100.0%</b>	<b>100.0%</b>

## **ASSET**

Total assets of the Company decreased by ₱1,172.1 million (3%) to ₱41,565.0 million as of December 31, 2016, from ₱42,737.0 million as of December 31, 2015.

### **Cash and Cash equivalents**

Cash and cash equivalents decreased by ₱616.8 million (17%), to ₱2,953.3 million as of December 31, 2016 from ₱3,570.1 million as of December 31, 2015, due mainly to capital expenditures for City of Dreams Manila and real estate development projects.

### **Investments Held for Trading**

This pertains to the club shares of Tagaytay Highlands International Golf Club, Tagaytay Midlands International Golf Club, The Country Club at Tagaytay Highlands held by Belle, as well as marketable securities held by Pacific Online in companies that are not subsidiaries or associates of Belle, comprised of listed shares of stock in DFNN, Inc., ISM Communications Corp., Leisure and Resorts World Corporation, Philippine Long Distance Telephone Company, Inc. and Vantage Equities, Inc.

### **Finance Lease Receivables**

Due to the requirements under Philippine Accounting Standards 17 (PAS 17), management accounts for its lease agreement with MCE for the City of Dreams Manila buildings as a finance lease, even though there is neither a requirement nor any intention to transfer title therefor to MCE. The Company thus recorded a finance lease receivable in March 2013 equivalent to the estimated fair value of the leased property, amounting to ₱9.4 billion for the Phase 1 building structure of City of Dreams Manila. In January 2015, the Company recorded a finance lease receivable, amounting to ₱5.3 billion for the estimated fair value of the Phase 2 building structure of City of Dreams Manila. Fair valuation was determined by discounting minimum lease payments at the inception date of the lease agreement.

### **Receivables**

Receivables increased by ₱257.3 million (16%), to ₱1,881.8 million as of December 31, 2016 from ₱1,624.4 million as of December 31, 2015. The increase was mainly due to the receivable of PLC from MCE for the gaming revenue share from City of Dreams Manila and Pacific Online's receivables on instant scratch ticket sales.

### **Real Estate for Sale**

Real estate for sale decreased by ₱40.2 million (5%), to ₱802.9 million as of December 31, 2016 from ₱843.1 million as of December 31, 2015, due to sales during the period ₱120.5 million offset by project development of ₱80.3 million in the Tagaytay Midlands and Greenlands areas.

### **Available-for-sale Investments**

Available-for-sale investments decreased by ₱121.1 million (6%), to ₱2,026.9 million as of December 31, 2016 from ₱2,148.0 million as of December 31, 2015, which was attributable to the sale of 26 million SM Prime Holdings Inc. shares in July 2016.

### **Intangible Asset**

This pertains to the cost of the PAGCOR License to operate integrated resorts that was granted by PAGCOR to PremiumLeisure and Amusement Inc ("PLAI"), a wholly-owned subsidiary of PLC. Belle and MCE are Co-Licensees under PLAI's PAGCOR License. As part of PLAI's practice of regular and continuous review of existing contracts, PLAI implemented an initiative to change its amortization policy to align the life of the license with the PAGCOR charter, which is renewable for another 25 years upon its expiration in 2033. The extension of the life of the gaming license lowers the amortization expense of PLAI by ₱13.9 million monthly effective April 2016. The decrease from last year's balance by ₱157.6 million (3%), from ₱4,970.3 million as of December 31, 2015 to ₱4,812.7 million as of December 31, 2016, resulted from the amortization of the intangible asset on the License starting on December 14, 2014, which is the effectivity date of the Notice to Commence Casino Operations granted by PAGCOR.

### **Goodwill**

The Company recognized goodwill amounting to ₱1,828.6 million, as a result of consolidating Pacific Online starting June 5, 2014.

### **Other Assets**

Other assets decreased by ₱1,079.5 million (36%), to ₱1,954.3 million as of December 31, 2016 from ₱3,033.8 million as of December 31, 2015, mainly due to utilization of prepaid expenses and advances to contractors for capital expenditures related to City of Dreams Manila (see “Estimated Liability on Construction Costs” below).

### **LIABILITIES**

Total liabilities decreased by ₱3,179.4 million (19%), to ₱13,821.2 million as of December 31, 2016 from ₱17,000.5 million as of December 31, 2015, due to the ₱2,533.5 million (99%) decrease in estimated liability on construction costs for City of Dreams Manila and pre-termination of ABLGI contract which led to the decrease of nontrade liability by ₱1,533.1 million from ₱5,295.1 million as of December 31, 2015 to ₱3,762.0 million as of December 31, 2016.

### **Trade and Other Current Liabilities**

Trade and other current liabilities decreased by ₱275.6 million (18%) to ₱1,254.1 million as of December 31, 2016, from ₱1,529.7 million as of December 31, 2015, due mainly to the final payments to contractors of City of Dreams Manila.

### **Loans Payable and Long-Term Debt**

Loans payable and long-term debt owed to financial institutions, amounting to ₱6,621.9 million as of December 31, 2016, pertain to peso loans from various local banks, with an average interest rate of approximately 5.5% per annum. The outstanding amount of these borrowings decreased by ₱637.5 million (11%) from ₱5,984.4 million as of December 31, 2015 due to scheduled principal repayments on term loans.

### **Estimated Liability on Construction Costs**

The Company recorded estimated construction costs totaling ₱7.5 billion in order to complete the structure and utilities of the City of Dreams Manila buildings, as a result of accounting for its lease agreement with MCE as a finance lease (as required under PAS 17). The City of Dreams Manila buildings have a total gross floor area of approximately 30 hectares. This decreased by ₱2,533.5 million (99%), from ₱2,556.8 million as of December 31, 2015 to ₱23.4 million as of December 31, 2016 as the project has been essentially completed, and the remaining liability hereunder pertains mostly to final payments still due to some contractors.

### **Obligations under Finance Lease**

This pertains to Pacific Online’s lottery equipment under finance lease accounting.

### **Nontrade Liability**

In 2013, Belle, PLAI, Belle Grande Resource Holdings Corp. (“BGRHC”), AB Leisure Global, Inc. (“ABLGI”) and Leisure and Resorts World Corp. (“LRWC”) entered into a Memorandum of Agreement (the “MOA”), whereby Belle and PLAI agreed to grant ABLGI the right to the settlement of amounts in consideration of the waiver of ABLGI’s rights as casino operator, the termination of ABLGI agreements and the grant of advances of ₱4.0 billion (“ABLGI Advance”) as funding for the construction of the casino integrated resort building.

In December 2014, the implementing agreement in the MOA was executed, with the effectivity of terms and conditions retrospective on January 1, 2014. The ₱4.0 billion ABLGI Advance was determined as the fair value of ABLGI’s settlement. In 2015, ABLGI advanced an additional ₱780.0 million. Such liability is being accreted over the lease term using the Effective Interest Rate method.

On November 3, 2016, Belle, PLAI, BGRH, ABLGI and LRWC signed an agreement to terminate the MOA of 2013 by the end of March 2017. Under the agreement, Belle will pay, and ABLGI will receive, a total consideration of ₱5,090 million. Of the total consideration, ₱1,018 million was paid upon signing and the balance will be paid simultaneous with the termination of the MOA on or about March 31, 2017.

## **EQUITY**

The Company's shareholders' equity as of December 31, 2016 of ₱27,743.8 million was higher by ₱2,007.3 million (8%), compared to the year-end 2015 of ₱25,736.5 million, due to increase in unrealized gain on available-for-sale financial assets of ₱301.6 million (56%) and consolidated net income of ₱3,096.1 million, partially offset by the ₱1,003.3 million cash dividend declared to its shareholders on March 29, 2016. Excluding the dividend, the Company's shareholders' equity as of December 31, 2016 would have been ₱28,755.4 million, or approximately ₱3,018.9 million (9%) higher than at December 31, 2015.

Below are the comparative key performance indicators of the Company and its subsidiaries:

### ***Belle Corporation (consolidated)***

	<b>Dec 31, 2016</b>	Dec 31, 2015
Asset to equity ratio	<b>1.50 : 1.00</b>	1.66 : 1.00
Current or Liquidity ratio	<b>1:33 : 1.00</b>	1.99 : 1.00
Debt-to-equity ratio	<b>0.24 : 1.00</b>	0.24 : 1.00
Net debt-to-equity ratio	<b>0.14 : 1.00</b>	0.10 : 1.00
Interest rate coverage ratio	<b>12.09 :1.00</b>	9.78 :1.00
Return on assets	<b>7.3%</b>	3.4%
Return on equity	<b>11.6%</b>	6.8%

### ***Premium Leisure Corp. (consolidated)***

	<b>Dec 31, 2016</b>	Dec 31, 2015
Asset to equity ratio	<b>1.04 : 1.00</b>	1.03 : 1.00
Current or Liquidity ratio	<b>7.48 : 1.00</b>	7.14 : 1.00
Debt-to-equity ratio	<b>0.01 : 1:00</b>	0.01 : 1:00
Net debt-to-equity ratio	<b>(0.10) : 1.00</b>	(0.07) : 1:00
Interest rate coverage ratio	<b>114.0 : 1:00</b>	83.0 : 1:00
Return on assets	<b>6.97%</b>	1.38%
Return on equity	<b>7.22%</b>	1.41%

**Pacific Online Systems Corporation (consolidated)**

	<b>Dec 31, 2016</b>	Dec 31, 2015
Asset to equity ratio	<b>1.18 : 1.00</b>	1.26 : 1.00
Current or Liquidity ratio	<b>3.37 : 1.00</b>	2.74 : 1.00
Debt-to-equity ratio	<b>0.06 : 1.00</b>	0.26 : 1.00
Net debt-to-equity ratio	<b>(0.07) : 1.00</b>	(0.08) : 1.00
Interest rate coverage ratio	<b>46.77 : 1.00</b>	47.81 : 1.00
Return on assets	<b>17.73%</b>	15.65%
Return on equity	<b>21.53%</b>	19.67%

The above performance indicators are calculated as follows:

Current Ratio	$\frac{\text{Current Assets}}{\text{Current Liabilities}}$
Debt to Equity Ratio	$\frac{\text{Interest-bearing debt}}{\text{Total Equity}}$
Asset-to-equity Ratio	$\frac{\text{Total Assets}}{\text{Total Equity}}$
Return on Equity	$\frac{\text{Net Income}}{\text{Average equity during the period}}$
Return on Assets	$\frac{\text{Net Income}}{\text{Average assets during the period}}$
Interest Coverage Ratio	$\frac{\text{Income Before Interest \& Tax}}{\text{Interest Expense}}$
Net debt-to-equity ratio	$\frac{\text{Interest-bearing debt less cash and cash equivalents}}{\text{Total Equity}}$

The Company does not foresee any cash flow or liquidity problems over the next twelve months. As of December 31, 2016, consolidated total debt of the Company of ₱6,741.2 million was comprised of borrowings from renewable short-term bank loans of ₱2,000.0 million, amortizing term loans from banks of ₱4,621.9 million and obligations under finance lease of ₱119.3 million. Belle has a number of projects, rental income and expected dividends from subsidiaries from which it expects to generate cash flow sufficient for its foreseeable requirements. Meanwhile, the Company continues to be in compliance with the terms of all of its debt obligations.

As of December 31, 2016, except for what has been noted in the preceding, there were no material events or uncertainties known to management that had a material impact on past performance, or that would have a material impact on the future operations, in respect of the following:

- Any Known Trends, Events or Uncertainties (Material Impact on Liquidity) Material commitments for capital expenditures that are reasonably expected to have a material impact on the Company's short-term or long-term liquidity;
- Events that will trigger direct or contingent financial obligation that is material to the company, including any default or acceleration of an obligation.
- All material off-balance sheet transactions, arrangements, obligations (including contingent obligations), and other relationships of the company with unconsolidated entities or other persons created during the reporting period.
- Description of any material commitments for capital expenditures, general purpose of such commitments, expected sources of funds for such expenditures:

Under the License granted to PLAI by PAGCOR, the parties designated as Co-Licensees in the Consortium (PLAI, Belle and MCE) are committed to collectively invest a minimum of US\$1.0 billion ("Investment Commitment") in the Project. Under the PAGCOR Guidelines, of the US\$1.0 billion, US\$650.0 million shall be invested upon the opening of the integrated resort and the US\$350.0 million balance shall be invested within a period of three (3) years from the commencement of the integrated resort operations. The Investment Commitment shall be composed of the value of the land (up to a maximum of US\$150 million) and the development costs of the infrastructures and facilities for the Project. The Consortium already exceeded the \$1.0 billion Investment Commitment upon the soft opening of City of Dreams Manila on December 14, 2014.

- Any Known Trends, Events or Uncertainties (Material Impact on Sales)
- Any Significant Elements of Income or Loss (from continuing operations)



## December 31, 2015 versus December 31, 2014 Results of Operations (in thousands)

	Year Ended December 31 (Audited)		Horizontal Analysis		Vertical Analysis	
	2015 (as restated)	2014 (as restated)	Increase (Decrease)		2015	2014
<b>REVENUE</b>						
Interest income on finance lease	P 1,917,354	P 1,409,173	508,181	36.1%	35.8%	42.5%
Equipment rental and instant scratch ticket sales	1,459,237	828,740	630,497	76.1%	27.3%	25.0%
Gaming revenue share	756,238	38,809	717,429	1848.6%	14.1%	1.2%
Sales of real estate	354,774	299,248	55,526	18.6%	6.6%	9.0%
Commission and distribution income	259,081	202,559	56,522	27.9%	4.8%	6.1%
Lease income	190,906	188,757	2,149	1.1%	3.6%	5.7%
Revenue from property management	112,682	115,356	(2,674)	-2.3%	2.1%	3.5%
Others	301,405	234,443	66,962	28.6%	5.6%	7.1%
<b>TOTAL REVENUES</b>	<b>5,351,677</b>	<b>3,317,085</b>	<b>2,034,592</b>	<b>61.3%</b>	<b>100.0%</b>	<b>100.0%</b>
<b>COST OF LOTTERY SERVICES</b>	<b>(827,032)</b>	<b>(492,988)</b>	<b>334,044</b>	<b>67.8%</b>	<b>15.5%</b>	<b>14.9%</b>
<b>COST OF GAMING OPERATIONS</b>	<b>(382,023)</b>	<b>(18,709)</b>	<b>363,314</b>	<b>1941.9%</b>	<b>7.1%</b>	<b>0.6%</b>
<b>COST OF REAL ESTATE AND CLUB SHARES SOLD</b>	<b>(160,976)</b>	<b>(133,877)</b>	<b>27,099</b>	<b>20.2%</b>	<b>3.0%</b>	<b>4.0%</b>
<b>COST OF LEASE INCOME</b>	<b>(152,584)</b>	<b>(11,368)</b>	<b>141,216</b>	<b>1242.2%</b>	<b>2.9%</b>	<b>0.3%</b>
<b>COST OF SERVICES OF PROPERTY MANAGEMENT</b>	<b>(80,208)</b>	<b>(88,052)</b>	<b>(7,844)</b>	<b>-8.9%</b>	<b>1.5%</b>	<b>2.7%</b>
<b>GENERAL AND ADMINISTRATIVE EXPENSES</b>	<b>(718,524)</b>	<b>(544,541)</b>	<b>173,983</b>	<b>32.0%</b>	<b>13.4%</b>	<b>16.4%</b>
<b>TOTAL COSTS AND EXPENSES</b>	<b>(2,321,347)</b>	<b>(1,289,535)</b>	<b>1,031,812</b>	<b>80.0%</b>	<b>-43.4%</b>	<b>-38.9%</b>
<b>INCOME FROM OPERATIONS</b>	<b>3,030,330</b>	<b>2,027,550</b>	<b>1,002,780</b>	<b>49.5%</b>	<b>56.6%</b>	<b>61.1%</b>
<b>ACCRETION OF NONTRADE LIABILITY</b>	<b>(651,684)</b>	<b>(533,348)</b>	<b>118,336</b>	<b>22.2%</b>	<b>-12.2%</b>	<b>-16.1%</b>
<b>INTEREST EXPENSE</b>	<b>(273,977)</b>	<b>(98,723)</b>	<b>175,254</b>	<b>177.5%</b>	<b>-5.1%</b>	<b>-3.0%</b>
<b>UNREALIZED GAIN ON MARKETABLE SECURITIES</b>	<b>150,646</b>	<b>266,037</b>	<b>(115,391)</b>	<b>-43.4%</b>	<b>2.8%</b>	<b>8.0%</b>
<b>INTEREST INCOME</b>	<b>34,470</b>	<b>29,979</b>	<b>4,491</b>	<b>15.0%</b>	<b>0.6%</b>	<b>0.9%</b>
<b>NET FOREIGN EXCHANGE GAIN (LOSS)</b>	<b>36,135</b>	<b>(7,619)</b>	<b>43,754</b>	<b>-574.3%</b>	<b>0.7%</b>	<b>-0.2%</b>
<b>EQUITY IN NET EARNINGS OF ASSOCIATES</b>	<b>27,340</b>	<b>117,190</b>	<b>(89,850)</b>	<b>-76.7%</b>	<b>0.5%</b>	<b>3.5%</b>
<b>LOSS ON FINANCE LEASE</b>	<b>-</b>	<b>(812,842)</b>	<b>812,842</b>	<b>n/a</b>	<b>0.0%</b>	<b>-24.5%</b>
<b>OTHER INCOME - net</b>	<b>87,855</b>	<b>2,079,022</b>	<b>(1,991,167)</b>	<b>-95.8%</b>	<b>1.6%</b>	<b>62.7%</b>
<b>INCOME BEFORE INCOME TAX</b>	<b>2,441,115</b>	<b>3,067,246</b>	<b>(626,131)</b>	<b>-20.4%</b>	<b>45.6%</b>	<b>92.5%</b>
<b>PROVISION FOR INCOME TAXES</b>						
Current	306,296	179,943	126,353	70.2%	5.7%	5.4%
Deferred	363,038	(37,147)	400,185	-1077.3%	6.8%	-1.1%
	669,334	142,796	526,538	368.7%	12.5%	4.3%
<b>NET INCOME</b>	<b>P 1,771,781</b>	<b>P 2,924,450</b>	<b>(1,152,669)</b>	<b>-39.4%</b>	<b>33.1%</b>	<b>88.2%</b>

Belle Corporation realized total revenues of ₱5,351.7 million and recurring net income of ₱1,334.2 million in 2015. Due to its strong operating and financial performance, the Company paid a total of ₱2,903.8 million in cash dividends to its shareholders during 2015, comprised of a special dividend of ₱1,900.7 million and a regular dividend of ₱1,003.1 million. Belle's operating revenues of ₱5,351.7 million for 2015 were higher by ₱2,034.6 million (61%) over its operating revenues of ₱3,317.1 million for 2014. Its recurring net income of ₱1,334.2 million was ₱297.8 million (29%) higher than its 2014 recurring net income of ₱1,036.4 million. Its total consolidated net income of ₱1,771.8 million in 2015 was lower by ₱1,152.7 million (39%) compared to total consolidated net income of ₱2,924.5 million in 2014 due to extraordinary non-recurring income in 2014, principally a ₱1,219.1 million reversal of provisions for probable losses by its Premium Leisure Corporation ("PLC") subsidiary. The Company considers its growth in recurring net income and its dividend payout during 2015 as the more relevant indicators for its future operating trends and prospects. The Company's operating growth in 2015 was attributable to higher revenue from its lease of the City of Dreams Manila property to Philippine entities controlled by Melco Crown Entertainment Limited (collectively, "MCE") and increased income contributed by its listed subsidiaries - PLC and Pacific Online Systems Corporation ("Pacific Online"). PLC has an operating agreement with MCE that accords it a share of gaming revenue or earnings at City of Dreams Manila.

### Revenues

Total operating revenues of ₱5,351.7 million in 2015 were higher by ₱2,034.6 million (61%), compared to ₱3,317.1 million in 2014, mainly due to the following: increased revenues from Pacific Online by ₱687.0 million (67%) on account of the full year consolidation of Pacific Online in 2015 against approximately 7 months in 2014, with revenues comprised of equipment lease rentals and commission and distribution income; higher interest income on finance lease accounting in 2015, by ₱508.2 million (36%); and an increase in the gaming income share of PLC from City of Dreams Manila, from ₱38.8 million in 2014 to ₱756.2 million in 2015.

### **Cost of Lottery Services**

Cost of lottery services pertains to direct costs of Pacific Online amounting to ₱827.0 million for the year ended December 31, 2015. Cost of lottery services increased by ₱334.0 million (68%), due mainly to full year consolidation of Pacific Online in 2015.

### **Cost of Real Estate**

Costs of real estate and clubs shares sold increased by ₱27.1 million (20%) to ₱161.0 million for the year ended December 31, 2015, from ₱133.9 million for the year ended December 31, 2014, due mainly to higher unit sales of real estate during the 2015 period.

### **Cost of Lease Income**

Cost of lease income pertains to property taxes, property insurance and other related costs directly attributable to the lease of the City of Dreams Manila property to MCE. This increased from ₱11.4 million in 2014 to ₱152.6 million in 2015 due to the substantial completion and opening of City of Dreams Manila in December 2014, which thereby increased the real property taxes, building insurance and lease expenses for 2015.

### **Cost of Services of Property Management**

Cost of services of property management decreased by ₱7.8 million (9%) to ₱80.2 million for the year ended December 31, 2015, from ₱88.1 million for the year ended December 31, 2014, due to lower water usage by customers in 2015.

### **Cost of Gaming Operations**

Cost of gaming operations refers to the service fee paid to consultants by PLC, in respect of its gaming operations, amortization of gaming license and other direct fees. The increase from ₱18.7 million in 2014 to ₱382.0 million (1,942%) in 2015 was due to the substantial completion and opening of City of Dreams Manila in December 2014, which thereby increased the amortization of PLAI's gaming License (amounting to ₱279.2 million), consultancy fees, marketing expenses and salaries and wages.

### **General and Administrative Expenses**

General and administrative expenses increased by ₱174.0 million (32%), from ₱554.5 million for 2014, to ₱718.5 million in 2015. The increase in general and administrative expenses was due to consolidation in 2015 of ₱609.0 million in general and administrative expenses at Pacific Online.

### **Equity in Net Earnings of Associates**

The Company's equity in net earnings of associates decreased by ₱89.9 million (77%) to ₱27.3 million for 2015, compared to ₱117.2 million for 2014, due to the consolidation of Pacific Online starting June 5, 2014. The Company's investment in Pacific Online was previously accounted for using the equity method before June 5, 2014.

### **Unrealized Gain on Marketable Securities**

During 2016, Belle reclassified its club shares from inventory to investments held from trading within its current assets in compliance with Philippine Interpretations Committee (PIC) Q&A No. 2016-02 on Philippine Accounting Standards (PAS) 32 and 38 - Accounting Treatment of Club Shares Held by an Entity. This resulted in the restatement of Belle's financial statement for the years 2015 and 2014 for consistent application of PAS 32 and 38, for comparability. The restatement resulted a recognition of unrealized mark-to-market gains on such club shares ₱194.1 million in 2015 and ₱231.8 million in 2014. The unrealized gains on club shares were offset by unrealized losses on marketable securities held by Pacific Online.

### **Financial Income (Expense)**

Interest expense increased by ₱175.3 million to ₱274.0 million for 2015, from ₱98.7 million for 2014. The increase in interest expense in 2015 was due to the Company's ceasing to capitalize costs of borrowings directly used to fund construction of City of Dreams Manila, which was substantially completed as of the end of 2014. Interest income increased by ₱4.5 million (15%), to ₱34.5 million for 2015, from ₱30.0 million for 2014, due to increases in average invested cash levels during 2015.

### **Net Foreign Exchange Loss**

The net foreign exchange translation gain of ₱44.4 million for 2015 was recorded on a US\$15.0 million US\$-denominated portion of an advances to contractors totalling ₱1.1 billion or US\$25.0 million equivalent (the "Escrow Deposit") being maintained by the Company in respect of City of Dreams Manila (based on a foreign exchange rate of ₱47.06:US\$1.00 as of December 31, 2015 vs. the average exchange rate of approximately ₱44.61:US\$1.00 for the relevant conversion transactions in various dates). The Company's net foreign exchange translation loss of ₱7.6 million in 2014 was caused by a loss of ₱10.6 million on the Company's US\$22.0 million Floating Rate Notes ("FRNs"), which were fully repaid in May 2014, offset by ₱3.0 million in foreign exchange gains on US\$-denominated deposits. The foreign exchange translation loss on the FRNs was based on an exchange rate of ₱44.88:US\$1.00 when the FRNs were repaid vs. ₱44.40:US\$1.00 as of December 31, 2013.

### **Provision for Income Tax**

Provision for income tax increased by ₱526.5 million (369%), to ₱669.3 million for 2015 from ₱142.8 million for 2014, due to higher taxable income in 2015, as well as the tax deduction in 2014 for the realized foreign exchange loss upon repayment of the FRNs in May 2014.

### **Net Income**

As a result of the foregoing, the Company realized total consolidated net income of ₱1,771.8 million for 2015. This is ₱1,152.6 million (39%) lower than consolidated net income of ₱2,924.5 million for 2014, due to higher extraordinary non-recurring income in 2014. Non-recurring income in 2014 amounted to approximately ₱1,520.2 million (net of related tax provisions) and were comprised of: a ₱31.4 million (pre-tax) gain on redemption of SMIC retail bonds in April 2014; a ₱1,219.1 million reversal of investment loss reserves by PLC (before ₱243.9 million deferred tax benefit); a ₱812.8 million Loss on Finance Lease; a ₱879.3 million gain on re-measurement of investment, net of non-recurring business acquisition costs at Pacific Online. Net non-recurring income in 2015 of ₱90.3 million pertains to the gain on sale of 16.4 million shares of SM Prime Holdings, Inc.

Excluding non-recurring items, Belle's recurring net income for 2015 was ₱1,334.2 million, which was ₱297.7 million (29%) higher compared to recurring net income for 2014 of about ₱1,036.5 million. The Company's consistent profitability helped allow it to pay cash dividends to its shareholders totaling ₱2,903.8 million (₱0.275 per share) during 2015, comprised of a special dividend of ₱1,900.7 million (₱0.18 per share) in March 2015 and a regular dividend of ₱1,003.1 million (₱0.095 per share) in August 2015.

## December 31, 2015 versus December 31, 2014 Statement of Financial Position (in thousands)

	December 31, 2015 as restated		December 31, 2014 as restated		Horizontal Analysis		Vertical Analysis	
	Audited	Audited	Audited	Audited	Inc (Dec)	%	2015	2014
<b>ASSETS</b>								
<b>Current Assets</b>								
Cash and cash equivalents	P 3,570,065		P 6,326,509		(2,756,444)	-43.6%	8.4%	15.6%
Investments held for trading	2,124,947		2,012,885		112,062	5.6%	5.0%	5.0%
Receivables	1,624,433		1,474,911		149,522	10.1%	3.8%	3.6%
Current portion of finance lease receivable	1,419,651		722,745		696,906	96.4%	3.3%	1.8%
Real estate for sale	843,074		935,530		(92,456)	-9.9%	2.0%	2.3%
Other current assets	2,323,619		2,193,830		129,789	5.9%	5.4%	5.4%
	<b>11,905,789</b>		<b>13,666,410</b>		<b>(1,760,621)</b>	<b>-12.9%</b>	<b>27.9%</b>	<b>33.7%</b>
<b>Noncurrent Assets</b>								
Land held for future development	3,018,515		3,018,515		-	0.0%	7.1%	7.4%
Finance lease receivable - net of current portion	15,725,603		8,866,747		6,858,856	77.4%	36.8%	21.9%
Investments in and advances to associates - net	65,364		93,909		(28,545)	-30.4%	0.2%	0.2%
Available-for-sale financial assets	2,148,003		1,984,379		163,624	8.2%	5.0%	4.9%
Investment properties	1,540,961		4,432,277		(2,891,316)	-65.2%	3.6%	10.9%
Property and equipment	770,716		576,817		193,899	33.6%	1.8%	1.4%
Intangible asset	4,970,341		5,249,552		(279,211)	-5.3%	11.6%	12.9%
Goodwill	1,828,578		1,828,578		-	0.0%	4.3%	4.5%
Pension asset	10,732		1,103		9,629	873.0%	0.0%	0.0%
Deferred tax asset	42,261		41,234		1,027	2.5%	0.1%	0.1%
Other noncurrent assets	710,167		778,084		(67,917)	-8.7%	1.7%	1.9%
	<b>30,831,241</b>		<b>26,871,195</b>		<b>3,960,046</b>	<b>14.7%</b>	<b>72.1%</b>	<b>66.3%</b>
<b>TOTAL ASSET</b>	<b>P 42,737,030</b>		<b>P 40,537,605</b>		<b>2,199,425</b>	<b>5.4%</b>	<b>100.0%</b>	<b>100.0%</b>
<b>LIABILITIES AND EQUITY</b>								
<b>Current Liabilities</b>								
Trade and other current liabilities	P 1,529,691		P 2,584,575		(1,054,884)	-40.8%	3.6%	6.4%
Loans payable	1,000,017		3,000,017		(2,000,000)	-66.7%	2.3%	7.4%
Assignment of receivables with recourse	-		28,026		(28,026)	-100.0%	0.0%	0.1%
Current portion of:								
Estimated liability on construction costs	2,556,836		1,035,028		1,521,808	147.0%	6.0%	2.6%
Nontrade liability	455,886		274,562		181,324	66.0%	1.1%	0.7%
Obligations under finance lease	25,028		16,356		8,672	53.0%	0.1%	0.0%
Long-term debt	362,500		12,500		350,000	2800.0%	0.8%	0.0%
Installment payable	173		928		(755)	-81.4%	0.0%	0.0%
Income tax payable	49,600		56,546		(6,946)	-12.3%	0.1%	0.1%
	<b>5,979,731</b>		<b>7,008,538</b>		<b>(1,028,807)</b>	<b>-14.7%</b>	<b>14.0%</b>	<b>17.3%</b>
<b>Noncurrent Liabilities</b>								
Noncurrent portion of:								
Nontrade liability	4,839,172		3,966,694		872,478	22.0%	11.3%	9.8%
Obligations under finance lease	93,527		76,494		17,033	22.3%	0.2%	0.2%
Long-term debt	4,621,875		1,737,500		2,884,375	166.0%	10.8%	4.3%
Installment payable	-		198		(198)	-100.0%	0.0%	0.0%
Deferred tax liabilities	1,175,431		815,556		359,875	44.1%	2.8%	2.0%
Pension liability and Other Noncurrent liability	23,078		18,787		4,291	22.8%	0.1%	0.0%
Other non current liability	267,714		176,552		91,162	51.6%	0.6%	0.4%
	<b>11,020,797</b>		<b>6,791,781</b>		<b>4,229,016</b>	<b>62.3%</b>	<b>25.8%</b>	<b>16.8%</b>
<b>TOTAL LIABILITIES</b>	<b>17,000,528</b>		<b>13,800,319</b>		<b>3,200,209</b>	<b>23.2%</b>	<b>39.8%</b>	<b>34.0%</b>
<b>Equity</b>								
Attributable to equity holders of parent:								
Common stock	10,561,000		10,559,383		1,617	0.0%	24.7%	26.0%
Additional paid-in capital	5,503,731		5,503,731		(0.45)	0.0%	12.9%	13.6%
Treasury stock	(134,442)		-		(134,442)	n/a	-0.3%	0.0%
Equity share in cost of Parent Company shares held by associates	(2,501)		(2,501)		-	0.0%	0.0%	0.0%
Cost of Parent Company common and preferred shares held by subsidiaries	(1,749,628)		(1,604,824)		(144,804)	9.0%	-4.1%	-4.0%
Unrealized gain on available-for-sale financial assets - net	535,237		91,965		443,272	482.0%	1.3%	0.2%
Other reserves	3,085,896		3,272,665		(186,769)	-5.7%	7.2%	8.1%
Excess of net asset value of an investment over cost	252,040		252,040		-	0.0%	0.6%	0.6%
Retained Earnings	4,552,639		5,831,564		(1,278,925)	-21.9%	10.7%	14.4%
Total equity attributable to equity holders of the Parent	<b>22,603,972</b>		<b>23,904,023</b>		<b>(1,300,051)</b>	<b>-5.4%</b>	<b>52.9%</b>	<b>59.0%</b>
Non-controlling interests	3,132,530		2,833,263		299,267	10.6%	7.3%	7.0%
<b>Total Equity</b>	<b>25,736,502</b>		<b>26,737,286</b>		<b>(1,000,784)</b>	<b>-3.7%</b>	<b>60.2%</b>	<b>66.0%</b>
<b>TOTAL LIABILITIES AND EQUITY</b>	<b>P 42,737,030</b>		<b>P 40,537,605</b>		<b>2,199,425</b>	<b>5.4%</b>	<b>100.0%</b>	<b>100.0%</b>

## **ASSETS**

Total assets of the Company increased by ₱2,199.4 million (5%) to ₱42,737.0 million as of December 31, 2015, from ₱40,537.6 million as of December 31, 2014.

### **Cash and Cash equivalents**

Cash and cash equivalents decreased by ₱2,756.4 million (44%), to ₱3,570.1 million as of December 31, 2015, from ₱6,326.5 million in December 31, 2014, due mainly to Belle's payment of cash dividends totalling ₱2,903.8 million during 2015 and payments in respect of construction contracts for the City of Dreams Manila. These were offset by: (i) rental receipts from MCE of ₱1,346.1 million; (ii) proceeds from sale of real estate and club shares and revenue from property management services totaling ₱735.0 million; and (iii) proceeds from the sale of about 16 million shares of SM Prime Holdings, Inc., totaling ₱308.5 million.

### **Investments Held for Trading**

This pertains to the club shares of Tagaytay Highlands International Golf Club, Tagaytay Midlands International Golf Club, The Country Club at Tagaytay Highlands held by Belle, as well marketable securities held by Pacific Online in companies that are not subsidiaries of Belle, comprised of listed shares of stock in DFNN, Inc., ISM Communications Corp., Leisure and Resorts World Corporation, Philippine Long Distance Telephone Company, Inc. and Vantage Equities, Inc.

### **Finance Lease Receivable**

Due to the requirements under Philippine Accounting Standards 17 (PAS 17, Leases), management accounts for its lease agreement with MCE for the City of Dreams Manila buildings as a finance lease, even though there is neither a requirement nor any intention to transfer title therefor to MCE. The Company thus recorded a finance lease receivable in March 2013 equivalent to the estimated fair value of the leased property, amounting to ₱9,375.0 million for the Phase 1 building structure of City of Dreams Manila. In January 2015, the Company recorded a finance lease receivable, amounting to ₱6,260.0 million for the estimated fair value of the Phase 2 building structure of City of Dreams Manila. Fair valuation was determined by discounting minimum lease payments at the inception date of the lease agreement.

### **Receivables**

Receivables increased by ₱149.5 million (10%), to ₱1,624.4 million as of December 31, 2015, from ₱1,474.9 million as of December 31, 2014. The increase in receivables was due mainly from the increased real estate sales, equipment rentals and net gaming revenue share.

### **Real Estate for Sale**

Real estate for sale decreased by ₱92.5 million (10%), to ₱843.1 million as of December 31, 2015, from ₱935.5 million as of December 31, 2014 due to sales during the year.

### **Available-for-sale Financial Assets**

Available-for-sale financial assets increased by ₱163.6 million (8%) to ₱2,148.0 million as of December 31, 2015 from ₱1,984.4 million as of December 31, 2014, due to increases in the fair value of such investments, net of the value of 16.5 million SM Prime Holdings, Inc. shares sold during 2015.

### **Investments in and Advances to Associates – Net**

Investments and advances to associates decreased by ₱28.5 (30%) million, to ₱65.4 million as of December 31, 2015 from ₱93.9 million as of December 31, 2014, due to payments received from Woodland Development Corporation during 2015.

### **Investment Properties**

Investment properties decreased by ₱2,891.3 million (65%), from ₱4,432.3 million as of December 31, 2014 to ₱1,541.0 million as of December 31, 2015, due to the finance lease accounting treatment of the Phase 2 building of City of Dreams Manila.

### **Intangible Asset**

This pertains to the cost of the PAGCOR License to operate integrated resorts that was granted by PAGCOR to PremiumLeisure and Amusement, Inc. (PLAI), a wholly-owned subsidiary of PLC. Belle and MCE are Co-Licensees under PLAI's PAGCOR License. The decrease from last year's balance by P279.2 million (5%), from P5,249.6 million as of December 31, 2014 to P4,970.3 million as of December 31, 2015, resulted from the amortization by PLC of the intangible asset on the License starting on December 14, 2014, which is the date of effectivity of the Notice to Commence Casino Operations granted by PAGCOR.

### **Goodwill**

The Company recognized goodwill amounting to P1,828.6 million, as a result of consolidating Pacific Online starting in June 2014, and the acquisition of Falcon Resources Inc. by Total Gaming Technologies Inc., a subsidiary of Pacific Online, on December 11, 2014.

### **Other Assets**

Other assets was virtually unchanged, increasing by less than (2%), to P3,033.8 million as of December 31, 2015 from P2,971.9 million as of December 31, 2014.

### **LIABILITIES**

Total liabilities increased by P3,200.2 million (23%), to P17,000.5 million as of December 31, 2015, from P13,800.3 million as of December 31, 2014, due to the increase in long-term debt and estimated liability on construction costs, mainly regarding City of Dreams Manila.

### **Loans Payable and Long-Term Debt**

Loans payable and long-term debt from financial institutions, amounting to P5,984.4 million as of December 31, 2015, pertains to Peso loans from various local banks, with an average interest rate of 5.7% per annum during 2015.

### **Estimated Liability for Construction**

The Company recorded estimated liability on construction costs amounting to P2,556.8 million for the City of Dreams Manila buildings, as a result of accounting for its lease agreement with MCE as a finance lease (as required under PAS 17). The City of Dreams Manila buildings have a total gross floor area of approximately 31 hectares.

### **Obligations under Finance Lease**

This pertains to Pacific Online's lottery equipment under finance lease accounting.

### **Nontrade Liability**

On May 20, 2013, Belle, PLAI, Belle Grande Resource Holdings Corp. (BGRHC), AB Leisure Global, Inc. (ABLGI) and Leisure and Resorts World Corp. (LRWC) entered into a Memorandum of Agreement (the "MOA"), whereby Belle and PLAI have agreed to grant ABLGI the right to the settlement of amounts equivalent to 30% of the net lease income of the City of Dreams Manila located at Aseana Business Park in Paranaque City (the "Project") in consideration, among other terms, of the waiver of ABLGI's rights as casino operator, the termination ABLGI agreements and the grant of advances of P4,000.0 million (ABLGI Advance) as partial funding for the construction of the casino integrated resort building. Belle formed BGRHC as a subsidiary in 2013 for the purpose of this MOA. The carrying value of the nontrade liability amounted to P4,000.0 million as at December 31, 2013.

In December 2014, the implementing agreement in the MOA was executed, with the effectivity of terms and conditions retrospective on January 1, 2014. The ABLGI Advance was determined as the fair value of ABLGI's 30% share in the net lease income of the Project. In 2015, additional advances received from ABLGI amounted to P780.0 million. The nontrade liability is carried at amortized cost.

### **Trade and Other Current Liabilities**

Trade and other current liabilities decreased by P1,054.8 million (41%) to P1,529.7 million as of December 31, 2015, from P2,584.6 million as of December 31, 2014, due mainly to the decrease in trade payables. Comprising this account are principally trade payables of P754.1million, non-trade

payables of P288.6 million, accrued expenses of P367.7 million, and advances and customers' deposits totaling P123.4 million.

**Installment Payable**

This refers to liabilities of Pacific Online arising from its purchase of transportation vehicles and other equipment under finance lease arrangements.

**EQUITY**

The Company's consolidated shareholders' equity as of December 31, 2015 of P25,736.5 million was lower by P1,000.8 million (4%), compared to the level as of December 31, 2014 of P26,737.3 million, due mainly to the P2,902.5 million in total cash dividends declared to its shareholders in 2015.

**Treasury Shares**

In January 2015, the Board of Directors of Belle has approved a Share Buyback Program authorizing management the discretion to purchase the Company's common shares up to an aggregate cost of P1.0 billion. As of December 31, 2015, 42.1 million Belle shares have been purchased and held as treasury shares at a total acquisition cost of P134.8 million.

**Retained Earnings**

The Company's consolidated retained earnings of P4,552.6 million as of December 31, 2015 was P1,278.9 million (22%) lower than its consolidated retained earnings of P5,831.5 million as of December 31, 2014, due to the Company's payment of a total of P2,903.8 million in cash dividends during 2015, comprised of a P1,900.7 million (P0.18 per share) special dividend on March 9, 2015 and a P1,001.8 million (P0.095 per share) regular dividend on August 28, 2015.

Below are the comparative key performance indicators of the Company and its subsidiaries:

***Belle Corporation (consolidated)***

	<b>Dec 31, 2015</b>	Dec 31, 2014
Asset to equity ratio	<b>1.68 : 1.00</b>	1.51: 1.00
Current or Liquidity ratio	<b>1.88 : 1.00</b>	1.99: 1.00
Debt-to-equity ratio	<b>0.23 : 1.00</b>	0.17: 1.00
Net debt-to-equity ratio	<b>0.10 : 1.00</b>	(0.06): 1.00
Interest rate coverage ratio	<b>9.80:1.00</b>	10.7:1.00
Return on assets	<b>3.4%</b>	7.0%
Return on equity	<b>5.3%</b>	10.7%

Below are the comparative key performance indicators of the material partly-owned subsidiaries of Belle:

**Premium Leisure Corp. (consolidated)**

	<b>Dec 31, 2015</b>	Dec 31, 2014
Asset to equity ratio	<b>1.03 : 1.00</b>	1.01 : 1.00
Current or Liquidity ratio	<b>7.14 : 1.00</b>	36.16 : 1.00
Debt-to-equity ratio	<b>0.01 : 1.00</b>	Not Applicable
Net debt-to-equity ratio	<b>(0.67) : 1.00</b>	Not Applicable
Interest rate coverage ratio	<b>Not Applicable</b>	Not Applicable
Return on assets	<b>1.38%</b>	14.93%
Return on equity	<b>1.41%</b>	15.20%

**Pacific Online Systems Corp. (consolidated)**

	<b>Dec 31, 2015</b>	Dec 31, 2014
Asset to equity ratio	<b>1.26 : 1.00</b>	1.31 : 1.00
Current or Liquidity ratio	<b>2.74 : 1.00</b>	3.86 : 1.00
Debt-to-equity ratio	<b>0.67 : 1.00</b>	0.52 : 1.00
Net debt-to-equity ratio	<b>(0.82) : 1.00</b>	(0.21) : 1.00
Interest rate coverage ratio	<b>47.81 : 1.00</b>	57.60 : 1.00
Return on assets	<b>15.65%</b>	20.69%
Return on equity	<b>19.67%</b>	20.38%

The above performance indicators are calculated as follows:

Current Ratio  $\frac{\text{Current Assets}}{\text{Current Liabilities}}$

Debt to Equity Ratio  $\frac{\text{Interest-bearing debt}}{\text{Total Equity}}$

Asset-to-equity Ratio  $\frac{\text{Total Assets}}{\text{Total Equity}}$



Return on Equity	$\frac{\text{Net Income}}{\text{Average equity during the period}}$
Return on Assets	$\frac{\text{Net Income}}{\text{Average assets during the period}}$
Interest Coverage Ratio	$\frac{\text{Income Before Interest \& Tax}}{\text{Interest Expense}}$
Net debt-to-equity ratio	$\frac{\text{Interest-bearing debt less cash and cash equivalents}}{\text{Total Equity}}$

The Company does not foresee any cash flow or liquidity problems over the next twelve months. As of December 31, 2015, total debt of the Company of ₱6,234.1 million was comprised of short-term bank borrowings of ₱1,000.0 million, long-term bank debt of ₱5,115.5 million and obligations under finance lease of ₱118.6 million. Belle expects income from real estate projects, cash rental receipts from MCE and dividends from subsidiaries to generate cash flow sufficient for its needs. Meanwhile, the Company continues to be in compliance with the terms of all of its debt obligations.

As of December 31, 2015, except for what has been noted in the preceding, there were no material events or uncertainties known to management that had a material impact on past performance, or that would have a material impact on the future operations, in respect of the following:

- (vii) Any Known Trends, Events or Uncertainties (Material Impact on Liquidity) Material commitments for capital expenditures that are reasonably expected to have a material impact on the Company's short-term or long-term liquidity;
- (viii) Events that will trigger direct or contingent financial obligation that is material to the company, including any default or acceleration of an obligation.
- (ix) All material off-balance sheet transactions, arrangements, obligations (including contingent obligations), and other relationships of the company with unconsolidated entities or other persons created during the reporting period.
- (x) Description of any material commitments for capital expenditures, general purpose of such commitments, expected sources of funds for such expenditures:

Under the License granted to PLAI by PAGCOR, the parties designated as Co-Licensees in the Consortium (PLAI, Belle and MCE) were committed to collectively invest a minimum of US\$1.0 billion ("Investment Commitment") in the Project. Under the PAGCOR Guidelines, of the US\$1.0 billion, US\$650.0 million shall be invested upon the opening of the integrated resort and the US\$350.0 million balance shall be invested within a period of three (3) years from the commencement of the integrated resort operations. The Investment Commitment shall be composed of the value of the land (up to a maximum of US\$150 million) and the development costs of the infrastructure and facilities for the Project. The Consortium already exceeded the US\$1.0 billion Investment Commitment upon the soft opening of City of Dreams Manila on December 14, 2014. Consequently, City of Dreams Manila became the first integrated resort in Entertainment City to be awarded a Regular License by PAGCOR, in May 2015.

- (xi) Any Known Trends, Events or Uncertainties (Material Impact on Sales)
- (xii) Any Significant Elements of Income or Loss (from continuing operations)

## 2018 Plan of Operations

Belle shifted its principal activity from mining and oil exploration to property development when it developed Tagaytay Highlands in 1989. Residential projects in Tagaytay City include Pinecrest Village, The Villas, The Belle View and The Woodlands. Residential projects in Batangas comprise the Midlands and Greenlands development areas. Among the Midlands residential projects are Alta Mira, Lakeview Heights and Lakeside Fairways. Greenlands residential projects are Plantation Hills and four subdivisions of Saratoga Hills.

Development shifted to the Midlands starting with Alta Mira and Lakeview which were situated near the Tagaytay Midlands Golf Club. Midlands' themed residential subdivisions adjacent to the Tagaytay Midlands Golf Course were thereafter developed in the Lakeside Fairways in 2007. Kew Gardens, Terrazas de Alava, Lakeside Enclave, Tivoli Place, Cotswold and Katsura are fully completed. Yume fairway lots are the last phase of its development. The first three phases of Sycamore Heights has been fully developed including its clubhouse and swimming pool. The latest phase in Sycamore Heights was launched and substantially sold in 2017. As of December 31, 2017, it is 98% complete.

Greenlands known for its American-themed homes in Saratoga Hills consists of The Parks, The Verandas, Fairfield, Nob Hill and the only farming subdivision in Tagaytay Highlands known as Plantation Hills. Subdivisions in Greenlands have been fully developed and is a thriving community of homeowners.

For the gaming side, construction of the Company's integrated resort at the entrance of PAGCOR's Entertainment City was completed during 2015. The site of the integrated resort is on 6.2 hectares of prime land at the corner of Roxas Boulevard and Aseana Avenue in Parañaque City, and it is about one kilometer away from the Mall of Asia complex. On October 25, 2012, Belle and PLAI signed a Cooperation Agreement with Melco Resorts & Entertainment Limited and its Philippine affiliate (collectively, "Melco") for the development and operation of the integrated resort. The Cooperation Agreement places Belle as the licensee and owner of the resort's land and buildings, while Melco's Philippine affiliate, Melco Resorts & Entertainment (Philippines) limited ("MRP") will be the developer and operator of all facilities within the resort complex. Melco is the developer and owner of integrated resort facilities historically focused on the Macau market. Its highly successful "City of Dreams" integrated resort complex on Macau's Cotai Strip houses a gaming facility, several international luxury hotels, and an upscale retail operation, along with a mix of bars and restaurants that draw large crowds from Hong Kong and China. On October 9, 2013, MRP announced the use of the name of Melco's flagship Macau resort to brand the integrated resort as "City of Dreams Manila", and later announced Crown Towers (to be changed to Nuwa), Hyatt and Nobu as the hotel brands to be used for the resort's more than 900 hotel rooms. City of Dreams Manila has approximately 30 hectares of gross floor area, which houses more than two hectares of gaming space, more than two hectares of retail and restaurant facilities, more than 900 high-quality hotel rooms and various entertainment facilities. It is currently allowed to operate a maximum of approximately 380 gaming tables, 1,680 slot machines and 1,680 electronic table games.

Belle and MRP estimate combined investment costs, including the estimated value of land used for the project, at approximately US\$1.3 billion as of December 31, 2017. The soft opening of City of Dreams Manila took place on December 14, 2014 and the Grand Launch took place on February 2, 2015. Belle and MRP already satisfied the US\$1 billion minimum required level of investment and all other PAGCOR Guidelines by the time of its Grand Launch, resulting in City of Dreams Manila being the first property in Entertainment City to be issued a Regular License, on May 5, 2015.

Existing investments will continue to be managed at Belle's listed gaming subsidiary, PLC. PLC, which is 78.7%-owned by Belle as of December 31, 2017, owns 100% of the capital stock of PLAI and 50.1 % of all issued shares of Pacific Online. PLAI is a co-licensee with Belle and MRP under the PAGCOR license for City of Dreams Manila, and is entitled to a share of gaming earnings therefrom through an Operating Agreement with MRP. Pacific Online is a listed company that leases online equipment to the Philippine Charity Sweepstakes Office for its lottery and keno operations.

On March 1, 2018, Belle Infrastructure Holdings, Inc. (a wholly owned subsidiary of Belle Corporation) subscribed to 50% equity stake in All-Asia Resources and Reclamation Corporation.

## ANNEX TO MANAGEMENT'S DISCUSSION AND ANALYSIS (MD&A) SECTION

### **Events that will trigger direct or contingent financial obligation that is material to the Company, including any default or acceleration of obligation**

None. The Company does not foresee any events that may trigger material financial obligation to the Company, including default or acceleration of an obligation.

### **All material off-balance sheet transactions, arrangement, obligations (including contingent obligations), and other relationships of the Company with unconsolidated entities or other persons created during the reporting period**

None. There were no material off-balance sheet transactions, arrangement, obligations, and other relationships of the Company with unconsolidated entities or other persons that the Company is aware of during the reporting period.

## FINANCIAL STATEMENTS

The consolidated Financial Statements and Supplementary Schedules as of and for the year ended 31 December 2017 listed in the accompanying Index to Financial Statements and Supplementary Schedules are filed as part of this Information Statement. Supplementary information are as follows:

- 1) Supplementary Schedules
  - A. Financial Assets
  - B. Amounts Receivable from Directors, Officers, Employees and Principal Stockholders (other than related parties)
  - C. Amounts Receivable from related parties which are eliminated during consolidation of financial statements
  - D. Intangible Assets - Other Assets
  - E. Long-Term Debt
  - F. Indebtedness to Related Parties
  - G. Guarantees of Securities of Other Issuers
  - H. Capital Stock
  - I. Reconciliation of Retained Earnings Available for Dividend Declaration
  - J. Key Financial Ratios
- 2) Schedule of all the effective standards and interpretations
- 3) Map of the relationships of the companies within the group

## MARKET FOR REGISTRANT'S COMMON EQUITY AND RELATED STOCKHOLDER MATTERS

### Market Information

The principal market where the registrant's common equity is traded is the Philippine Stock Exchange ("PSE").

The high and low sales prices for each quarter within the last two (2) fiscal years of the registrant's common shares, as quoted on the PSE, are as follows:

Stock Prices in ₱		
	High	Low
<b>2017</b>		
First Quarter	<b>4.05</b>	3.09
Second Quarter	<b>4.39</b>	3.71
Third Quarter	<b>3.94</b>	3.51
Fourth Quarter	<b>3.98</b>	3.64
<b>2016</b>		
First Quarter	<b>3.35</b>	2.08
Second Quarter	<b>3.46</b>	2.90
Third Quarter	<b>3.46</b>	2.83
Fourth Quarter	<b>3.38</b>	2.76

As of December 31, 2017, Belle's market capitalization amounted to ₱40.7 billion based on the closing price of ₱3.88 per share. Belle's market capitalization as of February 28, 2018 amounted to ₱39.1 billion based on the closing price of ₱3.72 per share.

### Security Holders

Belle has 1,786 shareholders as of February 28, 2018. Common shares outstanding as of February 28, 2018 totaled 10,498,679,857.

The top 20 stockholders as of February 28, 2018, with their corresponding shareholdings and percentage thereof to total shares outstanding, are:

RANK	NAME	No. of Shares Held	% to Total
1	BELLESHARES HOLDINGS, INC.	2,604,740,622	24.810
2	PCD NOMINEE CORPORATION (NON-FILIPINO)	2,138,606,218	20.370
3	PCD NOMINEE CORPORATION (FILIPINO)	1,763,152,951	16.794
4	SYSMART CORPORATION	1,629,353,802	15.520
5	SM DEVELOPMENT CORPORATION	735,553,560	7.006
6	SYBASE EQUITY INVESTMENTS CORPORATION	531,320,577	5.061
7	SOCIAL SECURITY SYSTEM	370,469,140	3.529
8	EASTERN SEC. DEVT. CORP.	171,730,866	1.636
9	JACINTO C. JR. NG	154,153,999	1.468
10	PREMIUM LEISURE CORP.	99,987,719	0.952
11	JACINTO L. SR. NG	88,835,833	0.846
12	PARALLAX RESOURCES INC.	86,308,131	0.822
13	SLW DEVELOPMENT CORPORATION	66,082,333	0.629
14	WILLY N. OCIER	44,197,702	0.421
15	F. YAP SECURITIES, INC.	7,127,000	0.068

RANK	NAME	No. of Shares Held	% to Total
16	PACITA K. YAP OR PHILIP K. YAP	7,000,000	0.067
17	LIM SIEW KIM	6,200,000	0.059
18	JAMES GO	4,816,999	0.046
19	ESTATE OF LEO JOSEPH BLANCHET	4,128,579	0.039
20	WILLIAM T. GABALDON	4,000,000	0.038

### Dividends

On January 27, 2015, the Parent Company's Board of Directors approved the declaration of a special dividend of Eighteen Centavos (₱0.18) per share, totaling ₱1,900.7 million, payable on March 9, 2015 to stockholders of record as of February 10, 2015. On July 31, 2015, the Parent Company's Board of Directors approved the declaration of a regular dividend of ₱0.095 per share, totaling ₱1,003.1 million, payable on August 28, 2015 to stockholders of record as of August 14, 2015.

On February 29, 2016, the Parent Company's Board of Directors approved the declaration of a regular dividend of ₱0.095 per share, totaling ₱1,003.1 million, payable on March 29, 2016 to stockholders of record as of March 14, 2016.

On February 28, 2017, the Parent Company's Board of Directors approved the declaration of a regular dividend of P0.095 per share, totaling P1,000.0 million, payable on March 30, 2017 to stockholders of record as of March 14, 2017.

On February 23, 2018, the Parent Company's Board of Directors approved the declaration of a regular dividend of P0.12 per share, totaling P1,267.3 million, payable on March 23, 2017 to stockholders of record as of March 9, 2018.

There is no legal restriction that limits or would likely limit Belle's ability to pay dividends, aside from its retained earnings available for such.

### Dividend Policy

1. Subject to the discretion of the Board of Directors, all shareholders have the right to receive dividends.
2. The Company, while ensuring financial flexibility, shall endeavor to declare annual regular cash dividends exceeding 30% of the prior year's net income from continuing operations.
3. Dividends shall be paid to all shareholders within thirty (30) days from declaration.
4. The Company shall be compelled to declare dividends when its retained earnings shall be in excess of 100% of its paid-in capital stock, except:
  - a. When justified by definite corporate expansion projects or programs approved by the Board;
  - b. When the Company is prohibited from declaring dividends under any loan agreement with any financial institution or creditor, whether local or foreign, without its consent, and such consent has not been secured;
  - c. When it can be clearly shown that such retention is necessary under special circumstances obtaining in the Company, such as when there is a need for special reserve for probable contingencies.

### Recent Sales of Unregistered Securities

The Company did not sell or issue securities within the past three (3) years that were not registered under the Securities Regulation Code.

## DIRECTORS AND EXECUTIVE OFFICERS

Please refer to the portion of this Information Statement on "Directors and Executive Officers"

## COMPLIANCE WITH THE MANUAL OF CORPORATE GOVERNANCE

The Company remains focused on insuring the adoption of systems and practices of good corporate governance in enhancing value for its shareholders.

In compliance with the initiative of the Securities and Exchange Commission (“SEC”), Belle submitted its Corporate Governance Manual (the “Manual”) to the SEC. This manual institutionalizes the principles of good corporate governance in the entire Company. The Company believes that corporate governance, the framework of rules, systems and processes governing the performance of the Board of Directors and Management of their respective duties and responsibilities, and from which the organization’s values and ethics emerge, is of utmost importance to the Company’s shareholders and other stakeholders, which include, among others, clients, employees, suppliers, financiers, government and community in which it operates. The Company undertakes every effort possible to create awareness throughout the entire organization.

Even prior to the submission of its Manual, however, the Company already created various Board-level committees. These committees were comprised of:

1. Executive Committee – to oversee the management of the Company and is responsible for the Company’s goals, finances and policies;
2. Audit Committee – to review financial and accounting matters;
3. Nomination Committee – for the selection and evaluation of qualifications of directors and officers. This Committee was merged with the Corporate Governance Committee in April 2017.
4. Compensation and Remuneration Committee – to look into an appropriate remuneration system.
5. Risk Oversight Committee – to review the policies and procedures relating to the identification, analysis, management, monitoring and reporting of financial and non-financial risks;

Subsequently, the following Board Committees were created:

6. Related Party Transactions Committee – to assess material agreements with related parties to ensure that the RPT are conducted at market rates and on an arm’s length basis; and
7. Corporate Governance Committee – to assist and advise the Board of Directors in performing corporate governance compliance responsibilities in relation with the Company’s Manual on Corporate Governance, the Philippine Code of Corporate Governance, and the disclosure rules of the SEC and the PSE.
8. Corporate Social Responsibility Committee – to help strengthen the Corporation’s commitment to social development, and aims to balance the business objectives of the Company with social good.
9. Environmental and Social Committee – to help protect and sustain the environment and promote the welfare of the communities it operates in.

Mr. Jackson T. Ongsip, Executive Vice President and Chief Financial Officer, was appointed as Compliance Officer. The Company submits its Corporate Governance Self-Rating reports to the SEC and PSE as proof of its compliance with the leading practices and principles on good corporate governance.

The Board establishes the major goals, policies and objectives of the Company, as well as the means to monitor and evaluate the performance of Management. The Board also ensures that adequate internal control mechanisms are implemented and properly complied in all levels.

The Company is not aware of any non-compliance with its Manual of Corporate Governance, by any of its directors, officers or employees.

**UNDERTAKING TO PROVIDE PRINTED COPIES OF THE  
INFORMATION STATEMENT AND ANNUAL REPORT**

**UPON WRITTEN REQUEST OF ANY SHAREHOLDER OF RECORD ENTITLED TO NOTICE OF AND VOTE AT THE MEETING, THE COMPANY SHALL FURNISH SUCH SHAREHOLDER WITH A COPY OF THE COMPANY'S INFORMATION STATEMENT (ON SEC FORM 20-IS) AND ANNUAL REPORT (ON SEC FORM 17-A) WITHOUT CHARGE. ANY SUCH WRITTEN REQUEST SHALL BE ADDRESSED TO:**

**ATTY. A. BAYANI K. TAN**  
Corporate Secretary

BELLE CORPORATION  
5<sup>th</sup> FLOOR TOWER A, TWO E-COM CENTER  
PALM COAST AVENUE, MALL OF ASIA COMPLEX  
CBP-1, PASAY CITY 1300, PHILIPPINES  
Email: bayani.tan@bellocorp.com  
Tel No.: 632-662-8888  
Fax no.: 632-662-8890

# COVER SHEET

for  
**AUDITED FINANCIAL STATEMENTS**

SEC Registration Number

						5	2	4	1	2
--	--	--	--	--	--	---	---	---	---	---

**COMPANY NAME**

B	E	L	L	E		C	O	R	P	O	R	A	T	I	O	N		A	N	D		S	U	B	S	I	D	I	A
R	I	E	S																										

**PRINCIPAL OFFICE** ( No. / Street / Barangay / City / Town / Province )

S	t	h		F	l	o	o	r		,		T	o	w	e	r		A		,		T	w	o		E	-	C	o	m
C	e	n	t	e	r		,		P	a	l	m		C	o	a	s	t		A	v	e	n	u	e		,			
M	a	l	l		o	f		A	s	i	a		C	o	m	p	l	e	x		,		C	B	P	-	1	A		,
P	a	s	a	y		C	i	t	y																					

Form Type	Department requiring the report	Secondary License Type. If Applicable
A A C F S	S E C	N / A

**COMPANY INFORMATION**

Company's Email Address	Company's Telephone Number	Mobile Number
info@bellocorp.com	662-8888	N/A
No. of Stockholders	Annual Meeting (Month / Day)	Fiscal Year (Month / Day)
1,790	Last Thursday of May	12/31

**CONTACT PERSON INFORMATION**

The designated contact person **MUST** be an Officer of the Corporation

Name of Contact Person	Email Address	Telephone Number/s	Mobile Number
Mr. Jackson T. Ongsip	info@bellocorp.com	662-8888	0917-5578203

**CONTACT PERSON'S ADDRESS**

**5th Floor, Tower A, Two E-Com Center, Palm Coast Avenue  
Mall of Asia Complex, CBP-1A, Pasay City**

*NOTE 1: In case of death, resignation or cessation of office of the officer designated as contact person, such incident shall be reported to the Commission within thirty (30) calendar days from the occurrence thereof with information and complete contact details of the new contact person designated.*

*2: All Boxes must be properly and completely filled-up. Failure to do so shall cause the delay in updating the corporation's records with the Commission and/or non-receipt of Notice of Deficiencies. Further, non-receipt of Notice of Deficiencies shall not excuse the corporation from liability for its deficiencies.*





## INDEPENDENT AUDITOR'S REPORT

The Board of Directors and Stockholders  
Belle Corporation  
5th Floor, Tower A, Two E-Com Center  
Palm Coast Avenue, Mall of Asia Complex  
CPB-1A, Pasay City

### Opinion

We have audited the consolidated financial statements of Belle Corporation and its subsidiaries ("the Company"), which comprise the consolidated statements of financial position as at December 31, 2017 and 2016, and the consolidated statements of comprehensive income, consolidated statements of changes in equity and consolidated statements of cash flows for each of the three years in the period ended December 31, 2017, and notes to the consolidated financial statements, including a summary of significant accounting policies.

In our opinion, the accompanying consolidated financial statements present fairly, in all material respects, the consolidated financial position of the Company as at December 31, 2017 and 2016, and its consolidated financial performance and its consolidated cash flows for each of the three years in the period ended December 31, 2017 in accordance with Philippine Financial Reporting Standards (PFRSs).

### Basis for Opinion

We conducted our audits in accordance with Philippine Standards on Auditing (PSAs). Our responsibilities under those standards are further described in the *Auditor's Responsibilities for the Audit of the Consolidated Financial Statements* section of our report. We are independent of the Company in accordance with the Code of Ethics for Professional Accountants in the Philippines (Code of Ethics) together with the ethical requirements that are relevant to our audit of the consolidated financial statements in the Philippines, and we have fulfilled our other ethical responsibilities in accordance with these requirements and the Code of Ethics. We believe that the audit evidence we have obtained is sufficient and appropriate to provide a basis for our opinion.

### Key Audit Matters

Key audit matters are those matters that, in our professional judgment, were of most significance in our audit of the consolidated financial statements of the current period. These matters were addressed in the context of our audit of the consolidated financial statements as a whole, and in forming our opinion thereon, and we do not provide a separate opinion on these matters. For each matter below, our description of how our audit addressed the matter is provided in that context.

We have fulfilled the responsibilities described in the *Auditor's Responsibilities for the Audit of the Consolidated Financial Statements* section of our report, including in relation to these matters. Accordingly, our audit included the performance of procedures designed to respond to our assessment of the risks of material misstatement of the consolidated financial statements. The results of our audit procedures, including the procedures performed to address the matters below, provide the basis for our audit opinion on the accompanying consolidated financial statements.



### ***Recoverability of Goodwill in Pacific Online Systems Corporation***

Under PFRS, the Company is required to annually test the amount of goodwill for impairment. As of December 31, 2017, goodwill arising from the acquisition of Pacific Online Systems Corporation (POSC) amounted to ₱1,717.6 million out of a total goodwill balance of ₱1,832.3 million. The Company's assessment of the recoverable amount of the POSC cash generating unit (CGU) was based on value-in-use calculation. In addition, management's assessment process requires significant judgment and is based on assumptions, specifically revenue growth rate, discount rate and the long-term growth rate. Given the significant level of management judgement and estimation involved in the value-in-use calculation, we considered this area to be a key audit matter.

The Company's disclosures about goodwill are included in Note 18 to the consolidated financial statements.

#### ***Audit Response***

We involved our internal specialist in evaluating the methodologies and the assumptions used. These assumptions include revenue growth rate, discount rate and the long-term growth rate. We compared the key assumptions used, such as revenue growth rate against the historical performance of the CGU and other relevant external data. We tested the parameters used in the determination of the discount rate against market data. We also reviewed the Company's disclosures about those assumptions to which the outcome of the impairment test is most sensitive; specifically those that have the most significant effect on the determination of the recoverable amount of goodwill.

#### **Other Information**

Management is responsible for the other information. The other information comprises the information included in the SEC Form 20-IS (Definitive Information Statement), SEC Form 17-A and Annual Report for the year ended December 31, 2017, but does not include the consolidated financial statements and our auditor's report thereon. The SEC Form 20-IS (Definitive Information Statement), SEC Form 17-A and Annual Report for the year ended December 31, 2017 are expected to be made available to us after the date of this auditor's report.

Our opinion on the consolidated financial statements does not cover the other information and we will not express any form of assurance conclusion thereon.

In connection with our audits of the consolidated financial statements, our responsibility is to read the other information identified above when it becomes available and, in doing so, consider whether the other information is materially inconsistent with the consolidated financial statements or our knowledge obtained in the audits, or otherwise appears to be materially misstated.

#### **Responsibilities of Management and Those Charged with Governance for the Consolidated Financial Statements**

Management is responsible for the preparation and fair presentation of the consolidated financial statements in accordance with PFRSs, and for such internal control as management determines is necessary to enable the preparation of consolidated financial statements that are free from material misstatement, whether due to fraud or error.



In preparing the consolidated financial statements, management is responsible for assessing the Company's ability to continue as a going concern, disclosing, as applicable, matters related to going concern and using the going concern basis of accounting unless management either intends to liquidate the Company or to cease operations, or has no realistic alternative but to do so.

Those charged with governance are responsible for overseeing the Company's financial reporting process.

#### **Auditor's Responsibilities for the Audit of the Consolidated Financial Statements**

Our objectives are to obtain reasonable assurance about whether the consolidated financial statements as a whole are free from material misstatement, whether due to fraud or error, and to issue an auditor's report that includes our opinion. Reasonable assurance is a high level of assurance, but is not a guarantee that an audit conducted in accordance with PSAs will always detect a material misstatement when it exists. Misstatements can arise from fraud or error and are considered material if, individually or in the aggregate, they could reasonably be expected to influence the economic decisions of users taken on the basis of these consolidated financial statements.

As part of an audit in accordance with PSAs, we exercise professional judgment and maintain professional skepticism throughout the audit. We also:

- Identify and assess the risks of material misstatement of the consolidated financial statements, whether due to fraud or error, design and perform audit procedures responsive to those risks, and obtain audit evidence that is sufficient and appropriate to provide a basis for our opinion. The risk of not detecting a material misstatement resulting from fraud is higher than for one resulting from error, as fraud may involve collusion, forgery, intentional omissions, misrepresentations, or the override of internal control.
- Obtain an understanding of internal control relevant to the audit in order to design audit procedures that are appropriate in the circumstances, but not for the purpose of expressing an opinion on the effectiveness of the Company's internal control.
- Evaluate the appropriateness of accounting policies used and the reasonableness of accounting estimates and related disclosures made by management.
- Conclude on the appropriateness of management's use of the going concern basis of accounting and, based on the audit evidence obtained, whether a material uncertainty exists related to events or conditions that may cast significant doubt on the Company's ability to continue as a going concern. If we conclude that a material uncertainty exists, we are required to draw attention in our auditor's report to the related disclosures in the consolidated financial statements or, if such disclosures are inadequate, to modify our opinion. Our conclusions are based on the audit evidence obtained up to the date of our auditor's report. However, future events or conditions may cause the Company to cease to continue as a going concern.
- Evaluate the overall presentation, structure and content of the consolidated financial statements, including the disclosures, and whether the consolidated financial statements represent the underlying transactions and events in a manner that achieves fair presentation.



- Obtain sufficient appropriate audit evidence regarding the financial information of the entities or business activities within the Company to express an opinion on the consolidated financial statements. We are responsible for the direction, supervision and performance of the audit. We remain solely responsible for our audit opinion.

We communicate with those charged with governance regarding, among other matters, the planned scope and timing of the audit and significant audit findings, including any significant deficiencies in internal control that we identify during our audit.

We also provide those charged with governance with a statement that we have complied with relevant ethical requirements regarding independence, and to communicate with them all relationships and other matters that may reasonably be thought to bear on our independence, and where applicable, related safeguards.

From the matters communicated with those charged with governance, we determine those matters that were of most significance in the audit of the consolidated financial statements of the current period and are therefore the key audit matters. We describe these matters in our auditor's report unless law or regulation precludes public disclosure about the matter or when, in extremely rare circumstances, we determine that a matter should not be communicated in our report because the adverse consequences of doing so would reasonably be expected to outweigh the public interest benefits of such communication.

The engagement partner on the audit resulting in this independent auditor's report is Belinda T. Beng Hui.

SYCIP GORRES VELAYO & CO.

*Belinda T. Beng Hui*

Belinda T. Beng Hui

Partner

CPA Certificate No. 88823

SEC Accreditation No. 0923-AR-2 (Group A).

May 1, 2016, valid until May 1, 2019

Tax Identification No. 153-978-243

BIR Accreditation No. 08-001998-78-2015.

June 26, 2015, valid until June 25, 2018

PTR No. 6621231, January 9, 2018, Makati City

February 23, 2018



**BELLE CORPORATION AND SUBSIDIARIES**  
**CONSOLIDATED STATEMENTS OF FINANCIAL POSITION**  
(Amounts in Thousands)

	December 31	
	2017	2016
<b>ASSETS</b>		
<b>Current Assets</b>		
Cash and cash equivalents (Notes 8 and 43)	P3,711,248	P2,953,262
Investments held for trading (Notes 9 and 43)	2,279,666	2,232,710
Receivables (Notes 10 and 43)	2,095,784	1,881,754
Current portion of finance lease receivable (Notes 37 and 43)	1,689,973	1,541,035
Real estate for sale - at cost (Note 11)	643,265	802,854
Other current assets (Notes 12 and 43)	1,347,963	1,210,973
Total Current Assets	11,767,899	10,622,588
<b>Noncurrent Assets</b>		
Finance lease receivable - net of current portion (Notes 37 and 43)	16,393,208	16,104,586
Intangible asset (Note 17)	5,001,237	4,812,707
Land held for future development (Note 11)	3,099,166	3,092,399
Available-for-sale financial assets (Notes 14 and 43)	2,475,287	2,026,944
Investment properties (Notes 15 and 37)	1,869,025	1,540,961
Goodwill (Note 18)	1,832,261	1,828,578
Property and equipment (Note 16)	648,444	690,378
Investments in and advances to associates - net (Notes 13, 39 and 43)	77,975	77,903
Pension asset (Note 38)	13,414	10,048
Deferred tax assets (Note 36)	15,440	14,576
Other noncurrent assets (Notes 19 and 43)	540,337	743,290
Total Noncurrent Assets	31,965,794	30,942,370
<b>TOTAL ASSETS</b>	<b>P43,733,693</b>	<b>P41,564,958</b>
<b>LIABILITIES AND EQUITY</b>		
<b>Current Liabilities</b>		
Trade and other current liabilities (Notes 20, 39 and 43)	P2,011,183	P1,254,065
Loans payable (Notes 21 and 43)	2,500,017	2,000,017
Estimated liability on construction costs (Note 15)	18,646	23,376
Income tax payable	29,434	51,900
Current portion of:		
Long-term debt (Notes 23 and 43)	1,056,944	862,500
Obligations under finance lease (Notes 37 and 43)	39,489	47,698
Nontrade liability (Notes 24 and 43)	-	3,762,000
Total Current Liabilities	5,655,713	8,001,556

(Forward)



	December 31	
	2017	2016
<b>Noncurrent Liabilities</b>		
Noncurrent portion of:		
Long-term debt (Notes 23 and 43)	₱5,202,431	₱3,759,375
Obligations under finance lease (Notes 37 and 43)	35,374	71,644
Pension liability (Note 38)	24,102	12,550
Deferred tax liabilities - net (Note 36)	2,220,559	1,742,187
Other noncurrent liabilities (Note 22)	234,340	233,864
Total Noncurrent Liabilities	7,716,806	5,819,620
<b>TOTAL LIABILITIES</b>	<b>13,372,519</b>	<b>13,821,176</b>
<b>Equity</b>		
Attributable to equity holders of the parent:		
Common stock (Note 25)	10,561,000	10,561,000
Additional paid-in capital	5,503,731	5,503,731
Treasury shares (Note 25)	(181,185)	(181,185)
Equity share in cost of Parent Company shares held by associates (Note 13)	(2,501)	(2,501)
Cost of Parent Company common shares held by subsidiaries (Note 25)	(1,585,336)	(1,758,264)
Unrealized gain on available-for-sale financial assets - net (Note 14)	1,365,375	836,876
Retained earnings (Note 25)	8,194,187	6,289,302
Other reserves (Notes 2 and 38)	3,045,886	3,082,825
Excess of acquisition cost over net assets of acquired subsidiaries	252,040	252,040
Total Equity Attributable to Equity Holders of the Parent	27,153,197	24,583,824
Non-controlling interests	3,207,977	3,159,958
Total Equity	30,361,174	27,743,782
<b>TOTAL LIABILITIES AND EQUITY</b>	<b>₱43,733,693</b>	<b>₱41,564,958</b>

*See accompanying Notes to Consolidated Financial Statements.*



**BELLE CORPORATION AND SUBSIDIARIES**  
**CONSOLIDATED STATEMENTS OF COMPREHENSIVE INCOME**  
(Amounts in Thousands, Except Per Share Amounts)

	Years Ended December 31		
	2017	2016	2015
<b>REVENUE</b>			
Gaming revenue share - net (Notes 26 and 40)	₱2,609,353	₱1,642,976	₱756,238
Interest income on finance lease (Note 37)	2,069,841	2,003,840	1,917,354
Equipment rental (Notes 37 and 40)	1,840,521	1,579,661	1,459,237
Sale of real estate	596,667	350,253	354,774
Commission and distribution income	479,472	308,438	259,081
Lease income (Note 37)	190,021	190,042	190,906
Revenue from property management	115,939	127,168	112,682
Others (Note 27)	110,246	119,130	301,405
	<b>8,012,060</b>	<b>6,321,508</b>	<b>5,351,677</b>
<b>COSTS AND EXPENSES</b>			
Cost of lottery services (Note 28)	(1,238,442)	(931,263)	(827,032)
Cost of gaming operations (Note 29)	(234,630)	(416,507)	(382,023)
Cost of lease income (Note 31)	(196,831)	(209,391)	(152,584)
Cost of real estate sold (Notes 11 and 30)	(256,500)	(120,517)	(160,976)
Cost of services for property management (Note 32)	(68,907)	(63,813)	(80,208)
General and administrative expenses (Note 33)	(1,467,255)	(957,280)	(718,524)
	<b>(3,462,565)</b>	<b>(2,698,771)</b>	<b>(2,321,347)</b>
<b>OTHER INCOME (EXPENSES)</b>			
Accretion of nontrade liability (Note 24)	-	(455,229)	(651,684)
Interest expense (Note 34)	(503,665)	(355,779)	(273,977)
Unrealized mark-to-market gain on investments held for trading (Note 9)	67,705	148,554	150,646
Interest income (Note 34)	29,577	28,782	34,470
Net foreign exchange gain (loss)	(1,641)	(10,816)	36,135
Gain on finance lease	-	15,882	-
Equity in net earnings of associates (Note 13)	-	-	27,340
Other income (Note 35)	166,149	981,628	87,855
	<b>(241,875)</b>	<b>353,022</b>	<b>(589,215)</b>
<b>INCOME BEFORE INCOME TAX</b>	<b>4,307,620</b>	<b>3,975,759</b>	<b>2,441,115</b>
<b>PROVISION FOR INCOME TAX (Note 36)</b>			
Current	316,330	283,461	306,296
Deferred	480,649	596,175	363,038
	<b>796,979</b>	<b>879,636</b>	<b>669,334</b>
<b>NET INCOME</b>	<b>3,510,641</b>	<b>3,096,123</b>	<b>1,771,781</b>

(Forward)



	Years Ended December 31		
	2017	2016	2015
<b>OTHER COMPREHENSIVE INCOME (LOSS)</b>			
Items to be reclassified to profit or loss in subsequent periods:			
Unrealized gain on available-for-sale financial assets - net (Note 14)	₱605,066	₱653,381	₱533,614
Realized gain on available-for-sale financial assets transferred to profit or loss (Notes 14 and 35)	(76,546)	(351,680)	(90,342)
	<u>528,520</u>	<u>301,701</u>	<u>443,272</u>
Items not to be reclassified to profit or loss in subsequent periods:			
Remeasurement gain (loss) of pension asset/liability - net (Note 38)	(7,184)	(5,972)	9,046
Income tax effect	2,155	2,797	(2,714)
	<u>(5,029)</u>	<u>(3,175)</u>	<u>6,332</u>
<b>TOTAL OTHER COMPREHENSIVE INCOME</b>	<u>523,491</u>	<u>298,526</u>	<u>449,604</u>
<b>TOTAL COMPREHENSIVE INCOME FOR THE YEAR</b>	<u>₱4,034,132</u>	<u>₱3,394,649</u>	<u>₱2,221,385</u>
Net income attributable to:			
Equity holders of the parent (Note 42)	₱2,872,412	₱2,700,117	₱1,533,731
Non-controlling interests	638,229	396,006	238,050
	<u>₱3,510,641</u>	<u>₱3,096,123</u>	<u>₱1,771,781</u>
Total comprehensive income attributable to:			
Equity holders of the parent	₱3,395,620	₱2,998,685	₱1,980,388
Non-controlling interests	638,512	395,964	240,997
	<u>₱4,034,132</u>	<u>₱3,394,649</u>	<u>₱2,221,385</u>
Basic/Diluted Earnings Per Share (Note 42)	<u>₱0.282</u>	<u>₱0.266</u>	<u>₱0.150</u>

*See accompanying Notes to Consolidated Financial Statements.*





**BELLE CORPORATION AND SUBSIDIARIES**  
**CONSOLIDATED STATEMENTS OF CHANGES IN EQUITY**  
**FOR THE YEARS ENDED DECEMBER 31, 2017, 2016 AND 2015**  
**(Amounts in Thousands)**

	Attributable to Equity Holders of the Parent										Total Equity
	Common Stock (Note 25)	Additional Paid-in Capital	Treasury Shares (Note 25)	Equity Share in Cost of Parent Company Shares Held by Associates (Notes 13 and 25)	Cost of Parent Company Common Shares Held by Subsidiaries (Note 25)	Unrealized Gain on Available-for-Sale Financial Assets (Note 14)	Share in Unrealized Gain (Loss) on Available-for-Sale Financial Assets of Associates (Note 13)	Other Reserves	Retained Earnings (Note 25)	Non-controlling Interests (Note 25)	
Balance at January 1, 2017	\$10,561,000	\$5,503,731	(\$181,185)	(\$2,501)	(\$1,758,264)	\$836,876	\$14,061	(\$7,012)	\$6,289,302	(\$3,159,958)	\$27,743,782
Purchase of treasury shares by PUSC	-	-	-	-	-	-	-	-	-	-	-
Acquisition of non-controlling interest in subsidiaries (Note 25)	-	-	-	-	-	-	-	-	-	-	-
Sale of Parent Company shares by PUSC	-	-	-	-	204,582	-	-	-	-	-	172,934
Acquisition of additional Parent Company shares by PUSC	-	-	-	-	(\$1,654)	-	-	-	-	-	(\$1,654)
Cash dividends (Notes 2 and 25)	-	-	-	-	-	-	-	-	(\$67,527)	(\$42,103)	(\$1,309,630)
Net income	-	-	-	-	-	-	-	-	2,872,412	638,229	3,510,641
Measurement loss of pension asset (liability) - net	-	-	-	-	-	-	-	(\$5,291)	-	262	(\$5,029)
Unrealized gain on available-for-sale financial assets - net (Note 14)	-	-	-	-	-	528,499	-	-	-	-	528,499
Total comprehensive income (loss) for the year	-	-	-	-	-	528,499	-	(\$5,291)	2,872,412	638,512	4,034,132
Balance at December 31, 2017	\$10,561,000	\$5,503,731	(\$181,185)	(\$2,501)	(\$1,553,336)	\$1,365,375	\$14,061	(\$12,303)	\$9,194,187	(\$3,207,977)	\$30,361,174



Attributable to Equity Holders of the Parent  
Other Reserves

	Common Stock (Note 25)	Additional Paid-in Capital	Treasury Shares (Note 25)	Equity Share in Cost of Parent Company Shares Held by Associates (Notes 13 and 25)	Cost of Parent Company Shares Held by Subscribers (Note 25)	Unrealized Gain on Available-for-Sale Financial Assets - net (Note 14)	Unrealized Gain (Loss) on Available-for-Sale Financial Assets of Associates (Note 13)	Share in Unrealized Gain (Loss) on Available-for-Sale Financial Assets	Retirement of Pension Income (Expense) (Note 38)	Transactions with Non-controlling Interests	Excess of Acquisition Cost over Net Assets of Acquired Subsidiaries	Retained Earnings (Note 25)	Total	Non-controlling Interests	Total Equity
Balance at January 1, 2016	P10,561,000	P5,037,731	(P134,442)	(P2,501)	(P1,749,628)	P335,337	P14,061	(P3,941)	P3,075,776	P22,603,972	P4,552,639	P31,32,530	P25,736,502	-	P25,736,502
Purchase of treasury shares by PUSC	-	-	(46,743)	-	-	-	-	-	-	(46,743)	-	-	(46,743)	-	(46,743)
Acquisition of additional Parent Company shares by PUSC	-	-	-	-	(8,636)	-	-	-	-	-	-	(8,636)	-	(8,636)	(8,636)
Cash dividends (Notes 2 and 25)	-	-	-	-	-	-	-	-	-	(963,454)	-	(963,454)	(311,717)	(1,275,171)	(1,275,171)
Net income	-	-	-	-	-	-	-	-	-	2,700,117	-	2,700,117	396,006	3,096,123	3,096,123
Remeasurement loss of pension asset; liability - net	-	-	-	-	-	-	-	(3,071)	-	-	-	(3,071)	(1,010)	(4,081)	(4,081)
Unrealized gain on available-for-sale financial assets - net (Note 14)	-	-	-	-	-	301,639	-	-	-	-	-	301,639	62	301,701	301,701
Total comprehensive income (loss) for the year	-	-	-	-	-	301,639	-	(3,071)	-	-	-	301,639	62	301,701	301,701
Balance at December 31, 2016	P10,561,000	P5,603,731	(P181,188)	(P2,501)	(P1,758,261)	P636,976	P14,061	(P3,071)	P3,075,776	P24,998,685	P6,389,302	P31,397,988	P31,397,988	P31,397,988	P31,397,988



Attributable to Equity Holders of the Parent

	Equity Share in Company		Cost of Parent Company Common Shares Held by Subsidiaries (Note 25)	Unrealized Gain on Available-for-Sale Financial Assets of Associates (Note 13)	Unrealized Gain on Available-for-Sale Financial Assets - net (Note 14)	Share in Unrealized Gain (Loss) on Available-for-Sale Financial Assets of Associates (Note 13)	Other Reserves			Total	Non-controlling Interests	Total Equity
	Common Stock (Note 25)	Additional Paid-in Capital					Treasury Shares (Note 25)	Shares Held by Associates (Notes 13 and 25)	Excess of Acquisition cost Over Net Assets of Acquired Subsidiaries			
Balance at January 1, 2015	\$10,559,383	\$5,503,731	(\$1,604,824)	\$91,965	(\$1,067)	(\$1,067)	\$5,831,564	\$5,040	\$23,904,023	\$2,833,263	\$26,737,286	
Issuance of common stock	1,617	-	(1,617)	-	-	-	-	-	-	-	-	
Purchase of treasury shares	-	-	(134,442)	-	-	-	-	-	(134,442)	-	(134,442)	
Acquisition of non-controlling interest in subsidiaries (Note 25)	-	-	-	-	-	-	-	-	-	(31,909)	(31,909)	
Acquisition of additional Parent Company shares by PUSC	-	-	(143,187)	-	-	-	-	-	(143,187)	-	(143,187)	
Disposal of Parent Company interest in PUSC and transaction costs (Note 2)	-	-	-	-	(900,154)	-	-	-	(900,154)	-	(900,154)	
Collections of subscriptions from non-controlling shareholders	-	-	-	-	-	-	-	-	-	179,205	179,205	
Cash dividends (Notes 2 and 25)	-	-	-	-	-	-	-	-	-	185,481	185,481	
Net income	-	-	-	-	-	-	(2,812,656)	(2,812,656)	(2,812,656)	(231,507)	(3,044,163)	
Remeasurement gain of pension asset liability - net	-	-	-	-	-	-	1,533,731	1,533,731	1,533,731	238,150	1,771,781	
Unrealized gain on available-for-sale financial assets - net (Note 14)	-	-	-	443,272	-	-	-	3,385	3,385	2,917	6,332	
Total comprehensive income for the year	-	-	-	443,272	-	-	-	-	443,272	-	443,272	
Balance at December 31, 2015	\$10,561,000	\$5,503,731	(\$1,749,628)	\$535,233	(\$1,066)	(\$1,066)	\$4,555,639	\$251,040	\$22,603,972	\$3,132,530	\$25,736,502	



**BELLE CORPORATION AND SUBSIDIARIES**  
**CONSOLIDATED STATEMENTS OF CASH FLOWS**  
(Amounts in Thousands)

	Years Ended December 31		
	2017	2016	2015
<b>CASH FLOWS FROM OPERATING ACTIVITIES</b>			
Income before income tax	P4,307,620	P3,975,759	P2,441,115
Adjustments for:			
Interest income on finance lease (Note 37)	(2,069,841)	(2,003,840)	(1,917,354)
Interest expense (Note 34)	503,665	355,779	273,977
Depreciation and amortization (Notes 16, 17, 28, 29, 32 and 33)	381,222	363,990	431,135
Gain on pre-termination of ABLGI advances (Note 24)	-	(634,800)	-
Accretion of nontrade liability (Note 24)	-	455,229	651,684
Loss (gain) on sale of:			
Other assets (Notes 12 and 35)	(85,678)	-	(1,850)
Available-for-sale investments (Notes 14 and 35)	(76,546)	(351,680)	(90,342)
Property and equipment (Notes 16 and 35)	(20,102)	(30)	397
Investment in associate (Notes 13 and 35)	-	(5,603)	-
Investments held for trading (Notes 9, 27 and 35)	(11,610)	(13,533)	(156,636)
Unrealized mark-to-market gain on investments held for trading (Note 9)	(67,705)	(148,554)	(150,646)
Amortization of discount on trade receivables (Notes 10 and 27)	(56,297)	(48,204)	(56,768)
Interest income (Note 34)	(29,577)	(28,782)	(34,470)
Write-off of input VAT	25,000	-	-
Dividend income (Note 27)	(22,794)	(28,371)	(23,209)
Unrealized foreign exchange loss (gain)- net	1,593	13,021	(36,135)
Provision for (reversal of):			
Impairment loss on investment in associates (Note 35)	-	(45,928)	(255)
Impairment loss on advances to associates (Note 35)	-	29,398	-
Probable loss on other assets - net	-	-	34,951
Gain in finance lease	-	(15,882)	-
Equity in net earnings of associates	-	-	(27,340)
Working capital adjustments:			
Decrease (increase) in:			
Receivables	1,397,144	1,295,385	903,555
Real estate for sale and land held for future development	152,822	(33,664)	92,456
Increase (decrease) in trade and other current liabilities	683,821	(309,649)	(991,699)
Net cash generated from operations	5,012,737	2,820,041	1,342,566
Income taxes paid	(242,992)	(193,417)	(272,151)
Other assets	76,062	992,840	(136,064)
Interest received	29,482	28,782	34,470
Pension asset/liability	2,541	(15,814)	5,241
Net cash provided by operating activities	4,877,830	3,632,432	974,062
<b>CASH FLOWS FROM INVESTING ACTIVITIES</b>			
Expenditures on investment properties (Note 15)	(328,064)	(2,517,578)	(2,171,854)
Acquisitions of:			
Property and equipment (Notes 16 and 44)	(183,632)	(134,661)	(366,257)
Investments held for trading (Note 9)	(17,034)	(19,712)	(88,579)
Intangible asset (Note 17)	(310,000)	-	-

(Forward)



	Years Ended December 31		
	2017	2016	2015
Proceeds from disposal of:			
Available-for-sale financial assets (Note 14)	P156,723	P774,440	P308,515
Investments held for trading (Note 9)	49,393	74,036	283,799
Property and equipment (Notes 16 and 35)	21,019	8,673	20,037
Cash received from acquisition of subsidiaries (Note 13)	66,445	-	-
Dividends received (Note 27)	22,794	27,342	23,209
Decrease (increase) in investments in and advances to associates and related parties	(72)	9,550	56,140
<b>Net cash used in investing activities</b>	<b>(522,428)</b>	<b>(1,777,910)</b>	<b>(1,934,990)</b>
<b>CASH FLOWS FROM FINANCING ACTIVITIES</b>			
Payments of:			
Long-term debt and loans payable (Notes 21 and 23)	(2,362,500)	(662,500)	(3,015,625)
Interest (see Note 34)	(492,806)	(355,779)	(273,977)
Transaction costs of acquisition and disposal of non-controlling interest	-	-	(10,949)
Proceeds from:			
Availment of loans and long-term debt (Notes 21 and 23)	4,500,000	1,300,000	4,250,000
Collection of subscriptions receivable from non-controlling interest	-	-	185,481
Disposal of interest in POSC without loss of control	-	-	2,744
ABLGI advance (Note 24)	-	-	780,000
Disposal of Parent Company shares held by a subsidiary	172,934	-	-
Dividends paid	(1,309,630)	(1,275,171)	(3,039,387)
Acquisition of:			
Treasury shares by Parent Company (Note 25)	-	(46,743)	(134,442)
Treasury shares by POSC	(211,841)	(56,819)	-
Non-controlling interest (Note 25)	-	-	(74,909)
Acquisition of PLC shares by a subsidiary	(36,549)	-	-
Acquisition of Belle shares by a subsidiary (Note 25)	(31,654)	(8,636)	(145,931)
Increase (decrease) in:			
Nontrade liability	(3,762,000)	(1,353,487)	(377,883)
Obligations under finance lease	(61,777)	787	25,706
Advances from related parties	-	44	(2,479)
<b>Net cash used in financing activities</b>	<b>(3,595,823)</b>	<b>(2,458,304)</b>	<b>(1,831,651)</b>
<b>EFFECT OF EXCHANGE RATE CHANGES ON CASH AND CASH EQUIVALENTS</b>	<b>(1,593)</b>	<b>(13,021)</b>	<b>36,135</b>
<b>NET INCREASE (DECREASE) IN CASH AND CASH EQUIVALENTS</b>	<b>757,986</b>	<b>(616,803)</b>	<b>(2,756,444)</b>
<b>CASH AND CASH EQUIVALENTS AT BEGINNING OF YEAR</b>	<b>2,953,262</b>	<b>3,570,065</b>	<b>6,326,509</b>
<b>CASH AND CASH EQUIVALENTS AT END OF YEAR (Note 8)</b>	<b>P3,711,248</b>	<b>P2,953,262</b>	<b>P3,570,065</b>

See accompanying Notes to Consolidated Financial Statements.



## **BELLE CORPORATION AND SUBSIDIARIES**

### **NOTES TO CONSOLIDATED FINANCIAL STATEMENTS**

---

#### **1. General Information**

##### Corporate Information

Belle Corporation (“Belle” or “Parent Company”) is a stock corporation organized in the Philippines on August 20, 1973 and was listed at the Philippine Stock Exchange (PSE) on February 2, 1977. The businesses of Belle, direct and through subsidiaries and associates, include mainly real estate development, principally in the high-end leisure property market, gaming and various investment holdings.

The registered office address of Belle is 5th Floor, Tower A, Two E-Com Center, Palm Coast Avenue, Mall of Asia Complex, CBP-1A, Pasay City.

##### Authorization of the Issuance of the Consolidated Financial Statements

The accompanying consolidated financial statements were authorized for issue in accordance with a resolution of the Board of Directors (BOD) on February 23, 2018.

---

#### **2. Basis of Preparation and Statement of Compliance**

##### Basis of Preparation

The consolidated financial statements have been prepared on a historical cost basis, except for investments held for trading and available-for-sale (AFS) financial assets which have been measured at fair value. The consolidated financial statements are presented in Philippine peso, the Parent Company’s functional and presentation currency, and all values are rounded to the nearest thousands, except when otherwise indicated.

##### Statement of Compliance

The consolidated financial statements of the Company have been prepared in accordance with Philippine Financial Reporting Standards (PFRS).

##### Basis of Consolidation

The consolidated financial statements comprise the financial statements of the Parent Company and all of its subsidiaries (collectively referred to as “the Company”) as at December 31, 2017 and 2016. Specifically, the Company controls an investee, if and only if, the Company has:

- Power over the investee (i.e., existing rights that give it the current ability to direct the relevant activities of the investee);
- Exposure, or rights, to variable returns from its involvement with the investee; and
- The ability to use its power over the investee to affect its returns.

Generally, there is a presumption that a majority voting rights results in control. To support this presumption, and when the Company has less than a majority of the voting or similar rights of an investee, the Company considers all relevant facts and circumstances in assessing whether it has power over an investee, including:

- The contractual arrangement with the other vote holders of the investee;
- Rights arising from other contractual arrangements; and
- The Company’s voting rights and potential voting rights.



The Company re-assesses whether or not it controls an investee if facts and circumstances indicate that there are changes to one or more of the three elements of control. Consolidation of a subsidiary begins when the Company obtains control over the subsidiary and ceases when the Company loses control of the subsidiary. Assets, liabilities, income and expenses of a subsidiary acquired or disposed of during the year are included in the consolidated financial statements from the date the Company gains control until the date the Company ceases to control the subsidiary.

Profit or loss and each component of other comprehensive income (OCI) are attributed to the equity holders of the Parent Company and to the non-controlling interests, even if this results in the non-controlling interests having a deficit balance. When necessary, adjustments are made to the financial statements of subsidiaries to bring their accounting policies in line with the Company's accounting policies. All intra-group assets and liabilities, equity, income and expenses and cash flows relating to transactions between members of the Company are eliminated in full on consolidation.

The financial statements of the subsidiaries are prepared for the same reporting year as the Parent Company using consistent accounting policies.

A change in the ownership interest of a subsidiary, without loss of control, is accounted for as an equity transaction. If the Company loses control over a subsidiary, it derecognizes the related assets (including goodwill), liabilities, non-controlling interest and other components of equity while any resultant gain or loss is recognized in profit or loss. Any investment retained is recognized at fair value.

The consolidated financial statements comprise the financial statements of Belle and the following subsidiaries that it controls:

Subsidiaries	Industry	2017			2016		
		Percentage of Ownership		Total	Percentage of Ownership		Total
		Direct	Indirect		Direct	Indirect	
Belle Bay Plaza Corporation (Belle Bay Plaza)*	Investment	100.0	-	100.0	100.0	-	100.0
Belle Infrastructure Holdings, Inc., (formerly Metropolitan Leisure and Tourism Corporation)*	Investment	100.0	-	100.0	100.0	-	100.0
Parallax Resources, Inc. (Parallax)*	Investment	100.0	-	100.0	100.0	-	100.0
SLW Development Corporation (SLW)*	Investment	100.0	-	100.0	100.0	-	100.0
Belle Grande Resource Holdings Inc. (BGRHI)	Investment	100.0	-	100.0	90.0	-	90.0
Premium Leisure Corp. (PLC) and Subsidiaries:	Gaming	78.7	0.3	79.0	78.7	0.3	79.0
Premium Leisure and Amusement, Inc. (PLAI)	Gaming	-	100.0	100.0	-	100.0	100.0
Foundation Capital Resources Inc.*	Investment	-	100.0	100.0	-	100.0	100.0
Sinophil Leisure and Resorts Corporation*	Investment	-	100.0	100.0	-	100.0	100.0
Pacific Online Systems Corporation (POSC) and Subsidiaries:	Gaming	-	52.9	52.9	-	50.7	50.7
Loto Pacific Leisure Corporation (LotoPac)	Gaming	-	100.0	100.0	-	100.0	100.0
Lucky Circle Corporation (LCC) and Subsidiaries	Gaming	-	100.0	100.0	-	100.0	100.0
Athena Ventures, Inc. **	Gaming	-	100.0	100.0	-	-	-
Avery Integrated Hub, Inc. **	Gaming	-	100.0	100.0	-	-	-
Circle 8 Gaming Ventures, Inc. **	Gaming	-	100.0	100.0	-	-	-
Luckydeal Leisure, Inc. **	Gaming	-	100.0	100.0	-	-	-
Luckyfortune Business Ventures, Inc. **	Gaming	-	100.0	100.0	-	-	-
Luckypick Leisure Club Corp. **	Gaming	-	100.0	100.0	-	-	-
Luckyventures Leisure Corp. **	Gaming	-	100.0	100.0	-	-	-
Lucky Games Entertainment Ventures Inc. **	Gaming	-	100.0	100.0	-	-	-
Orbis Valley Corporation **	Gaming	-	100.0	100.0	-	-	-
Total Gaming Technologies, Inc. (TGTI)	Gaming	-	98.9	98.9	-	98.9	98.9
Falcon Resources Inc. (FRI)	Gaming	-	100.0	100.0	-	100.0	100.0

\*Non-operating

\*\*Accounted as subsidiaries starting July 1, 2017



The Company's subsidiaries are all incorporated in the Philippines.

Material Partly-owned Subsidiaries

*PLC*

The non-controlling interests in PLC are material to the Company in 2017, 2016 and 2015. Non-controlling interests hold 21.0% as at December 31, 2017 and 2016.

The summarized financial information of PLC is provided below. This information is based on amounts before intercompany eliminations.

Summarized consolidated statements of financial position as at December 31, 2017, 2016 and 2015:

	2017	2016	2015
		<i>(In Thousands)</i>	
Total current assets	<b>₱5,938,868</b>	₱3,965,118	₱3,147,209
Total noncurrent assets	12,695,155	12,942,675	13,294,789
Total current liabilities	1,512,363	635,297	440,574
Total noncurrent liabilities	55,617	84,194	112,166
<b>Total equity</b>	<b>₱17,066,043</b>	₱16,188,302	₱15,889,258
Attributable to:			
Equity holders of the Parent	<b>₱16,315,083</b>	₱15,357,860	₱15,042,176
Non-controlling interests	750,960	830,442	847,082
<b>Total</b>	<b>₱17,066,043</b>	₱16,188,302	₱15,889,258

Summarized consolidated statements of comprehensive income for the years ended December 31, 2017, 2016 and 2015:

	2017	2016	2015
		<i>(In Thousands)</i>	
Revenue	<b>₱4,929,346</b>	₱3,531,076	₱1,475,565
Costs and expenses	(2,796,194)	(2,125,154)	(1,209,625)
Other income - net	104,992	34,779	141,978
Income before income tax	2,238,144	1,440,701	407,918
Provision for income tax	(235,478)	(282,601)	(184,763)
Net income	2,002,666	1,158,100	223,155
Other comprehensive income (loss)	165,397	61,701	(286,137)
<b>Total comprehensive income (loss)</b>	<b>₱2,168,063</b>	₱1,219,801	(₱62,982)
Attributable to:			
Equity holders of the Parent	<b>₱1,873,301</b>	₱1,005,381	(₱105,673)
Non-controlling interests	294,762	214,420	42,691
<b>Total</b>	<b>₱2,168,063</b>	₱1,219,801	(₱62,982)





Summarized consolidated statements of cash flows for the years ended December 31, 2017, 2016 and 2015:

	2017	2016	2015
		<i>(In Thousands)</i>	
Operating	₱3,234,915	₱1,609,347	₱975,177
Investing	(731,685)	(52,508)	(1,805,244)
Financing	(1,352,098)	(932,891)	(674,498)
Net increase (decrease) in cash and cash equivalents	₱1,151,132	₱623,948	(₱1,504,565)

Dividends paid in 2017, 2016 and 2015 to non-controlling interests amounted to ₱342.1 million, ₱311.7 million and ₱231.5, respectively.

*POSC*

On August 5, 2015, the remaining direct interest of the Parent Company in POSC was sold to PLC. As a result of the transaction, the Company recognized additional non-controlling interests amounting to ₱190.2 million and a credit to "Other reserves - transactions with non-controlling interest" amounting to ₱190.2 million in the equity section of the 2015 consolidated statement of financial position, gross of transactions costs amounting to ₱10.9 million. Accordingly, the non-controlling interests attributable to POSC are already included in the non-controlling interests attributable to PLC as at December 31, 2015.

### 3. Changes in Accounting Policies and Disclosures

The accounting policies adopted are consistent with those of the previous financial year, except that the Company has adopted the following new accounting pronouncements starting January 1, 2017. Adoption of these pronouncements did not have any significant impact on the Company's financial position or performance unless otherwise indicated.

- Amendments to PFRS 12, *Disclosure of Interests in Other Entities, Clarification of the Scope of the Standard (Part of Annual Improvements to PFRSs 2014 - 2016 Cycle)*

The amendments clarify that the disclosure requirements in PFRS 12, other than those relating to summarized financial information, apply to an entity's interest in a subsidiary, a joint venture or an associate (or a portion of its interest in a joint venture or an associate) that is classified (or included in a disposal group that is classified) as held for sale.

Adoption of these amendments did not have any impact on the Company's consolidated financial statements.

- Amendments to Philippine Accounting Standards (PAS) 7, *Statement of Cash Flows, Disclosure Initiative*

The amendments require entities to provide disclosure of changes in their liabilities arising from financing activities, including both changes arising from cash flows and non-cash changes (such as foreign exchange gains or losses).

The Company has provided the required information in Note 44 to the consolidated financial statements. As allowed under the transition provisions of the standard, the Company did not present comparative information for the year ended December 31, 2016.



- Amendments to PAS 12, *Income Taxes, Recognition of Deferred Tax Assets for Unrealized Losses*

The amendments clarify that an entity needs to consider whether tax law restricts the sources of taxable profits against which it may make deductions upon the reversal of the deductible temporary difference related to unrealized losses. Furthermore, the amendments provide guidance on how an entity should determine future taxable profits and explain the circumstances in which taxable profit may include the recovery of some assets for more than their carrying amount.

The Company applied the amendments retrospectively. The amendments has no effect on the Company's financial position and performance as the Company has no deductible temporary differences or assets that are in the scope of the amendments.

---

#### 4. Future Changes in Accounting Policies

Pronouncements issued but not yet effective are listed below. Unless otherwise indicated, the Company does not expect that the future adoption of the said pronouncements to have a significant impact on its consolidated financial statements. The Company intends to adopt the following pronouncements when they become effective.

*Effective beginning on or after January 1, 2018*

- Amendments to PFRS 2, *Share-based Payment, Classification and Measurement of Share-based Payment Transactions*

The amendments to PFRS 2 address three main areas: the effects of vesting conditions on the measurement of a cash-settled share-based payment transaction; the classification of a share-based payment transaction with net settlement features for withholding tax obligations; and the accounting where a modification to the terms and conditions of a share-based payment transaction changes its classification from cash settled to equity settled.

On adoption, entities are required to apply the amendments without restating prior periods, but retrospective application is permitted if elected for all three amendments and if other criteria are met. Early application of the amendments is permitted.

- PFRS 9, *Financial Instruments*

PFRS 9 reflects all phases of the financial instruments project and replaces PAS 39, *Financial Instruments: Recognition and Measurement*, and all previous versions of PFRS 9. The standard introduces new requirements for classification and measurement, impairment, and hedge accounting. Retrospective application is required but providing comparative information is not compulsory. For hedge accounting, the requirements are generally applied prospectively, with some limited exceptions.

The Company is still assessing the potential impact of adopting PFRS 9 in 2018.



- Amendments to PFRS 4, *Insurance Contracts*, Applying PFRS 9, *Financial Instruments*, with PFRS 4

The amendments address concerns arising from implementing PFRS 9, the new financial instruments standard before implementing the new insurance contracts standard. The amendments introduce two options for entities issuing insurance contracts: a temporary exemption from applying PFRS 9 and an overlay approach. The temporary exemption is first applied for reporting periods beginning on or after January 1, 2018. An entity may elect the overlay approach when it first applies PFRS 9 and apply that approach retrospectively to financial assets designated on transition to PFRS 9. The entity restates comparative information reflecting the overlay approach if, and only if, the entity restates comparative information when applying PFRS 9.

The amendments are not applicable to the Company since none of the entities within the Company have activities that are predominantly connected with insurance or issue insurance contracts.

- PFRS 15, *Revenue from Contracts with Customers*

PFRS 15 establishes a new five-step model that will apply to revenue arising from contracts with customers. Under PFRS 15, revenue is recognized at an amount that reflects the consideration to which an entity expects to be entitled in exchange for transferring goods or services to a customer. The principles in PFRS 15 provide a more structured approach to measuring and recognizing revenue.

The new revenue standard is applicable to all entities and will supersede all current revenue recognition requirements under PFRSs. Either a full retrospective application or a modified retrospective application is required for annual periods beginning on or after January 1, 2018. Early adoption is permitted.

The Company is still assessing the potential impact of adopting PFRS 15 in 2018.

- Amendments to PAS 28, *Measuring an Associate or Joint Venture at Fair Value* (Part of *Annual Improvements to PFRSs 2014 - 2016 Cycle*)

The amendments clarify that an entity that is a venture capital organization, or other qualifying entity, may elect, at initial recognition on an investment-by-investment basis, to measure its investments in associates and joint ventures at fair value through profit or loss. They also clarify that if an entity that is not itself an investment entity has an interest in an associate or joint venture that is an investment entity, the entity may, when applying the equity method, elect to retain the fair value measurement applied by that investment entity associate or joint venture to the investment entity associate's or joint venture's interests in subsidiaries. This election is made separately for each investment entity associate or joint venture, at the later of the date on which (a) the investment entity associate or joint venture is initially recognized; (b) the associate or joint venture becomes an investment entity; and (c) the investment entity associate or joint venture first becomes a parent. The amendments should be applied retrospectively, with earlier application permitted.



- Amendments to PAS 40, *Investment Property. Transfers of Investment Property*

The amendments clarify when an entity should transfer property, including property under construction or development into, or out of investment property. The amendments state that a change in use occurs when the property meets, or ceases to meet, the definition of investment property and there is evidence of the change in use. A mere change in management's intentions for the use of a property does not provide evidence of a change in use. The amendments should be applied prospectively to changes in use that occur on or after the beginning of the annual reporting period in which the entity first applies the amendments. Retrospective application is only permitted if this is possible without the use of hindsight.

- Philippine Interpretation International Financial Reporting Interpretations Committee (IFRIC)-22, *Foreign Currency Transactions and Advance Consideration*

The interpretation clarifies that, in determining the spot exchange rate to use on initial recognition of the related asset, expense or income (or part of it) on the derecognition of a non-monetary asset or non-monetary liability relating to advance consideration, the date of the transaction is the date on which an entity initially recognizes the non-monetary asset or non-monetary liability arising from the advance consideration. If there are multiple payments or receipts in advance, then the entity must determine a date of the transactions for each payment or receipt of advance consideration. Entities may apply the amendments on a fully retrospective basis. Alternatively, an entity may apply the interpretation prospectively to all assets, expenses and income in its scope that are initially recognized on or after the beginning of the reporting period in which the entity first applies the interpretation or the beginning of a prior reporting period presented as comparative information in the financial statements of the reporting period in which the entity first applies the interpretation.

*Effective beginning on or after January 1, 2019*

- Amendments to PFRS 9, *Prepayment Features with Negative Compensation*

The amendments to PFRS 9 allow debt instruments with negative compensation prepayment features to be measured at amortized cost or fair value through other comprehensive income. An entity shall apply these amendments for annual reporting periods beginning on or after January 1, 2019. Earlier application is permitted.

- PFRS 16, *Leases*

PFRS 16 sets out the principles for the recognition, measurement, presentation and disclosure of leases and requires lessees to account for all leases under a single on-balance sheet model similar to the accounting for finance leases under PAS 17, *Leases*. The standard includes two recognition exemptions for lessees – leases of 'low-value' assets (e.g., personal computers) and short-term leases (i.e., leases with a lease term of 12 months or less). At the commencement date of a lease, a lessee will recognize a liability to make lease payments (i.e., the lease liability) and an asset representing the right to use the underlying asset during the lease term (i.e., the right-of-use asset). Lessees will be required to separately recognize the interest expense on the lease liability and the depreciation expense on the right-of-use asset.

Lessees will be also required to remeasure the lease liability upon the occurrence of certain events (e.g., a change in the lease term, a change in future lease payments resulting from a change in an index or rate used to determine those payments). The lessee will generally recognize the amount of the remeasurement of the lease liability as an adjustment to the right-of-use asset.



Lessor accounting under PFRS 16 is substantially unchanged from today's accounting under PAS 17. Lessors will continue to classify all leases using the same classification principle as in PAS 17 and distinguish between two types of leases: operating and finance leases.

PFRS 16 also requires lessees and lessors to make more extensive disclosures than under PAS 17.

Early application is permitted, but not before an entity applies PFRS 15. A lessee can choose to apply the standard using either a full retrospective or a modified retrospective approach. The standard's transition provisions permit certain reliefs.

The Company is currently assessing the impact of adopting PFRS 16.

- Amendments to PAS 28, *Long-term Interests in Associates and Joint Ventures*

The amendments to PAS 28 clarify that entities should account for long-term interests in an associate or joint venture to which the equity method is not applied using PFRS 9. An entity shall apply these amendments for annual reporting periods beginning on or after January 1, 2019. Earlier application is permitted.

- Philippine Interpretation IFRIC-23, *Uncertainty over Income Tax Treatments*

The interpretation addresses the accounting for income taxes when tax treatments involve uncertainty that affects the application of PAS 12 and does not apply to taxes or levies outside the scope of PAS 12, nor does it specifically include requirements relating to interest and penalties associated with uncertain tax treatments.

The interpretation specifically addresses the following:

- Whether an entity considers uncertain tax treatments separately
- The assumptions an entity makes about the examination of tax treatments by taxation authorities
- How an entity determines taxable profit (tax loss), tax bases, unused tax losses, unused tax credits and tax rates
- How an entity considers changes in facts and circumstances

An entity must determine whether to consider each uncertain tax treatment separately or together with one or more other uncertain tax treatments. The approach that better predicts the resolution of the uncertainty should be followed.

The Company is currently assessing the impact of adopting this interpretation.

#### *Deferred effectivity*

- Amendments to PFRS 10 and PAS 28, *Sale or Contribution of Assets between an Investor and its Associate or Joint Venture*

The amendments address the conflict between PFRS 10 and PAS 28 in dealing with the loss of control of a subsidiary that is sold or contributed to an associate or joint venture. The amendments clarify that a full gain or loss is recognized when a transfer to an associate or joint venture involves a business as defined in PFRS 3, *Business Combinations*. Any gain or loss resulting from the sale or contribution of assets that does not constitute a business, however, is recognized only to the extent of unrelated investors' interests in the associate or joint venture.



On January 13, 2016, the Financial Reporting Standards Council deferred the original effective date of January 1, 2016 of the said amendments until the International Accounting Standards Board (IASB) completes its broader review of the research project on equity accounting that may result in the simplification of accounting for such transactions and of other aspects of accounting for associates and joint ventures.

---

## 5. Summary of Significant Accounting Policies

### Current versus Noncurrent Classification

The Company presents assets and liabilities in the consolidated statement of financial position based on current or noncurrent classification. An asset is classified as current when it is:

- Expected to be realized or intended to be sold or consumed in normal operating cycle;
- Held primarily for the purpose of trading;
- Expected to be realized within twelve months after the reporting period; or,
- Cash or cash equivalent unless restricted from being exchanged or used to settle a liability for at least twelve months after the reporting period.

All other assets are classified as noncurrent.

A liability is classified as current when it is:

- Expected to be settled in its normal operating cycle;
- Held primarily for the purpose of trading;
- Expected to be settled within twelve months after the reporting period; or,
- There is no unconditional right to defer settlement of the liability for at least twelve months after the reporting period.

The Company classifies all other liabilities as noncurrent.

Deferred tax assets and liabilities are classified as noncurrent assets and liabilities.

### Cash and Cash Equivalents

Cash includes cash on hand and in banks. Cash in banks earns interest at the prevailing bank deposit rates.

Cash equivalents are short-term, highly liquid investments that are readily convertible to known amounts of cash with original maturity of three months or less from date of acquisition and are subject to an insignificant risk of change in value.

### Fair Value Measurement

Fair value is the price that would be received to sell an asset or paid to transfer a liability in an orderly transaction between market participants at the measurement date. The fair value measurement is based on the presumption that the transaction to sell the asset or transfer the liability takes place either:

- In the principal market for the asset or liability; or
- In the absence of a principal market, in the most advantageous market for the asset or liability

The principal or the most advantageous market must be accessible by the Company.



The fair value of an asset or a liability is measured using the assumptions that market participants would use when pricing the asset or liability, assuming that market participants act in their economic best interest.

A fair value measurement of a non-financial asset takes into account a market participant's ability to generate economic benefits by using the asset in its highest and best use or by selling it to another market participant that would use the asset in its highest and best use.

The Company uses valuation techniques that are appropriate in the circumstances and for which sufficient data are available to measure fair value, maximizing the use of relevant observable inputs and minimizing the use of unobservable inputs.

All assets and liabilities for which fair value is measured or disclosed in the financial statements are categorized within the fair value hierarchy, described as follows, based on the lowest level of input that is significant to the fair value measurement as a whole:

- Level 1 - Quoted (unadjusted) market prices in active markets for identical assets or liabilities
- Level 2 - Valuation techniques for which the lowest level of input that is significant to the fair value measurement is directly or indirectly observable
- Level 3 - Valuation techniques for which the lowest level of input that is significant to the fair value measurement is unobservable.

For assets and liabilities that are recognized in the consolidated financial statements on a recurring basis, the Company determines whether transfers have occurred between levels in the hierarchy by re-assessing categorization (based on the lowest level of input that is significant to the fair value measurement as a whole) at the end of each reporting period.

The Company's management determines the policies and procedures for both recurring and nonrecurring fair value measurements.

For the purpose of fair value disclosures, the Company has determined classes of assets and liabilities on the basis of the nature, characteristics and risks of the asset or liability and the level of the fair value hierarchy as explained above.

#### "Day 1" Difference

When the transaction price in a non-active market is different from the fair value of other observable current market transactions in the same instrument or based on a valuation technique whose variables include only data from observable market, the Company recognizes the difference between the transaction price and fair value (a "Day 1" difference) in profit or loss unless it qualifies for recognition as some other type of asset. In cases where use is made of data which is not observable, the difference between the transaction price and model value is only recognized in profit or loss when the inputs become observable or when the instrument is derecognized. For each transaction, the Company determines the appropriate method of recognizing the "Day 1" difference amount.

#### Financial Instruments - Initial Recognition and Subsequent Measurement

A financial instrument is any contract that gives rise to a financial asset of one entity and a financial liability or equity instrument of another entity.



## Financial Assets

*Date of Recognition of Financial Assets.* The Company recognizes financial assets in the consolidated statement of financial position when it becomes a party to the contractual provisions of the instrument. Purchases or sales of financial assets that require delivery of assets within a time frame established by regulation or convention in the marketplace (regular way trades) are recognized on trade date, i.e., the date the Company commits to purchase or sell the asset.

*Initial Recognition of Financial Assets.* Financial assets are recognized initially at fair value plus, in the case of investments not at fair value through profit or loss (FVPL), transaction costs that are directly attributable to the acquisition of the financial asset.

*Categories of Financial Assets and Subsequent Measurement.* Financial assets, at initial recognition, are classified as financial assets at FVPL, loans and receivables, held-to-maturity (HTM) investments, AFS financial assets or as derivatives designated as hedging instruments in an effective hedge, as appropriate. The Company determines the classification of its financial assets at initial recognition and, where allowed and appropriate, re-evaluates such classification every financial reporting date.

As at December 31, 2017 and 2016, the Company has no HTM investments and derivatives designated as hedging instruments.

- Financial assets at FVPL

Financial assets at FVPL include financial assets held for trading and financial assets designated upon initial recognition at fair value through profit or loss. Financial assets are classified as held for trading if they are acquired for the purpose of selling or repurchasing in the near term. Derivatives, including separated embedded derivatives, are also classified as held for trading unless they are designated as effective hedging instruments as defined by PAS 39.

Financial assets at FVPL are carried in the consolidated statement of financial position at fair value with net changes in fair value presented as “Unrealized marked-to-market gain” account (positive net changes in fair value) or “Unrealized marked-to-market loss” (negative net changes in fair value) in the profit or loss. Interest earned or incurred is recorded as interest income or expense, respectively, while dividend income is recorded as other income according to the terms of the contract, or when the right of payment has been established.

Derivatives embedded in host contracts are accounted for as separate derivatives and recorded at fair value if their economic characteristics and risks are not closely related to those of the host contracts and the host contracts are not held for trading or designated at fair value through profit or loss. These embedded derivatives are measured at fair value with changes in the fair value recognized in profit or loss. Remeasurement only occurs if there is either a change in the terms of the contract that significantly modifies the cash flows that would otherwise be required or a reclassification of a financial asset out of the fair value through profit or loss.

The Company evaluates its financial assets at FVPL (held for trading) whether the intent to sell them in the near term is appropriate. When the Company is unable to trade these financial assets due to inactive markets and management’s intent to sell them in the foreseeable future significantly change, the Company may elect to reclassify these financial assets in rare circumstances. The reclassification to loans and receivables, AFS financial assets or HTM investments depends on the nature of the asset. This evaluation does not affect any financial assets designated at FVPL using the fair value option at designation.





The Company's financial assets held for trading consist of quoted equity instruments and club shares shown under "Investments held for trading" account in the consolidated statements of financial position.

- Loans and Receivables

Loans and receivables are non-derivative financial assets with fixed or determinable payments that are not quoted in an active market. These are not entered into with the intention of immediate or short-term resale and are not designated as financial assets at FVPL or AFS financial assets. After initial measurement, loans and receivables are carried at amortized cost using the effective interest rate (EIR) method, less any impairment in value. Amortized cost is calculated by taking into account any discount or premium on acquisition and fees or costs that are not integral part of the EIR. Gains and losses are recognized in profit or loss when the loans and receivables are derecognized or impaired, as well as through the amortization process.

Loans and receivables are classified as current assets when the Company expects to realize the asset within 12 months from reporting date. Otherwise, these are classified as noncurrent assets.

This category includes the Company's cash and cash equivalents, receivables, finance lease receivable, deposits (presented as part of "Other current assets" account and "Other noncurrent assets" account), guarantee bonds (presented as part of "Other noncurrent assets" account) and advances to associates (presented as part of "Investments in and advances to associates" account) in the consolidated statement of financial position.

- AFS Financial Assets

AFS financial assets are non-derivative financial assets that are designated as AFS or do not qualify to be classified as loans and receivables, financial assets at FVPL or HTM investments. AFS financial assets include equity investments. Equity investments classified as AFS are those which are intended to be held for an indefinite period of time and are neither classified as held for trading nor designated as at FVPL. Debt securities in this category are those that are intended to be held for an indefinite period of time and may be sold in response to needs for liquidity or in response to changes in the market conditions.

After initial measurement, AFS financial assets are subsequently measured at fair value with unrealized gains or losses recognized under other comprehensive income until the financial asset is derecognized or determined to be impaired at which time the accumulated gains or losses previously reported under other comprehensive income are reclassified to profit or loss. Interest earned whilst holding AFS financial assets is reported as interest income using effective interest rate method. AFS financial assets that are not quoted in an active market and whose fair value cannot be measured reliably are measured at cost, being the fair value of the consideration paid for the acquisition of the investment. All transaction costs directly attributable to the acquisition are also included in the cost of investment. If a reliable measure ceases to be available, AFS financial assets are thereafter measured at cost, which is deemed to be the fair value carrying amount at that date. Assets under this category are classified as current assets if expected to be realized within 12 months from reporting date. Otherwise, these are classified as noncurrent assets.

The Company designates financial instruments as AFS if they are purchased and held indefinitely and may be sold in response to liquidity requirements or changes in market conditions.



This category includes the Company's investments in quoted and unquoted equity securities shown under "Available-for-sale financial assets" account in the consolidated statements of financial position.

### Financial Liabilities

*Date of Recognition of Financial Liabilities.* The Company recognizes financial liabilities in the consolidated statement of financial position when it becomes a party to the contractual provisions of the instrument.

*Initial Recognition of Financial Liabilities.* Financial liabilities are recognized initially at fair value of the consideration received which is determined by reference to the transaction price or other market prices, and in the case of other financial liabilities, inclusive of any directly attributable transaction costs. If such market prices are not reliably determinable, the fair value of the consideration is estimated as the sum of all future cash payments or receipts, discounted using the prevailing market rates of interest for similar instruments with similar maturities.

*Categories of Financial Liabilities and Subsequent Measurement.* Financial liabilities are classified as financial liabilities at FVPL, other financial liabilities which are measured at amortized cost or as derivatives designated as hedging instruments in an effective hedge, as appropriate. The Company determines the classification of its financial liabilities at initial recognition and, where allowed and appropriate, re-evaluates such classification every financial reporting date.

As at December 31, 2017 and 2016, the Company has no financial liabilities classified as FVPL and derivatives designated as hedging instruments.

#### ▪ Other Financial Liabilities

This category pertains to financial liabilities that are not held for trading or not designated as at FVPL upon the inception of the liability where the substance of the contractual arrangements results in the Company having an obligation either to deliver cash or another financial asset to the holder, or to exchange financial assets or financial liabilities with the holder under conditions that are potentially unfavorable to the Company. These include liabilities arising from operations or borrowings.

After initial recognition, other financial liabilities are subsequently measured at amortized cost using the EIR method. Amortized cost is calculated by taking into account any discount or premium on acquisition and fees or costs that are an integral part of the EIR. Gains and losses are recognized in profit or loss in the consolidated statement of comprehensive income when the liabilities are derecognized as well as through the amortization process. Other financial liabilities are included in current liabilities if maturity is within 12 months from the reporting date or the Company does not have an unconditional right to defer payment for at least 12 months from the reporting date. Otherwise, these are classified as noncurrent liabilities.

As at December 31, 2017 and 2016, this category includes the Company's trade and other current liabilities (excluding customers' deposits, unearned income, statutory payables and other liabilities to the government), loans payable, nontrade liability, obligations under finance lease, refundable deposits, installment payable and long-term debt.



Offsetting of Financial Assets and Financial Liabilities

Financial assets and financial liabilities are offset and the net amount is reported in the consolidated statement of financial position if, and only if, there is a currently enforceable right to offset the recognized amounts and there is intention to settle on a net basis, or to realize the asset and settle the liability simultaneously. The Company assesses that it has a currently enforceable right of offset if the right is not contingent on a future event, and is legally enforceable in the normal course of business, event of default, and event of insolvency or bankruptcy of the Company and all of the counterparties.

Classification of Financial Instruments between Liability and Equity

A financial instrument is classified as liability if it provides for a contractual obligation to:

- deliver cash or another financial asset to another entity; or
- exchange financial assets or financial liabilities with another entity under conditions that are potentially unfavorable to the Company; or
- satisfy the obligation other than by the exchange of a fixed amount of cash or another financial asset for a fixed number of own equity shares.

If the Company does not have an unconditional right to avoid delivering cash or another financial asset to settle its contractual obligation, the obligation meets the definition of a financial liability.

Impairment of Financial Assets

The Company assesses at each reporting date whether there is any objective evidence that a financial asset or a group of financial assets is impaired. A financial asset or a group of financial assets is deemed to be impaired if, and only if, there is objective evidence of impairment as a result of one or more events that has occurred after the initial recognition of the asset (an incurred "loss event") and that loss event has an impact on the estimated future cash flows of the financial asset or the group of financial assets that can be reliably estimated. Evidence of impairment may include indications that the debtors or a group of debtors is experiencing significant financial difficulty, default or delinquency in interest or principal payments, the probability that they will enter bankruptcy or other financial reorganization and where observable data indicate that there is a measurable decrease in the estimated future cash flows such as changes in arrears or economic conditions that correlate with defaults.

*Financial Assets Carried at Amortized Cost.* For financial assets carried at amortized cost, the Company first assesses whether objective evidence of impairment exists individually for financial assets that are individually or collectively significant for financial assets that are not individually significant. If there is objective evidence that an impairment loss has been incurred, the amount of the loss is measured as the difference between the asset's carrying amount and the present value of estimated future cash flows discounted at the financial asset's original effective interest rate. The carrying amount of the financial asset is reduced through use of an allowance account and the amount of the loss is recognized in profit or loss in the consolidated statement of comprehensive income. Loans and receivables, together with the associated allowance are written off when there is no realistic prospect of future recovery and all collateral has been realized or has been transferred to the Company. Interest income continues to be accrued on the reduced carrying amount based on the effective interest rate of the asset.

If it is determined that no objective evidence of impairment exists for an individually assessed financial asset, whether significant or not, the asset is included in a group of financial assets with similar credit risk characteristics and that group of financial assets is collectively assessed for impairment. Assets that are individually assessed for impairment and for which an impairment loss is or continues to be recognized are not included in a collective assessment of impairment.



The Company provides an allowance for loans and receivables which they deemed to be uncollectible despite the Company's continuous effort to collect such balances from the respective customers. The Company considers those past due receivables as still collectible if they become past due only because of a delay on the fulfillment of certain conditions as agreed in the contract and not due to incapability of the customers to fulfill their obligation. However, for those receivables associated with pre-terminated contracts, the Company directly writes them off from the account since there is no realistic prospect of future recovery.

If, in a subsequent period, the amount of the impairment loss increases or decreases because of an event occurring after the impairment was recognized, the previously recognized impairment loss is increased or reduced by adjusting the allowance account. If a write-off is later recovered, the recovery is credited to other income in the profit or loss. Any subsequent reversal of an impairment loss is recognized in profit or loss in the consolidated statement of comprehensive income, to the extent that the carrying value of the asset does not exceed its amortized cost at the reversal date.

*AFS Financial Assets.* For equity investments classified as AFS financial assets, the Company assesses at each reporting date whether there is objective evidence that an investment or a group of investments is impaired.

The evidence of impairment for equity securities classified as AFS financial assets would include a significant or prolonged decline in fair value of investments below its cost. "Significant" is to be evaluated against the original cost of the investment and "prolonged" against the period in which the fair value has been below its original cost. When there is evidence of impairment, the cumulative loss (measured as the difference between the acquisition cost and the current fair value, less any impairment loss on that investment previously recognized in the consolidated statement of income) is removed from other comprehensive income and recognized in the profit or loss. Impairment losses on equity investments are not reversed through profit or loss. Increases in their fair value after impairment are recognized directly in other comprehensive income.

The determination of what is "significant" or "prolonged" required judgment. In making this judgment, the Company evaluates, among other factors, the duration or extent to which the fair value of an investment is less than its cost. In the case of debt instruments classified as AFS, the impairment is assessed based on the same criteria as financial assets carried at amortized cost. However, the amount recorded for impairment is the cumulative loss measured as the difference between the amortized cost and the current fair value, less any impairment loss on that investment previously recognized in the profit or loss.

*Financial Asset Carried at Cost.* If there is objective evidence that an impairment loss on an unquoted equity instrument that is not carried at fair value because its fair value cannot be reliably measured, or on a derivative asset that is linked to and must be settled by delivery of such an unquoted equity instrument has been incurred, the amount of the loss is measured as the difference between the asset's carrying amount and the present value of estimated future cash flows discounted at the current market rate of return for a similar financial asset.



#### Derecognition of Financial Assets and Financial Liabilities

*Financial Assets.* A financial asset (or, where applicable, a part of a financial asset or part of a group of similar financial assets) is derecognized when:

- the rights to receive cash flows from the assets have expired; or
- the Company has transferred its rights to receive cash flows from the asset or has assumed an obligation to pay the received cash flows in full without material delay to a third party under a “pass through” arrangement; and either (a) the Company has transferred substantially all the risks and rewards of the asset or (b) the Company has neither transferred nor retained substantially all the risks and rewards of the asset, but has transferred control of the asset.

When the Company has transferred its rights to receive cash flows from an asset or has entered into a “pass-through” arrangement, it evaluates if and to what extent it has retained the risks and rewards of ownership. When it has neither transferred nor retained substantially all the risks and rewards of the asset, nor transferred control of the asset, the asset is recognized to the extent of the Company’s continuing involvement in the asset. In that case, the Company also recognizes an associated liability. The transferred asset and the associated liability are measured on a basis that reflects the rights and obligations that the Company has retained. Continuing involvement that takes the form of a guarantee over the transferred asset is measured at the lower of the original carrying amount of the asset and the maximum amount of consideration that the Company could be required to repay.

*Financial Liabilities.* A financial liability is derecognized when the obligation under the liability is discharged or cancelled or has expired.

When an existing financial liability is replaced by another from the same lender on substantially different terms, or the terms of an existing liability are substantially modified, such an exchange or modification is treated as a derecognition of the original liability and the recognition of a new liability, and the difference in the respective carrying amounts is recognized in profit or loss in the consolidated statement of comprehensive income.

#### Real Estate for Sale and Land Held for Development

Property acquired or being constructed for sale in the ordinary course of business, rather than held for rental or capital appreciation, is considered as inventory and is measured at the lower of cost and net realizable value (NRV).

Cost includes land acquisition cost, amounts paid to contractors for construction and development, planning and design costs, costs of site preparation, professional fees, property transfer taxes, construction overheads and other related costs. Non-refundable commissions paid to sales or marketing agents on the sale of real estate units are expensed when incurred.

NRV is the estimated selling price in the ordinary course of the business, based on market prices at the reporting date and discounted for the time value of money if material, less costs to complete and the estimated costs of sale. The cost of inventory property recognized in profit or loss on disposal is determined with reference to the specific costs incurred on the property sold and allocation of any non-specific costs based on the relative size of the property sold. NRV in respect of land under development is assessed with reference to market prices at the reporting date for similar completed property, less estimated costs to complete construction and less an estimate of the time value of money to the date of completion.



Investments in Associates

An associate is an entity in which the Company has significant influence and which is neither a subsidiary nor a joint venture. Significant influence is the power to participate in the financial and operating policy decisions of the investee, but is not control or joint control over those policies. The considerations made in determining significant influence or control are similar to those necessary to determine control over subsidiaries. Investments in associates are accounted for under the equity method.

Under the equity method, the investments in associates are initially recognized at cost. The carrying amount of the investment is adjusted to recognize changes in the Company's share of net assets of the associates since their respective acquisition dates. Goodwill relating to the associates is included in the carrying amount of the investments and is not tested for impairment individually.

The profit or loss in the consolidated statement of comprehensive income reflects the Company's share of the results of operations of the associates. Any change in OCI of those investees is presented as part of the Company's OCI. In addition, when there has been a change recognized directly in the equity of the associates, the Company recognizes its share of any changes and discloses this, when applicable, as part of other comprehensive income and in the consolidated statement of changes in equity. Unrealized gains and losses resulting from transactions between the Company and the associates are eliminated to the extent of the interest in the associates.

The aggregate of the Company's share in income or loss of associates is shown on the face of the consolidated statement of comprehensive income. This is the income or loss attributable to equity holders of the associates and therefore is income or loss after tax and non-controlling interest in the subsidiaries of the associates.

If the Company's share of losses of an associate equals or exceeds the carrying amount of an investment, the Company discontinues including its share of further losses. After the Company's investment is reported at zero value, additional losses are provided for and a liability is recognized only to the extent that the Company has incurred legal or constructive obligations or made payments on behalf of the associate. If the associate subsequently reports profits, the Company resumes recognizing its share of those profits only after its share of the profits exceeds the share of net losses not recognized.

After application of the equity method, the Company determines whether it is necessary to recognize an additional impairment loss on the Company's investment in its associates. The Company determines at each reporting date whether there is any objective evidence that each of the investment in associates is impaired. If such evidence exists, the Company calculates the amount of impairment as the difference between the recoverable amount of the investment in associate and its carrying value and recognizes the loss in profit or loss in the consolidated statement of comprehensive income.

Upon loss of significant influence over the associate, the Company measures and recognizes any retained investment at its fair value. Any difference between the carrying amount of the investment in associates upon loss of significant influence and the fair value of the retained investment and proceeds from disposal is recognized in profit or loss in the consolidated statement of comprehensive income.

The financial statements of the associates are prepared for the same reporting period as the Parent Company. When necessary, adjustments are made to bring the accounting policies in line with those of the Company.



### Investment Properties

Investment properties comprise of land held to earn rentals or for capital appreciation or both. Property held under a lease is classified as investment property when the definition of an investment property is met. Investment property is measured initially at cost including transaction costs. Transaction costs include transfer taxes, professional fees for legal services and initial leasing commissions to bring the property to the condition necessary for it to be capable of operating. The carrying amount also includes the cost of replacing part of an existing investment property at the time that cost is incurred if the recognition criteria are met and excludes the costs of day to day servicing of an investment property. Subsequent to initial recognition, investment properties are stated at cost less accumulated impairment, if any.

Investment property is derecognized when either they have been disposed of or when the investment property is permanently withdrawn from use and no future economic benefit is expected from its disposal. Any gains or losses, which are the difference between the net disposal proceeds and the carrying amount of the investment property, on the retirement or disposal, are recognized in profit or loss in the consolidated statement of comprehensive income in the year of retirement or disposal.

Transfers are made to investment property when, and only when, there is a change in use, evidenced by ending of owner-occupation or commencement of an operating lease to another party. If owner occupied property becomes an investment property, the Company accounts for such property in accordance with policy stated under property and equipment up to the date of the change in use. Transfers are made from investment property when, and only when, there is a change in use, evidenced by commencement of owner-occupation or commencement of development with a view to sale, the deemed cost of the subsequent accounting is the fair value of the date of change in use.

### Business Combinations

Business combinations are accounted for using the acquisition method except for business combinations under common control in which an accounting similar to pooling of interest method is used. Business combinations under common control are those in which all of the combining entities or businesses are controlled by the same party or parties both before and after the business combination, and that control is not transitory. Under the acquisition method, the cost of an acquisition is measured as the aggregate of the consideration transferred, measured at acquisition date fair value and the amount of any non-controlling interest in the acquiree. For each business combination, the acquirer measures the non-controlling interest in the acquiree either at fair value or at the proportionate share of the acquiree's identifiable net assets. Acquisition-related costs incurred are expensed and included in "General and administrative expenses" account in the consolidated statement of comprehensive income.

For accounting similar to pooling of interest method, the assets, liabilities and equity of the acquired companies for the reporting period in which the common control business combinations occur, and for any comparative periods presented, are included in the consolidated financial statements of the Company at their carrying amounts as if the combinations had occurred from the date when the acquired companies first became under the control of the Company. The excess of the cost of business combinations over the net carrying amounts of the assets and liabilities of the acquired companies is recognized under "Excess of acquisition cost over net assets of acquired subsidiaries" account in the equity section of the consolidated statement of financial position.

When the Company acquires a business, it assesses the financial assets and liabilities assumed for appropriate classification and designation in accordance with the contractual terms, economic circumstances and pertinent conditions as at the acquisition date. This includes the separation of embedded derivatives in host contracts by the acquiree.



If the business combination is achieved in stages, any previously held equity interest is remeasured at its acquisition date fair value and any resulting gain or loss is recognized in profit or loss. It is then considered in the determination of goodwill.

Any contingent consideration to be transferred by the acquirer will be recognized at fair value at the acquisition date. Contingent consideration classified as an asset or liability that is a financial instrument and within the scope of PAS 39 is measured at fair value with changes in fair value recognized in profit or loss or as a change to other comprehensive income. If the contingent consideration is not within the scope of PAS 39, it is measured at fair value at each reporting date with the changes in fair value recognized in profit or loss. If the contingent consideration is classified as equity, it should not be remeasured, and subsequent settlement is accounted for within equity.

#### Goodwill

Goodwill acquired in a business combination is initially measured at cost (being the excess of the aggregate of the consideration transferred and the amount recognized for non-controlling inter costs and any previous interest held over the net identifiable assets acquired and liabilities assumed). If the fair value of the net assets acquired is in excess of the aggregate consideration transferred, the Company re-assesses whether it has correctly identified all of the assets acquired and all of the liabilities assumed and reviews the procedures used to measure the amounts to be recognized at the acquisition date. If the reassessment still results in an excess of the fair value of net assets acquired over the aggregate consideration transferred, then the gain is recognized in profit or loss as part of the consolidated statement of comprehensive income.

If the initial accounting for a business combination is incomplete by the end of the reporting period in which the combination occurs, the Company measures in its consolidated financial statements provisional amounts for the items for which the accounting is incomplete. During the measurement period, the Company retrospectively adjusts the provisional amounts recognized at the acquisition date to reflect new information obtained about facts and circumstances that existed as of the acquisition date and, if known, would have affected the measurement of the amounts recognized as of that date. During the measurement period, the Company also recognizes additional assets or liabilities if new information is obtained about facts and circumstances that existed as of the acquisition date and, if known, would have resulted in the recognition of those assets and liabilities as of that date. The measurement period ends as soon as the Company receives the information it was seeking about facts and circumstances that existed as of the acquisition date or learns that more information is not obtainable. The measurement period does not exceed one year from the acquisition date.

After initial recognition, goodwill is measured at cost less any accumulated impairment losses.

For the purpose of impairment testing, goodwill acquired in a business combination is, from the acquisition date, allocated to each of the Company's cash generating units, or group of cash generating units that are expected to benefit from the synergies of the combination, irrespective of whether other assets or liabilities of the acquiree are assigned to those units or group of units. Each unit or group of units to which the goodwill is so allocated:

- represents the lowest level within the Company at which the goodwill is monitored for internal management purposes; and
- is not larger than an operating segment or determined in accordance with PFRS 8, *Operating Segment*.





Impairment is determined by assessing the recoverable amount of the cash generating unit or group of cash generating units, to which the goodwill relates. When the recoverable amount of the cash generating unit or group of cash generating units is less than the carrying amount, an impairment loss is recognized. Impairment loss with respect to goodwill cannot be reversed in future periods.

The Company bases its impairment calculation on detailed budgets and forecast calculations which are prepared separately for each of the Company's CGU to which the goodwill is allocated. These budgets and forecasts calculations generally cover a period of five years. A long-term growth rate is calculated and applied to projected future cash flows after the fifth year.

When goodwill forms part of a cash generating unit or group of cash generating units and part of the operations within the unit is disposed of, the goodwill associated with the operation disposed of is included in the carrying amount of the operation when determining the gain or loss on disposal of operation. Goodwill disposed of in this circumstance is measured based on the relative values of the operation disposed and the portion of the cash-generating unit retained.

When business combination involves more than one exchange transaction (occurs in stages), each exchange transaction is treated separately by the Company, using the cost of transaction and fair value information at the date of each exchange transactions, to determine the amount of goodwill associated with that transaction. Any adjustment to fair value relating to the previously held interest is a revaluation and is accounted for as such.

When subsidiaries are sold, the difference between the selling price and the net assets plus goodwill is recognized in profit or loss.

#### Property and Equipment

Property and equipment, except land, are stated at cost net of accumulated depreciation and accumulated impairment losses, if any. Such cost includes of the cost of replacing part of the property and equipment and borrowing costs for long term construction projects if the recognition criteria are met. When significant parts of plant and equipment are required to be replaced at intervals, the Company depreciates them separately based on their specific useful lives. Likewise, when a major inspection is performed, its cost is recognized in the carrying amount of the property and equipment as a replacement if the recognition criteria are satisfied. All other repair and maintenance costs are charged against profit or loss in the consolidated statement of comprehensive income as incurred. Land is carried at cost net of accumulated impairment losses, if any.

Depreciation is computed using the straight-line method over the following estimated useful lives of the assets:

Lottery equipment	4-10 years or term of lease, whichever is shorter
Leasehold improvements	15 years or the term of the lease, whichever is shorter
Machinery and equipment	5 years
Condominium units and improvements	17 years
Transportation equipment	4-5 years or the term of the lease, whichever is shorter
Office furniture, fixtures and equipment	3-5 years

The residual values, useful lives and methods of depreciation of property and equipment are reviewed at each financial year-end and adjusted prospectively, if appropriate.



Construction-in-progress represents property and equipment under construction and is stated at cost. This includes cost of construction and other direct costs. Construction-in-progress is transferred to the related property and equipment when the construction or installation and related activities necessary to prepare the property and equipment for their intended use have been completed. Construction-in-progress is not depreciated until such time that assets are completed and available for use.

An item of property and equipment and any significant part initially recognized is derecognized upon disposal or when no future economic benefits are expected from its use or disposal. Any gain or loss arising on derecognition of the asset (calculated as the difference between the net disposal proceeds and the carrying amount of the asset) is included in profit or loss in the consolidated statement of comprehensive income in the year the asset is derecognized.

Fully depreciated property and equipment are retained in the accounts until they are no longer in use.

#### Intangible Assets

Intangible assets acquired separately are measured on initial recognition at cost. The cost of intangible assets acquired in a business combination is the fair value as at the date of acquisition. Following initial recognition, intangible assets are carried at cost less any accumulated amortization and accumulated impairment losses. Internally generated intangible assets, excluding capitalized development costs, are not capitalized and the related expenditure is reflected in the consolidated statement of comprehensive income in the year the expenditure is incurred.

The useful lives of intangible assets are assessed as either finite or indefinite. Intangible assets with finite lives are amortized over the useful economic life and assessed for impairment whenever there is an indication that the intangible asset may be impaired. The amortization period and the amortization method for an intangible asset with a finite useful life are reviewed at least at the end of each reporting period. Changes in the expected useful life or the expected pattern of consumption of future economic benefits embodied in the asset are considered to modify the amortization period or method, as appropriate, and are treated as changes in accounting estimates. The amortization expense on intangible assets with finite lives is recognized in the consolidated statement of comprehensive income in the expense category consistent with the function of intangible assets.

Intangible assets with indefinite useful lives are not amortized, but are tested for impairment annually, either individually or at the cash-generating unit level. The assessment of indefinite life is reviewed annually to determine whether the indefinite life continues to be supportable. If not, the change in the useful life from the indefinite to finite is made on a prospective basis.

Gains or losses arising from derecognition of an intangible asset are measured as the difference between the net disposal proceeds and the carrying amount of the asset and are recognized in the consolidated statement of comprehensive income when the asset is derecognized.

The Company made upfront payments to purchase a license. The license has been granted for a period of 18.6 years, renewable for another 25 years, by the relevant government agency. The license was assessed as having a finite life and is amortized on a straight line basis over the period of the license, i.e., 43.6 years.



Instant Scratch Tickets, Spare Parts and Supplies

Instant scratch tickets, spare parts and supplies are included under "Other current assets" account in the consolidated statement of financial position. Instant scratch tickets are valued at cost, less any impairment loss. Spare parts and supplies are valued at the lower of cost and net realizable value. Cost, which includes all costs attributable to acquisition, is determined using the first-in, first-out method. Net realizable value of spare parts and supplies is its current replacement cost.

Impairment of Nonfinancial Assets (excluding Goodwill)

The Company assesses at each reporting date whether there is an indication that investments in associates, investment properties, property and equipment and intangible asset may be impaired. If any such indication exists and when annual impairment testing for an asset is required, the Company makes an estimate of the asset's recoverable amount. An asset's recoverable amount is the higher of an asset's or cash-generating unit's (CGU) fair value less costs to sell and its value in use. The recoverable amount is determined for an individual asset, unless the asset does not generate cash inflows that are largely independent of those from other assets or groups of assets. When the carrying amount of an asset or CGU exceeds its recoverable amount, the asset is considered impaired and is written down to its recoverable amount. In determining fair value less costs to sell, recent market transactions are taken into account. If no such transactions can be identified, an appropriate valuation model is used. These calculations are corroborated by valuation multiples and other available fair value indicators. In assessing value in use, the estimated future cash flows are discounted to their present value using a pretax discount rate that reflects current market assessments of the time value of money and the risks specific to the asset.

Any impairment loss is recognized in profit or loss in the consolidated statement of comprehensive income in those expense categories consistent with the function of the impaired assets.

For asset excluding goodwill, an assessment is made at each reporting date to determine whether there is an indication that previously recognized impairment losses no longer exist or have decreased. If such indication exists, the Company makes an estimate of the asset's or CGU's recoverable amount. A previously recognized impairment loss is reversed only if there has been a change in the assumptions used to determine the asset's recoverable amount since the last impairment loss was recognized. The reversal is limited so that the carrying amount does not exceed its recoverable amount, nor exceed the carrying amount that would have been determined, net of depreciation, had no impairment loss been recognized for the asset in prior years. Such reversal is recognized in profit or loss in the consolidated statement of comprehensive income unless the asset is carried at revalued amount, in which case the reversal is treated as a revaluation increase.

Equity

Capital stock is measured at par value for all shares issued. Incremental costs directly attributable to the issuance of new shares are shown in equity as a deduction from proceeds, net of tax. Proceeds and/or fair value of consideration received in excess of par value are recognized as additional paid-in capital.

Retained earnings represent the accumulated earnings of the Company, net of dividends declared to date.

Treasury Shares

Treasury shares represent issued Parent Company shares which were subsequently repurchased. These are recorded at cost and shown in the consolidated statements of financial position as a deduction from equity. Any difference between the carrying amount and the consideration, if reissued, is recognized as additional paid in capital.



Equity Share in Cost of Parent Company Shares Held by Associates

Equity share in cost of Parent Company common shares held by associates represents the amount that reduces the Company's "Investments in and advances to associates" account and equity balance by the Company's effective ownership in Parent Company common shares held by associates.

Cost of Parent Company Common Shares Held by Subsidiaries

Cost of Parent Company common shares held by subsidiaries are equity instruments which are reacquired (treasury shares) and are recognized at cost and deducted from equity. No gain or loss is recognized in the profit or loss in the consolidated statement of comprehensive income on the purchase, sale, issue or cancellation of the Company's own equity instruments. Any difference between the carrying amount and the consideration is recognized in other reserves.

Non-controlling Interest (NCI)

NCI represents the portion of profit or loss and the net assets not held by the Parent Company and are presented separately in the consolidated statements of comprehensive income and within equity in the consolidated statements of financial position, separately from total equity attributable to owners of the Parent Company. Any losses applicable to a non-controlling shareholder of a consolidated subsidiary in excess of the non-controlling shareholder's equity in the subsidiary are charged against the NCI even if this results in NCI having a deficit.

NCI represent the equity interest in PLC and POSC not held by the Parent Company.

Revenue Recognition

Revenue is recognized to the extent that it is probable that the economic benefits will flow to the Company and the amount of the revenue can be reliably measured, regardless of when the payment is received. Revenue is measured at the fair value of the consideration received or receivable, taking into account contractually defined terms of payment and excluding taxes or duty.

The Company assesses its revenue arrangements against specific criteria to determine if it is acting as principal or agent. Except for "Commission income," the Company has concluded that it is acting as a principal in all of its revenue arrangements since it is the principal obligor in all the revenue arrangements, has pricing latitude, and is also exposed to inventory and credit risks. The following specific recognition criteria must also be met before revenue is recognized:

*Gaming Revenue Share - net.* Revenue representing monthly payments from Melco Resorts Leisure (PHP) Corporation (Melco), formerly MCE Leisure (Philippines) Corporation, based on the performance of gaming operations of City of Dreams Manila integrated resort and casino is recognized when earned pursuant to an Operating Agreement and is measured at the fair value of the consideration received or receivable, net of PAGCOR license fee.

*Interest Income.* Interest income from trade receivables and finance lease receivables is recognized as the interest accrues using the effective interest rate, which is the rate that exactly discounts estimated future cash receipts through the expected life of the financial asset to the net carrying amount. Interest income from bank deposits is recognized as it accrues.

*Equipment Rental.* Revenue is recognized based on a certain percentage of gross sales of the lessee's online lottery operations, as computed by the lessee in accordance with the agreement, or a fixed annual rental per terminal in commercial operations, whichever is higher.

*Sale of Real Estate.* Revenue from sale of real estate, which include the sale of lots and condominium units, are accounted for under the full accrual method of accounting. Under this method, revenue and cost is recognized when: (a) the collectibility of the sales price is reasonably assured; (b) the earnings process is virtually complete; and (c) the seller does not have a substantial continuing involvement with the subject properties.



Real estate sales, where the Company has material obligations under the sales contract to provide improvements after the property are sold, are accounted for under the percentage of completion method. Under this method, the gain on sale is realized as the related obligations are fulfilled and the units are completed, measured principally on the basis of the estimated completion of a physical proportion of the contract work.

If none of the revenue recognition criteria are met, deposit method is applied until all the conditions for recording a sale are met. Pending recognition of sale, cash received from buyers is accounted as customers' deposits included under "Trade and other current liabilities" account in the consolidated statements of financial position.

*Commission and Distribution Income.* Revenues from the distribution of lottery, sweepstakes and scratch tickets to customers, including retailers and sub-distributors, representing the Company's share from the sales, are recognized upon delivery of the tickets to the customers. Revenue from the monthly fixed payment from Powerball Gaming and Entertainment Corporation (PGEC) is recognized monthly in accordance with the Outsourcing Memorandum of Agreement (OMOA).

*Lease Income.* Lease income arising from operating leases on investment properties is accounted for on a straight-line basis over the terms of the lease.

*Revenue from Property Management.* Revenue is recognized as services of providing utilities and maintenance are performed.

*Gain on Finance Lease.* Gain on finance lease pertains to the income arising from the difference between the fair value of an asset and its cost. Gain on finance lease is recognized when incremental economic benefit will flow to the entity and the amount can be measured reliably.

*Dividends* (presented under "Other revenue" account). Revenue is recognized when the Company's right to receive the payment is established.

*Income from Forfeitures* (presented under "Other revenue" account). This represents income from forfeitures of the deposits and, to a certain extent, installments from customers in the event of a default and/or from cancellations of sales. Revenue is recognized upon approval of cancellation.

*Penalty* (presented under "Other revenue" account). Penalty pertains to income from surcharges for buyers' default and late payments. Income is recognized when penalty is actually collected.

*Gain on Sale of Club Shares and Income from Playing Rights* (presented under "Other revenue" account). Revenue from sale of club shares and playing rights are recognized when the risk and rewards of ownership of the shares and playing rights have been passed to the buyer and the amount of revenue can be reliably measured.

*Other Income.* Revenue is recognized when there is an incremental economic benefit, other than the usual business operations, that will flow to the Company and the amount of the revenue can be measured reliably.

#### Costs and Expense Recognition

Costs and expenses are decreases in economic benefits during the accounting period in the form of outflows or decrease of assets or incurrence of liabilities that result in decrease in equity, other than those relating to distributions to equity participants. Costs and expenses are recognized in profit or loss in the consolidated statement of comprehensive income on the basis of systematic and rational allocation procedures when economic benefits are expected to arise over several accounting periods



and the association with income can only be broadly or indirectly determined; or immediately when expenditure produces no future economic benefits or when, and to the extent that, future economic benefits do not qualify. cease to qualify. for recognition in the consolidated statement of financial position as an asset.

Cost of real estate sold is recognized consistent with the revenue recognition method applied. Cost of real estate sold includes all direct materials and labor costs, and those indirect costs related to contract performance. Cost of real estate sold before the completion of the development includes estimated costs for future development work, all estimated by the Company's project engineers. When it is probable that the labor contract cost will exceed total contract revenue, the expected loss is recognized immediately. Changes in job performance, job conditions and estimated profitability, including those arising from contract penalty provisions and final contract settlements which may result in revisions to estimated costs and gross margins, are recognized in the year in which the revisions are determined. The cost of inventory recognized in profit or loss in the consolidated statement of comprehensive income upon sale is determined with reference to the specific costs incurred on the property, allocated to the saleable area based on relative size and takes into account the percentage of completion used for revenue recognition purposes.

#### Leases

The determination of whether an arrangement is, or contains, a lease is based on the substance of the arrangement at inception date. The arrangement is, or contains a lease if fulfillment of the arrangement is dependent on the use of a specific asset or assets and the arrangement conveys a right to use the asset or assets, even if that asset is (or those assets are) not explicitly specified in the arrangement.

*Company as a Lessee.* A lease is classified at the inception date as a finance lease or an operating lease.

Leases where the lessor retains substantially all the risks and benefits of ownership of the asset are classified as operating leases. Operating lease payments are charged against profit or loss in the consolidated statement of comprehensive income on a straight-line basis over the lease term.

Finance leases, which transfer to the Company substantially all the risks and rewards incidental to ownership of the leased item, are capitalized at the commencement of the lease at the fair value of the leased property or, if lower, at the present value of the minimum lease payments. Lease payments are apportioned between the finance charges and reduction of the lease liability so as to achieve a constant rate of interest on the remaining balance of the liability. Finance charges are recognized in profit or loss.

A leased asset is depreciated over the useful life of the asset. However, if there is no reasonable certainty that the Company will obtain ownership by the end of the lease term, the asset is depreciated over the shorter of the estimated useful life of the asset and the lease term.

*Company as a Lessor.* Leases where the Company does not transfer substantially all the risks and rewards of ownership of the asset are classified as operating leases. Rental income is recognized on a straight-line basis over the term of the lease. Initial direct costs incurred in negotiating an operating lease are added to the carrying amount of the leased asset and recognized over the lease term on the same bases as rental income. Contingent rents are recognized as revenue in the period in which they are earned.



Finance leases which transfer to the lessee substantially all the risks and benefits incidental to ownership of the leased item, are recorded as finance lease receivable measured at present value of the minimum lease payments. Lease payments from the lessee are apportioned between finance lease income and reduction of the lease receivable so as to achieve a constant rate of interest on the remaining balance of the receivable. Lease income is recognized under "Interest income on finance lease" account in the consolidated statement of comprehensive income.

The cost of the leased item is derecognized at inception of the lease. Cost includes estimated cost to complete the construction of a leased item and recognized as "Estimated liability on construction costs" separately shown in the consolidated statements of financial position and shall be settled based on actual billings from the contractors and adjusted upon completion of the construction. Any difference between the actual cost incurred and the estimated liability on construction costs are recognized in profit or loss.

*Capitalization of Operating Lease.* Where a building will be constructed on a land under operating lease, the operating lease costs that are incurred during the construction period are capitalized as part of the construction cost of the building. Such lease costs are viewed as costs directly attributable to bringing the building to the location and condition necessary for it to be capable of operating in a manner intended by management. Lease costs are necessary and unavoidable costs of constructing the building, because without this lease, no construction could occur. Otherwise, this may be expensed outright.

#### Borrowing Costs

Borrowing costs directly attributable to the development of the Company's projects that necessarily take a substantial period of time to get ready for its intended use are capitalized as part of the cost of the investment property account in the consolidated statement of financial position. Capitalization of borrowing costs ceases when substantially all the activities necessary to prepare the asset for its intended use is complete. All other borrowing costs are expensed in the period they occur. Borrowing costs consist of interest and other costs that an entity incurs in connection with the borrowing of funds.

#### Pension Costs

The net defined benefit liability or asset is the aggregate of the present value of the defined benefit obligation at the end of the reporting period reduced by the fair value of plan assets adjusted for any effect of limiting a net defined benefit asset to the asset ceiling. The asset ceiling is the present value of any economic benefits available in the form of refunds from the plan or reductions in future contributions to the plan.

The cost of providing benefits under the defined benefit plans is actuarially determined using the projected unit credit method.

Defined benefit costs comprise the following:

- Service cost
- Net interest on the net defined benefit liability or asset
- Remeasurements of net defined benefit liability or asset

Service costs which include current service costs, past service costs and gains or losses on non-routine settlements are recognized as expense in profit or loss. Past service costs are recognized when plan amendment or curtailment occurs. These amounts are calculated periodically by independent qualified actuaries.



Net interest on the net defined benefit liability or asset is the change during the period in the net defined benefit liability or asset that arises from the passage of time which is determined by applying the discount rate based on government bonds to the net defined benefit liability or asset. Net interest on the net defined benefit liability or asset is recognized as expense or income in profit or loss.

Remeasurements comprising actuarial gains and losses, difference between interest income and return on plan assets and any change in the effect of the asset ceiling (excluding net interest on defined benefit liability) are recognized immediately in other comprehensive income in the period in which they arise. Remeasurements are not reclassified to profit or loss in subsequent periods.

Plan assets are assets that are held by a long-term employee benefit fund or qualifying insurance policies. Plan assets are not available to the creditors of the Company, nor can they be paid directly to the Company. Fair value of plan assets is based on market price information. When no market price is available, the fair value of plan assets is estimated by discounting expected future cash flows using a discount rate that reflects both the risk associated with the plan assets and the maturity or expected disposal date of those assets (or, if they have no maturity, the expected period until the settlement of the related obligations). If the fair value of the plan assets is higher than the present value of the defined benefit obligation, the measurement of the resulting defined benefit asset is limited to the present value of economic benefits available in the form of refunds from the plan or reductions in future contributions to the plan.

The Company's right to be reimbursed of some or all of the expenditure required to settle a defined benefit obligation is recognized as a separate asset at fair value when and only when reimbursement is virtually certain.

Actuarial valuations are made with sufficient regularity that the amounts recognized in the consolidated financial statements do not differ materially from the amounts that would be determined at the reporting period.

#### Foreign Currency-denominated Transactions and Translations

Transactions denominated in foreign currency are recorded in Philippine peso by applying to the foreign currency amount the exchange rate between the Philippine peso and the foreign currency at the date of transaction. Monetary assets and monetary liabilities denominated in foreign currencies are translated using the Philippine peso closing exchange rate at the reporting date. All differences arising from settlement or translation are recognized in profit or loss in the consolidated statement of comprehensive income. Nonmonetary items measured in terms of historical cost in a foreign currency are translated using the exchange rates as at the dates of initial transactions. Nonmonetary items measured at fair value in a foreign currency are translated using the exchange rates at the date when the fair value was determined.

#### Income Taxes

*Current Income Tax.* Current income tax assets and liabilities are measured at the amount expected to be recovered from or paid to the taxation authority. The tax rates and tax laws used to compute the amount are those that are enacted or substantively enacted at the reporting date.

Current income tax relating to item recognized directly in equity is recognized in equity and not in the profit or loss. Management periodically evaluates positions taken in the tax returns with respect to situations in which applicable tax regulations are subject to interpretation and establishes provisions where appropriate.





*Deferred Income Tax.* Deferred income tax is provided using the liability method on temporary differences at the reporting date between the tax bases of assets and liabilities and their carrying amounts for financial reporting purposes.

Deferred tax liabilities are recognized for all taxable temporary differences, except:

- Where the deferred tax liability arises from the initial recognition of goodwill or of an asset or liability in a transaction that is not a business combination that, at the time of the transaction, affects neither the accounting profit nor taxable profit or loss; and
- In respect of taxable temporary differences associated with investments in subsidiaries and associates and interests in joint ventures, when the timing of the reversal of the temporary differences can be controlled and by the parent, venture or investor, respectively, and it is probable that the temporary differences will not reverse in the foreseeable future.

Deferred tax assets are recognized for all deductible temporary differences the carry forward benefits of unused tax credits and any unused tax losses from excess minimum corporate income tax (MCIT) over regular corporate income tax (RCIT) and net operating loss carryover (NOLCO) to the extent that it is probable that future taxable profit will be available against which the deductible temporary differences and carry forward benefits of unused tax credits and unused tax losses can be utilized except:

- when the deferred tax asset relating to the deductible temporary difference arises from the initial recognition of an asset or liability in a transaction that is not a business combination and, at the time of the transaction, affects neither the accounting profit nor taxable profit or loss; and
- in respect of deductible temporary differences associated with investments in subsidiaries and associates and interests in joint ventures, deferred tax assets are recognized only to the extent that it is probable that the temporary differences will reverse in the foreseeable future and taxable profit will be available against which the temporary differences can be utilized.

The carrying amount of deferred tax assets is reviewed at each reporting date and reduced to the extent that it is no longer probable that sufficient taxable profit will be available to allow all or part of the deferred tax assets to be utilized. Unrecognized deferred tax assets are reassessed at each reporting date and are recognized to the extent that it has become probable that future taxable profit will allow the deferred tax assets to be recovered.

Deferred tax assets and deferred tax liabilities are measured at the tax rates that are expected to apply in the year when the asset is realized or the liability is settled, based on tax rates and tax laws that have been enacted or substantively enacted as at the reporting date.

Deferred tax relating to items recognized in "Other comprehensive income" account are included in "Other comprehensive income" account in the consolidated statement of comprehensive income and not in profit or loss. Deferred tax items are recognized in correlation to the underlying transaction either in OCI or directly in equity.

Deferred tax assets and deferred tax liabilities are offset, if a legally enforceable right exists to offset current tax assets against current tax liabilities and the deferred taxes relate to the same taxable entity and levied by the same taxation authority.



#### Value-Added Tax (VAT)

Revenues, expenses and assets are recognized net of the amount of VAT except:

- when the VAT incurred on a purchase of assets or services is not recoverable from the taxation authority, in which case, the VAT is recognized as part of the cost of acquisition of the asset or as part of the expense item as applicable; and
- when receivables and payables that are stated with the amount of VAT included.

The net amount of VAT recoverable from, or payable to, the taxation authority is included as part of "Input VAT" under "Other current assets" account or "Output VAT" under "Trade and other current liabilities" account, respectively, in the consolidated statements of financial position.

#### Earnings Per Share (EPS)

Basic EPS is computed by dividing net profit or loss for the year attributable to common equity holders of the parent, after recognition of the dividend requirement of preferred shares, as applicable, by the weighted average number of issued and outstanding common shares during the year, after giving retroactive effect to any stock dividends declared during the year.

Diluted EPS is computed by dividing net profit or loss for the year attributable to common equity holders of the parent by the weighted average number of issued and outstanding common shares during the year plus the weighted average number of common shares that would be issued on conversion of all the dilutive potential common shares into common shares. The calculation of diluted EPS does not assume conversion, exercise, or other issue of potential common shares that would have an anti-dilutive effect on EPS.

As the Company has no dilutive potential common shares outstanding, basic and diluted EPS are stated at the same amount.

#### Operating Segments

For management purposes, the Company is organized into business units based on the nature of the products and services provided, with each segment representing a strategic business unit that offers different products and services.

#### Provisions

Provisions are recognized when the Company has a present obligation (legal or constructive) as a result of a past event; it is probable that an outflow of resources embodying economic benefits will be required to settle the obligation; and, a reliable estimate can be made of the amount of the obligation. When the Company expects some or all of a provision to be reimbursed, for example under an insurance contract, the reimbursement is recognized as a separate asset but only when the reimbursement is virtually certain. The expense relating to any provision is presented as part of profit or loss in the consolidated statement of comprehensive income, net of any reimbursement. If the effect of the time value of money is material, provisions are discounted using a current pretax rate that reflects, when appropriate, the risks specific to the liability. When discounting is used, the increase in the provision due to the passage of time is recognized as interest expense.

#### Contingencies

Contingent liabilities are not recognized in the consolidated financial statements. They are disclosed in the notes to the consolidated financial statements unless the possibility of an outflow of resources embodying economic benefits is remote. Contingent assets are not recognized in the consolidated financial statements but are disclosed in the notes to consolidated financial statements when an inflow of economic benefits is probable.



Events after the Reporting Period

Post year-end events that provide additional information about the Company's financial position at the reporting period (adjusting events), if any, are reflected in the consolidated financial statements. Post year-end events that are not adjusting events are disclosed in the notes to consolidated financial statements when material.

---

**6. Significant Accounting Judgments, Estimates and Assumptions**

The preparation of the Company's consolidated financial statements requires management to make judgments, estimates and assumptions that affect the reported amounts of revenues, expenses, assets and liabilities and the accompanying disclosures, and the disclosure of contingent liabilities. Uncertainty about these assumptions and estimates could result in outcomes that could require a material adjustment to the carrying amounts of the assets or liabilities affected in future periods.

Judgments and estimates are continually evaluated and are based on experience and other factors, including expectations of future events that are to believe to be reasonable under the circumstances.

Judgments

In the process of applying the Company's accounting policies, management has made the following judgments, apart from those involving estimations, which has the most significant effect on the amounts recognized in the consolidated financial statements:

*Recognition of Revenue and Cost of Sale of Real Estate.* Selecting an appropriate revenue recognition method for a particular sale transaction requires certain judgments based on sufficiency of cumulative payments by the buyer, completion of development and existence of a binding sales agreement between the Company and the buyer. The completion of development is determined based on actual costs incurred over the total estimated development costs reconciled with the Company engineer's judgment and estimates on the physical portion of contract work done if the development cost is beyond preliminary stage.

Revenue and cost from sale of real estate amounted to ₱596.7 million and ₱256.5 million, respectively, in 2017, ₱350.3 million and ₱120.5 million, respectively, in 2016, and ₱354.8 million and ₱161.0 million, respectively, in 2015 (see Note 30).

*Business Combinations.* The Company acquires subsidiaries which own real estate and gaming operations. At the time of acquisition, the Company considers whether the acquisition represents an acquisition of a business or a group of assets and liabilities. The Company accounts for an acquisition as a business combination where an integrated set of business processes is acquired in addition to the asset acquired. More specifically, consideration is made of the extent to which significant processes are acquired and, in particular, the extent of services provided by the subsidiary.

When the acquisition of subsidiary does not constitute a business, it is accounted for as an acquisition of a group of assets and liabilities. The cost of the acquisition is allocated to the assets and liabilities acquired based upon their relative fair values and no goodwill or deferred tax is recognized.

Please refer to Note 18 for the Company's most recent business combinations.



*Determining Subsidiaries with Material Non-controlling Interests and Material Associates.*

The Company is required to disclose certain financial information on its subsidiaries with material non-controlling interests and material associates. There are also qualitative considerations including the nature of relationship between the Company and the subsidiary or associate and the nature of their businesses.

Management determines material subsidiaries with material non-controlling interests as those with assets, non-controlling interests, revenues and net income greater than 5% of consolidated assets, non-controlling interests, revenues and net income. Material associates are those where the Company's carrying amount of investment or equity in net earnings is greater than 5% of the consolidated assets or net income at year end.

The Company has determined PLC as a subsidiary with material non-controlling interests in 2017 and 2016 (see Note 2). The Company has no material associates in 2017 and 2016 (see Note 13).

*Evaluation of Lease Commitments.* The evaluation of whether an arrangement contains a lease is based on its substance. An arrangement is, or contains a lease when the fulfillment of the arrangement depends on specific asset or assets and the arrangement conveys a right to use the asset.

*Finance Lease - as a Lessor.* The Parent Company has entered into a lease agreement with Melco for City of Dreams Manila for the lease of a building. Management has determined based on evaluation of the terms and conditions of the arrangement, that the Parent Company transfers substantially all the risks and benefits incidental to ownership of the building and that the present value of the minimum lease payments amounts to at least substantially all of the fair value of the building at the lease inception date. On those bases, the Parent Company accounted for the lease of the building structures under finance lease.

Interest income on finance lease in 2017, 2016 and 2015 amounted to ₱2,069.8 million, ₱2,003.8 million and ₱1,917.4 million, respectively. The outstanding balance of finance lease receivables as at December 31, 2017 and 2016 amounted to ₱18,083.2 million and ₱17,645.6 million, respectively (see Note 37).

*Operating Lease - as a Lessor.* The Parent Company, as a lessor, has accounted for the lease agreements for its land under an operating lease. The Parent Company has determined that it has not transferred the significant risks and rewards of ownership of the leased properties to the lessee because of the following factors:

- a) the lessee will not acquire ownership of the leased properties upon termination of the lease; and
- b) the lessee was not given an option to purchase the assets at a price that is sufficiently lower than the fair value at the date of the option.

Lease income earned from lease of land amounted to ₱190.0 million in 2017 and 2016 and ₱190.9 million in 2015, respectively (see Note 37).

POSC and TGTI leases to Philippine Charity Sweepstakes Office (PCSO) the lottery equipment it uses for its nationwide on-line lottery operations. POSC and TGTI have determined that it has retained substantially all the risks and benefits of ownership of the lottery equipment being leased to PCSO. The ownership of the asset is not transferred to the lessee by the end of the lease term, the lessee has no option to purchase the asset at a price that is expected to be sufficiently lower than the fair value at the date the option is exercisable, and, the lease term is not for the major part of the asset's economic life. Accordingly, the lease is accounted for as an operating lease.



Revenue from equipment rental amounted to ₱1,840.5 million in 2017, ₱1,579.7 million in 2016, and ₱1,459.2 million in 2015 (see Note 37).

*Finance Lease - as a Lessee.* POSC also entered into various finance lease agreements covering certain lottery equipment. POSC determined that it bears substantially all the risks and rewards incidental to the ownership of the said properties under finance lease agreements.

The carrying amount of lottery equipment under finance lease arrangements amounted to ₱103.7 million and ₱139.4 million as at December 31, 2017 and 2016, respectively (see Note 37).

*Operating Lease - as a Lessee.* The Company, as a lessee, has entered into lease agreements for its office space, land, parking lots, machinery, office and transportation equipment. The Company has determined that it has not acquired the significant risks and rewards of ownership of the leased properties, thus the Company recognized the lease agreements as operating leases.

Rent expense recognized from operating lease amounted to ₱116.9 million, ₱80.8 million, ₱30.9 million in 2017, 2016 and 2015, respectively (see Notes 33 and 37).

#### Estimates and Assumptions

The key assumptions concerning the future and other key sources of estimation uncertainty at reporting date, that have a significant risk of causing a material adjustment to the carrying amounts of assets and liabilities within the next financial year are described below. The Company based its assumptions and estimates on parameters available when the consolidated financial statements were prepared. Existing circumstances and assumptions about future developments, however, may change due to market changes or circumstances arising that are beyond the control of the Company. Such changes are related in the assumptions when they occur.

*Determination of Fair Value of Financial Assets and Financial Liabilities.* Certain financial assets and financial liabilities are carried and disclosed at fair value, which requires extensive use of accounting estimates and judgments. While significant components of fair value measurement were determined using verifiable objective evidence (i.e., foreign exchange rates and interest rates), the amount of changes in fair value would differ if the Company utilized a different valuation methodology. Any changes in the assumptions could affect the fair value of these financial assets and financial liabilities. Please refer to Note 43 for the required disclosures on the fair value of the Company's financial assets and financial liabilities.

*Determination of Fair Value of Financial Assets Not Quoted in an Active Market.* The Company classified financial assets by evaluating, among others, whether the asset is quoted or not in an active market. Included in the evaluation on whether a financial asset is quoted in an active market is the determination on whether quoted prices are readily and regularly available, and whether those prices represent actual and regularly accruing market transaction in an arm's length basis.

The fair values of the Company's investments in unquoted shares cannot be reasonably determined as these shares are not quoted in an active market. There were no recent transactions involving these shares, therefore these investments are carried at cost less impairment, if any. The Company does not intend to dispose these investments in unquoted shares.

The carrying value of AFS financial assets in unquoted shares amounted to ₱0.8 million as at December 31, 2017 and 2016 (see Note 14).



*Determination of Impairment of Receivables and Advances to Associates.* The Company maintains an allowance for doubtful accounts at a level considered adequate to provide for potential uncollectible receivables and advances. The level of this allowance is evaluated by the management on the basis of factors that affect the collectability of the accounts. These factors include, but are not limited to, the age and status of receivable, the length of relationship with the customers and related parties, the counterparty's payment behavior and known market factors.

The Company reviews the allowance on a continuous basis. Accounts that are specifically identified to be potentially uncollectible are provided with adequate allowance through charges to income in the form of provision for doubtful accounts. The amount and timing of recorded provision for doubtful accounts for any period would differ if the Company made different judgments or utilized different estimates. An increase in the Company's allowance for doubtful accounts would increase the recorded operating expenses and decrease its assets.

Provision for doubtful accounts amounted to ₱7.7 million, ₱13.8 million and ₱32.4 million in 2017, 2016 and 2015, respectively (see Notes 10 and 35). Receivables, net of allowance for doubtful accounts, amounted to ₱2,095.8 million and ₱1,881.8 million as at December 31, 2017 and 2016, respectively. Allowance for doubtful accounts amounted to ₱276.1 million and ₱280.1 million as at December 31, 2017 and 2016, respectively (see Note 10).

Provision for doubtful accounts on advances to associates amounted to nil in 2017 and 2015 and ₱29.4 million in 2016 (see Notes 13, 35 and 39). Advances to associates, net of allowance for doubtful accounts, amounted to ₱0.5 million as at December 31, 2017 and 2016, respectively. Allowance for impairment amounted to ₱120.3 million as at December 31, 2017 and 2016, respectively (see Notes 13 and 39).

*Determination of NRV of Real Estate for Sale and Supplies Inventory.* Real Estate for sale and supplies inventory are stated at lower of cost and NRV. The Company writes down the carrying value of real estate for sale and supplies inventory whenever the NRV becomes lower than cost due to changes in estimated selling prices less cost to sell. The carrying value is reviewed at least annually for any decline in value.

There were no provision for write-down of inventories in 2017 and 2016. The carrying values of inventories carried at lower of cost and NRV are as follows:

	2017	2016
	<i>(In Thousands)</i>	
Real estate for sale and land held for future development (see Note 11)	₱3,742,431	₱3,895,253
Supplies inventory*(see Note 12)	65,729	64,789
Instant scratch tickets*(see Note 12)	-	67
<i>*Included under "Other current assets" account in the consolidated statements of financial position.</i>		

*Determination of Impairment of AFS Financial Assets.* The Company determines that AFS financial assets are impaired when there has been a significant or prolonged decline in the fair value below its cost or where other objective evidence of impairment exists. The Company determines that a decline in fair value of greater than 20% of cost is considered to be a significant decline and a decline for a period of more than 12 months is considered to be a prolonged decline. This determination of what is significant or prolonged requires judgment. In making this judgment, the Company evaluates, among other factors, the normal volatility in share price for quoted equities. In addition, AFS financial assets are considered impaired when the Company believes that future cash flows generated from the



investment is expected to decline significantly. The Company's management makes significant estimates and assumptions on the future cash flows expected and the appropriate discount rate to determine if impairment exists. Impairment may also be appropriate when there is evidence of deterioration in the financial health of the investee, industry and sector performance.

No provision for impairment loss was recognized in 2017, 2016 and 2015. The carrying values of AFS financial assets amounted to ₱2,475.3 million and ₱2,026.9 million as at December 31, 2017 and 2016, respectively (see Note 14).

*Estimation of Useful Life of Gaming License and Advisory Service Contract.* The useful life of the Company's gaming license and advisory service contract recognized as "Intangible asset" account in the consolidated statement of financial position is estimated based on the period over which the asset is expected to be available for use. The estimated useful life of intangible asset is reviewed periodically and updated if expectations differ from previous estimates. The gaming license and advisory service contract runs concurrent with PAGCOR's congressional franchise which is set to expire in 2033, renewable for another 25 years by the Philippine Congress.

The Company initially estimated the useful life of the gaming license up to 2033 and has started the amortization of the intangible asset on December 14, 2014, the effectivity of the Notice to Commence Casino Operations granted by PAGCOR. As part of the Company's annual review process, the Company, starting on April 1, 2016, changed the estimated useful life of the gaming license to consider the renewal period of another twenty-five (25) years of the PAGCOR's congressional franchise upon expiration in 2033 and to consider other industry developments. The extension of the life of the gaming license decreased the amortization expense by ₱125.8 million in 2016 and decreased the annual amortization expense by ₱167.7 million in 2017 and onwards.

The carrying value of the Company's gaming license and advisory service contract amounted to ₱5,001.2 million and ₱4,812.7 million as at December 31, 2017 and 2016, respectively (see Note 17).

*Estimating Impairment of Goodwill.* The Company determines whether goodwill is impaired at least annually. This requires the estimation of the value in use of the cash-generating units to which the goodwill is allocated. Estimating value in use requires management to make an estimate of the expected future cash flows from the cash-generating units and to choose a suitable discount rate to calculate the present value of those cash flows.

There is no impairment loss on goodwill in 2017 and 2016. The carrying amount of goodwill amounted to ₱1,832.3 million and ₱1,828.6 million as at December 31, 2017 and 2016 (see Note 18).

*Determination of Impairment of Nonfinancial Assets (Except Goodwill).* The Company assesses whether there are any indicators of impairment for all nonfinancial assets at each reporting date. Investments in associates, investment properties, property and equipment and intangible assets are reviewed for impairment when there are indicators that the carrying amounts may not be recoverable. Intangible asset is reviewed annually for impairment while it is still not yet available for use. Determining the value in use of these nonfinancial assets, which requires the determination of future cash flows expected to be generated from the continued use and ultimate disposition of such assets, requires the Company to make estimates and assumptions that can materially affect the consolidated financial statements. Future events could cause the Company to conclude that such nonfinancial assets are impaired. Any resulting impairment loss could have a material adverse impact on the Company's consolidated financial statements.



The carrying values of nonfinancial assets subjected to impairment review as at December 31, 2017 and 2016 are as follows:

	2017	2016
	<i>(In Thousands)</i>	
Investments in associates - net (see Note 13)	<b>₱123,351</b>	₱123,351
Investment properties (see Note 15)	<b>1,869,025</b>	1,540,961
Property and equipment (see Note 16)	<b>648,444</b>	690,378
Intangible asset (see Note 17)	<b>5,001,237</b>	4,812,707

*Realizability of Deferred Tax Assets.* Deferred tax assets are recognized for all deductible temporary differences and unused tax losses to the extent that it is probable that taxable income will be available against which the deferred tax assets can be utilized. Significant management judgment is required to determine the amount of deferred tax assets that can be recognized based upon the likely timing and level of future taxable profit together with future tax planning strategies.

The carrying value of recognized deferred tax assets amounted to ₱3,479.7 million and ₱3,802.7 million as at December 31, 2017 and 2016, respectively. Unrecognized deferred tax assets amounted to ₱1,053.3 million and ₱1,060.3 million as at December 31, 2017 and 2016, respectively (see Note 36).

*Determination and Computation of Pension Cost.* The cost of defined benefit pension plans and present value of the pension obligation are determined using actuarial valuations. The actuarial valuation involves making various assumptions. These include the determination of the discount rates, future salary increases and mortality rates. Due to the complexity of the valuation, the underlying assumptions and its long-term nature, defined benefit obligations are highly sensitive to changes in these assumptions. All assumptions are reviewed at each reporting date. Pension asset amounted to ₱13.4 million and ₱10.0 million as at December 31, 2017 and 2016, respectively. Pension liability amounted to ₱24.1 million and ₱12.6 million as at December 31, 2017 and 2016, respectively (see Note 38). Pension cost recognized in profit or loss amounted to ₱19.5 million, ₱15.7 million and ₱20.2 million in 2017, 2016 and 2015, respectively. The remeasurement gain (loss) recognized in other comprehensive income amounted to (₱7.2 million), (₱6.0 million) and ₱9.0 million in 2017, 2016 and 2015, respectively (see Note 38).

In determining the appropriate discount rate, management considers the interest rates of government bonds that are denominated in the currency in which the benefits will be paid, with extrapolated maturities corresponding to the expected duration of the defined benefit obligation.

Further details about the assumptions used are provided in Note 38.

*Evaluation of Legal Contingencies.* The Company recognizes provision for possible claims when it is determined that an unfavorable outcome is probable and the amount of the claim can be reasonably estimated. The determination of reserves required, if any, is based on analysis of such individual issue, often with the assistance of outside legal counsel (see Note 41).





## 7. Segment Information

The primary segment reporting format is presented based on business segments in which the Company's risks and rates of return are affected predominantly by differences in the products and services provided. Thus, the operating businesses are organized and managed separately according to the nature of the products and services provided, with each segment representing a strategic business unit that offers different products and serves different markets.

The Company is primarily in the businesses of real estate development, property management and gaming and gaming-related activities. Others pertain to investment companies which are mostly dormant.

Segment assets include all operating assets used by a segment and consist principally of operating cash and cash equivalents, receivables, finance lease receivables, real estate for sale, land held for future development, investment properties and property and equipment, net of accumulated depreciation and impairment. Segment liabilities include all operating liabilities and consist principally of accounts payable and other liabilities. Segment assets and liabilities do not include deferred income taxes, investments and advances, and borrowings.

Segment revenue, segment expenses and segment performance include transfers among business segments. The transfers, if any, are accounted for at competitive market prices charged to unaffiliated customers for similar products. Such transfers are eliminated in consolidation.

The amounts of segment assets and liabilities and segment profit or loss are based on measurement principles that are similar to those used in measuring principles that are similar to those used in measuring assets and liabilities and profit or loss in the consolidated financial statements, which are in accordance with PFRS.

Financial information about the Company's business segments are shown below:

	2017				
	Real Estate Development and Property Management	Gaming and Gaming Related Activities	Others	Eliminations/ Adjustments	Consolidated
	<i>(in Thousands)</i>				
<b>Earnings Information</b>					
Revenue	P3,830,857	P5,153,439	P-	(P972,236)	P8,012,060
Costs and expenses	(991,311)	(2,763,810)	(18,183)	310,739	(3,462,565)
Interest expense	(547,566)	(10,859)	-	54,760	(503,665)
Interest income	7,859	75,977	501	(54,760)	29,577
Provision for income tax	(513,437)	(255,830)	(27,712)	-	(796,979)
Net income for the year	1,910,595	2,090,585	88,151	(578,690)	3,510,641
Net income attributable to equity holders of the parent	1,910,595	1,844,378	88,151	(970,712)	2,872,412
<b>Other Information</b>					
Investments in and advances to associates	10,066,626	-	-	(9,988,651)	77,975
Investments held for trading	2,101,183	178,483	-	-	2,279,666
Available-for-sale financial assets	2,469,306	1,248,688	-	(1,242,707)	2,475,287
Segment assets	27,313,307	17,879,310	522,554	(6,814,407)	38,900,764
Segment liabilities	737,213	1,576,127	419	-	2,313,759
Total consolidated assets	41,950,422	19,306,481	522,554	(18,045,764)	43,733,693
Total consolidated liabilities	15,864,760	1,653,711	459,768	(4,605,720)	13,372,519
Capital expenditures	364,946	156,789	310,000	(36,000)	795,735
Depreciation and amortization	(34,492)	(464,032)	(5,636)	122,938	(381,222)



2016					
	Real Estate Development and Property Management	Gaming and Gaming Related Activities	Others	Eliminations Adjustments	Consolidated
<i>(In Thousands)</i>					
<b>Earnings Information</b>					
Revenue	P3,388,084	P3,603,233	P-	(P669,809)	P6,321,508
Costs and expenses	(784,930)	(2,130,972)	(4,005)	221,136	(2,698,771)
Interest expense	(371,721)	(12,750)	(4,139)	32,831	(355,779)
Interest income	14,463	14,314	5	-	28,782
Provision for income tax	(597,035)	(282,601)	-	-	(879,636)
Net income for the year	2,306,192	1,166,999	(8,075)	(368,993)	3,096,123
Net income attributable to equity holders of the parent	2,306,192	968,750	(8,076)	(566,749)	2,700,117
<b>Other Information</b>					
Investments in and advances to associates	9,908,421	-	3,762,761	(13,593,279)	77,903
Investments held for trading	2,066,720	165,990	-	-	2,232,710
Available-for-sale financial assets	2,004,811	1,170,226	-	(1,148,093)	2,026,944
Segment assets	26,947,341	16,145,278	232,778	(6,097,996)	37,227,401
Segment liabilities	1,059,957	719,491	62	(170,136)	1,609,374
Total consolidated assets	40,927,293	17,481,494	3,995,540	(20,839,369)	41,564,958
Total consolidated liabilities	16,283,684	891,282	4,008,025	(7,361,815)	13,821,176
Capital expenditures	22,542	112,119	-	-	134,661
Depreciation and amortization	(35,094)	(496,032)	-	167,136	(363,990)
2015					
	Real Estate Development and Property Management	Gaming and Gaming Related Activities	Others	Eliminations/ Adjustments	Consolidated
<i>(In Thousands)</i>					
<b>Earnings Information</b>					
Revenue	P3,513,385	P2,566,986	P-	(P728,694)	P5,351,677
Costs and expenses	(711,840)	(1,911,451)	(119)	302,063	(2,321,347)
Equity in net earnings of associates	27,340	-	-	-	27,340
Interest expense	(291,870)	(10,884)	-	28,777	(273,977)
Interest income	20,401	42,843	45	(28,819)	34,470
Provision for income tax	(375,632)	(293,702)	-	-	(669,334)
Net income for the year	3,013,881	480,922	(87)	(1,722,935)	1,771,781
Net income attributable to equity holders of the parent	3,013,794	242,868	(80)	(1,722,851)	1,533,731
<b>Other Information</b>					
Investments in and advances to associates	9,799,835	-	4,780,763	(14,515,234)	65,364
Investments held for trading	1,898,200	226,747	-	-	2,124,947
Available-for-sale financial assets	2,130,080	1,040,720	-	(1,022,797)	2,148,003
Advances to related parties	21,274	-	-	(7,072)	14,202
Segment assets	28,957,268	15,558,020	113,842	(6,244,616)	38,384,514
Segment liabilities	1,966,775	542,123	26,012	(618,888)	1,916,022
Total consolidated assets	42,806,657	16,825,487	4,894,605	(21,789,719)	42,737,030
Total consolidated liabilities	19,552,431	699,324	4,906,341	(8,157,568)	17,000,528
Capital expenditures	3,422,230	312,703	-	-	3,734,933
Depreciation and amortization	(34,240)	(680,961)	-	284,066	(431,135)

Revenues from a certain customer in the Company's real estate development business and gaming revenue share - net amounting to P4,869.2 million, P3,836.9 million and P2,864.5 million for the years ended December 31, 2017, 2016 and 2015, respectively, are solely collectible from Melco while revenues from the Company's gaming and other gaming-related activities amounting to P1,840.5 million, P1,579.7 million and P1,459.2 million for the year ended December 31, 2017, 2016 and 2015 are solely collectible from PCSO.



The following illustrate the reconciliations of reportable segment revenues, net profit, assets and liabilities to the Company's corresponding amounts:

	2017	2016	2015
	<i>(In Thousands)</i>		
<b>Revenues</b>			
Total revenue for reportable segments	P8,984,296	P6,991,317	P6,080,371
Elimination for intercompany revenue	(972,236)	(669,809)	(728,694)
<b>Total consolidated revenues</b>	<b>P8,012,060</b>	<b>P6,321,508</b>	<b>P5,351,677</b>
<b>Net Profit for the Year</b>			
Total profit for reportable segments	P4,089,331	P3,465,116	P3,494,716
Elimination for intercompany profits	(578,690)	(368,993)	(1,722,935)
<b>Consolidated net profit</b>	<b>P3,510,641</b>	<b>P3,096,123</b>	<b>P1,771,781</b>
<b>Assets</b>			
Total assets for reportable segments	P38,900,765	P37,227,401	P38,384,514
Investments in and advances to associates	77,975	77,903	65,364
AFS financial assets	2,475,287	2,026,944	2,148,003
Investments held for trading	2,279,666	2,232,710	2,124,947
Advances to related parties	-	-	14,202
<b>Total consolidated assets</b>	<b>P43,733,693</b>	<b>P41,564,958</b>	<b>P42,737,030</b>
<b>Liabilities</b>			
Total liabilities for reportable segments	P2,311,826	P1,609,374	P1,916,022
Loans payable	2,500,017	2,000,017	1,000,017
Long-term debt	6,259,375	4,621,875	4,984,375
Deferred tax liabilities - net	2,220,559	1,742,187	1,175,431
Advances from related parties*	62,096	62,347	72,789
Estimated liability on construction costs	18,646	23,376	2,556,836
Nontrade liability	-	3,762,000	5,295,058
<b>Total consolidated liabilities</b>	<b>P13,372,519</b>	<b>P13,821,176</b>	<b>P17,000,528</b>

\*Presented under "Trade payables and other current liabilities" account in the consolidated statements of financial position.

The Parent Company's Executive Committee, the chief operating decision maker of the Company, monitors the operating results of its business units separately for the purpose of making decisions about resource allocation and performance assessment. Segment performance is evaluated based on operating profit or loss and is measured consistently with operating profit or loss in the consolidated financial statements. However, financing (including interest expense and interest income) and income taxes are managed as a whole and are not allocated to operating segments. Transfer prices between operating segments are on an arm's length basis in a manner similar to transactions with third parties.

Disclosure of the geographical information regarding the Company's revenues from external customers and total assets have not been provided since all of the Company's consolidated revenues are derived from operations within the Philippines.

Capital expenditures consist of additions of property and equipment and expenditures on investment properties.



### 8. Cash and Cash Equivalents

This account consists of:

	2017	2016
	<i>(In Thousands)</i>	
Cash on hand and in banks	₱2,088,403	₱1,686,133
Cash equivalents	1,622,845	1,267,129
	<b>₱3,711,248</b>	<b>₱2,953,262</b>

Cash in banks earn interest at the respective bank deposit rates. Cash equivalents are short-term investments which are made for varying periods of up to three months depending on the immediate cash requirements of the Company and earn interest at the respective short-term investment rates.

Interest income earned from cash in banks and cash equivalents amounted to ₱29.6 million, ₱28.8 million and ₱33.2 million in 2017, 2016 and 2015, respectively (see Note 34).

### 9. Investments Held for Trading

This account consists of investments of the Parent Company in Tagaytay Midlands Golf Club, Inc. (TMGCI), The Country Club at Tagaytay Highlands, Inc. (Country Club), Tagaytay Highlands International Golf Club, Inc. (Tagaytay Highlands), and investments of POSC in shares of stock of Leisure and Resorts World Corporation (LRWC), Vantage Equities, Inc. and Philippine Long Distance Telephone Company.

The movements in investments held for trading in 2017 and 2016 are as follows:

	2017	2016
	<i>(In Thousands)</i>	
Balance at beginning of year	₱2,232,710	₱2,124,947
Additions	17,034	19,712
Disposals	(37,783)	(60,503)
Unrealized marked-to-market gain	67,705	148,554
Balance at end of year	<b>₱2,279,666</b>	<b>₱2,232,710</b>

The Company has a Development Agreement (DA) with TMGCI for the construction and development of a 36-hole golf course which was amended on December 15, 1999. The terms of the amended DA call for as many subscriptions as there are shares, such that the club shares issued by TMGCI to the Company as the development progresses were in proportion to pre-agreed amount of development cost, inclusive of the initial capital contribution.

Dividend income realized from investments held for trading amounted to ₱5.7 million, ₱5.2 million and ₱4.5 million in 2017, 2016 and 2015, respectively (see Note 27).



## 10. Receivables

This account consists of:

	2017	2016
	<i>(In Thousands)</i>	
Trade receivables:		
Real estate sales	P935,249	P784,866
Equipment rental and instant scratch ticket sales	492,662	446,523
Leases (see Note 37)	353,877	307,931
Gaming revenue share receivable	183,875	235,868
Property management	125,503	156,285
Accrued interest	750	2,292
Advances to third parties and others	279,935	228,113
	<u>2,371,851</u>	<u>2,161,878</u>
Less allowance for doubtful accounts	276,067	280,124
	<u>P2,095,784</u>	<u>P1,881,754</u>

- Trade receivables from real estate sales are noninterest-bearing and are generally collected in installment within 3 to 5 years.
- Trade receivables from equipment rentals and sales of instant scratch tickets, leases and property management are generally on a 30 to 60 days credit term.
- Gaming revenue share receivable is collectible on a 20 days credit term. This pertains to the Company's receivable from Melco for the gaming revenue share in the operations of City of Dreams Manila.
- Advances to third parties and other receivables are noninterest-bearing and generally have 90 days term.

As at December 31, 2017 and 2016, trade receivables from real estate with nominal amount of P1,010.8 million and P841.4 million, respectively, were recorded initially at fair value. The fair value of the receivables was obtained by discounting future cash flows using applicable interest rates ranging from 3.85% to 13.95% and 1.52 % to 10.64% in 2017 and 2016, respectively. The unamortized discount amounted to P75.5 million and P56.6 million as at December 31, 2017 and 2016, respectively. Amortization of discount on trade receivables from real estate, shown under "Other revenue" account in the consolidated statements of comprehensive income, amounted to P56.3 million, P48.2 million and P56.8 million in 2017, 2016 and 2015, respectively (see Note 27).

Movement of unamortized discount on trade receivables from real estate sales are as follows:

	2017	2016
	<i>(In Thousands)</i>	
Trade receivables at nominal amount	P1,010,751	P841,440
Less discount on trade receivables:		
Balance at beginning of year	56,574	55,359
Discount recognized during the year	75,225	49,419
Amortization during the year (see Note 27)	(56,297)	(48,204)
	<u>75,502</u>	<u>56,574</u>
Balance at end of year	<u>P935,249</u>	<u>P784,866</u>



Movement in allowance for doubtful accounts is as follows:

	2017		Total
	Trade	Others	
	<i>(In Thousands)</i>		
Balance at beginning of year	₱107,440	₱172,684	₱280,124
Additions from acquisition of subsidiaries (see Note 18)	6,750	—	6,750
Provision (see Note 35)	7,704	—	7,704
Write-off	(18,511)	—	(18,511)
Balance at end of year	₱103,383	₱172,684	₱276,067

	2016		Total
	Trade	Others	
	<i>(In Thousands)</i>		
Balance at beginning of year	₱38,973	₱117,706	₱156,679
Provision (see Note 35)	13,179	644	13,823
Reclassification (see Notes 12 and 13)	57,194	54,334	111,528
Write-off	(1,906)	—	(1,906)
Balance at end of year	₱107,440	₱172,684	₱280,124

In 2016, the Company reclassified advances to associates and other receivables amounting to ₱54.3 million (see Note 13) and ₱57.2 million, respectively, from “Investments in and advances to associates” account and “Other current assets” account to “Receivables” account. These advances were fully provided with allowance for doubtful accounts.

#### 11. Real Estate for Sale and Land Held for Future Development

This account consists of:

	2017	2016
	<i>(In Thousands)</i>	
Land held for future development	₱3,099,166	₱3,092,399
Residential lots	643,265	799,551
Condominium units	—	3,303
	3,742,431	3,895,253
Real estate for sale – current	(643,265)	(802,854)
Land held for future development	₱3,099,166	₱3,092,399

Land held for future development consists of properties in Tagaytay City, Batangas and Cavite. It includes certain parcels of land with a carrying value amounting to ₱931.2 million and ₱1,001.7 million as at December 31, 2017 and 2016, respectively, which are already in the Company’s possession but are not yet fully paid pending the transfer of certificates of title to the Company. Outstanding payable related to the acquisition shown under “Trade and other current liabilities” account in the consolidated statements of financial position amounted to ₱177.3 million and ₱191.4 million as at December 31, 2017 and 2016, respectively (see Note 20).



A summary of the movement in real estate for sale is set out below:

	2017	2016
	<i>(In Thousands)</i>	
Balance at beginning of year	<b>₱802,854</b>	₱843,074
Repossession	<b>49,366</b>	19,334
Construction/development costs incurred	<b>53,072</b>	60,963
Cost of real estate sold (see Note 30)	<b>(256,500)</b>	(120,517)
Reclassifications	<b>(5,527)</b>	-
<b>Balance at end of year</b>	<b>₱643,265</b>	<b>₱802,854</b>

A summary of the movement in land held for development in 2017 and 2016 is set out below:

	2017	2016
	<i>(In Thousands)</i>	
Balance at beginning of year	<b>₱3,092,399</b>	₱3,018,515
Land acquired/additional costs during the year	<b>1,240</b>	80,053
Reclassifications/other adjustments	<b>5,527</b>	(6,169)
<b>Balance at end of year</b>	<b>₱3,099,166</b>	<b>₱3,092,399</b>

## 12. Other Current Assets

This account consists of:

	2017	2016
	<i>(In Thousands)</i>	
Creditable withholding tax - net of allowance for probable loss of ₱4.3 million in 2017 and 2016	<b>₱659,793</b>	₱492,816
Input VAT - net of allowance for probable loss of ₱0.1 million in 2017 and 2016	<b>361,593</b>	363,836
Prepaid expenses and others	<b>177,451</b>	264,015
Spare parts and supplies - net of allowance for decline in value of ₱3.8 million in 2017 and 2016	<b>65,729</b>	64,789
Advances to contractors and suppliers - net of allowance for doubtful accounts of ₱20.3 million in 2017 and 2016	<b>54,740</b>	18,226
Deposits	<b>27,955</b>	7,224
Advances to officers and employees - net of allowance for doubtful accounts of ₱3.5 million in 2017 and 2016	<b>702</b>	-
Instant scratch tickets - at cost	<b>-</b>	67
	<b>₱1,347,963</b>	<b>₱1,210,973</b>

Creditable withholding tax pertains to the withholding tax related to the goods sold and services rendered by the Company.

Input VAT pertains to the VAT arising from the construction of the investment properties and land under development.



Prepaid expenses and others pertain to various prepaid expenses such as insurance, commission, subscription and refundable deposits for various contracts.

Advances to contractors and suppliers are noninterest-bearing and are expected to be applied against future billings.

Advances to officers and employees are noninterest-bearing and are normally liquidated within a year.

In 2017 and 2015, the Company sold other current assets resulting to gain amounting to ₱85.7 million and ₱1.9 million, respectively (see Note 35).

In 2017, the Company wrote-off input VAT amounting to ₱25.0 million (see Note 35).

### 13. Investments in and Advances to Associates - net

This account consists of:

	2017	2016
	<i>(In Thousands)</i>	
Investments in associates - net of impairment in value of ₱354.0 million in 2017 and 2016	<b>₱123,351</b>	₱123,351
Advances to associates - net of allowance for doubtful accounts of ₱120.3 million in 2017 and 2016 (see Note 39)	<b>552</b>	480
Subscription payable - Lucky Star Gaming Corporation (Lucky Star)	<b>(45,928)</b>	(45,928)
	<b>₱77,975</b>	₱77,903

In April 2016, the Parent Company sold Woodland Development Corporation for a consideration of ₱9.6 million resulting to a gain amounting to ₱5.6 million (see Note 35).

#### Investments in Associates

Investments in the following significant associates are accounted for under the equity method:

Associates	Industry	2017			2016		
		Percentage of Ownership			Percentage of Ownership		
		Direct	Indirect	Total	Direct	Indirect	Total
Belle Jai Alai Corporation (Belle Jai Alai)*	Gaming	50.00	-	50.00	50.00	-	50.00
Lucky Star*	Gaming	49.00	-	49.00	49.00	-	49.00
APC Group, Inc. (APC)	Mining	46.59	2.21	48.80	46.59	2.21	48.80

The associates were all incorporated in the Philippines.





Movements of investments in associates consist of:

	2017	2016
	<i>(In Thousands)</i>	
Acquisition cost:		
Balance at beginning of year	P5,716,536	P5,721,236
Disposal	-	(4,700)
Balance at end of year	5,716,536	5,716,536
Accumulated equity in net losses:		
Balance at beginning of year	(5,250,726)	(5,247,347)
Disposal	-	(3,379)
Balance at end of year	(5,250,726)	(5,250,726)
Accumulated share in unrealized gain on AFS financial assets of associates -		
Balance at beginning and end of year	14,061	14,061
<b>Total</b>	<b>479,871</b>	<b>479,871</b>
Allowance for impairment in value:		
Balance at beginning of year	(354,019)	(403,993)
Disposal	-	4,046
Reversal of impairment in value (see Note 35)	-	45,928
Balance at end of year	(354,019)	(354,019)
Equity in cost of Parent Company common shares held by associates	(2,501)	(2,501)
	<b>P123,351</b>	<b>P123,351</b>

The details of carrying values of the investments accounted for under the equity method, advances and subscriptions payable are as follows:

	2017		
	Carrying Values	Advances	Subscription Payable
	<i>(In Thousands)</i>		
Publicly listed - APC	P77,423	P552	P-
Closely held - Others	45,928	-	(45,928)
	<b>P123,351</b>	<b>P552</b>	<b>(P45,928)</b>
	2016		
	Carrying Values	Advances	Subscription Payable
	<i>(In Thousands)</i>		
Publicly listed - APC	P77,423	P364	P-
Closely held - Others	45,928	116	(45,928)
	<b>P123,351</b>	<b>P480</b>	<b>(P45,928)</b>



Summarized financial information of the Company's associates, which are considered immaterial are as follows:

	2017	2016
	<i>(In Thousands)</i>	
Net loss	(P39,599)	(P40,670)
Other comprehensive income	1,145	3,370
Total comprehensive loss	(38,545)	(37,300)

*Investment in APC*

In February 2015, the advances of Belle to APC amounting to P3.7 million was applied against Belle's subscription payable to APC. Fair values of investment in APC, which is publicly listed in the Philippine stock exchange, amounted to P1,680.0 million and P1,732.5 million as at December 31, 2017 and 2016, respectively. Fair values were determined by reference to quoted market price at the close of business as at reporting date.

Allowance for Doubtful Accounts of Advances to Associates

Movement in allowance for doubtful accounts determined using specific identification method is as follows:

	2017	2016
	<i>(In Thousands)</i>	
Balance at beginning of year	P120,337	P145,273
Reclassification to receivables (see Note 10)	-	(54,334)
Provision during the year (see Note 35)	-	29,398
Balance at end of year	P120,337	P120,337

**14. Available-for-sale Financial Assets**

This account consists of:

	2017	2016
Shares of stock:		
Quoted	P2,365,728	P1,923,725
Unquoted	839	839
Club shares	108,720	102,380
	P2,475,287	P2,026,944

The Company intends to hold these investments indefinitely in response to liquidity requirements or changes in market conditions.



Movement in AFS financial assets consists of:

	2017	2016
	<i>(In Thousands)</i>	
<b>Cost:</b>		
Balance at beginning of year	<b>₱1,213,361</b>	₱1,636,121
Disposal	<b>(80,177)</b>	(422,760)
Balance at end of year	<b>1,133,184</b>	1,213,361
<b>Unrealized gain on AFS financial assets:</b>		
Balance at beginning of year	<b>836,938</b>	535,237
Disposal	<b>(76,546)</b>	(351,680)
Increase in fair value during the year	<b>605,066</b>	653,381
Balance at end of year	<b>1,365,458</b>	836,938
<b>Allowance for impairment in value –</b>		
Balance at beginning and end of year	<b>23,355</b>	23,355
	<b>₱2,475,287</b>	₱2,026,944

Dividend income realized from AFS investments amounted to ₱17.1 million, ₱23.2 million and ₱18.7 million in 2017, 2016 and 2015, respectively (see Note 27).

Gain from sale of AFS investments in 2017, 2016 and 2015 amounted to ₱76.5 million and ₱351.7 million and ₱90.3, respectively (see Note 35).

## 15. Investment Properties

As of December 31, 2017 and 2016, investment properties consist of land, a portion of which is the subject of the operating lease agreement (see Note 37).

Movements in investment properties are as follows:

	2017	2016
	<i>(In Thousands)</i>	
Balance at beginning of year	<b>₱1,540,961</b>	₱1,540,961
Additions	<b>328,064</b>	–
Balance at end of year	<b>₱1,869,025</b>	₱1,540,961

Related estimated liability on construction costs amounted to ₱18.6 million and ₱23.4 million as at December 31, 2017 and 2016, respectively.

The fair value of investment properties as at January 18, 2018 is higher than its carrying value as determined by an independent appraiser who holds a recognized and relevant professional qualification. The valuation of investment properties was based on sales comparison approach. The fair value represents the amount at which the assets can be exchanged between a knowledgeable, willing seller and a knowledgeable, willing buyer in an arm's length transaction at the date of valuation, in accordance with International Valuation Standards as set out by the International Valuation Standards Committee.

In determining the fair value of the investment properties, the independent appraisers considered the neighborhood data, community facilities and utilities, land data, sales prices of similar or substitute properties and the highest and best use of investment properties. The Company assessed that the highest and best use of its properties does not differ from their current use.



The Company believes that same conditions were present as at date of valuation and as at December 31, 2017.

Rent income generated from investment properties amounted to ₱191.0 million in 2015 and ₱190.0 million in 2017 and 2016. Direct cost related to the investment properties amounted to ₱196.8 million, ₱209.4 million and ₱152.6 million in 2017, 2016 and 2015, respectively (see Note 31).

## 16. Property and Equipment

The rollforward analysis of this account follows:

2017								
	Lottery Equipment	Land and Leasehold Improvements	Machinery and Equipment	Condominium Units and Improvements	Transportation Equipment	Office Furniture, Fixtures and Equipment	Construction- in-progress	Total
<i>(In Thousands)</i>								
<b>Cost</b>								
Balance at beginning of year	₱1,136,331	₱288,247	₱254,393	₱248,089	₱69,570	₱169,011	₱87,279	₱2,254,920
Additions from acquisition of subsidiaries (see Note 18)	-	10,776	-	-	-	66,842	-	77,618
Reclassification	116,251	3,468	20,267	78	17,540	22,220	10,247	190,071
Disposal	(49,649)	-	5,083	-	-	-	(5,083)	-
<b>Balance at end of year</b>	<b>1,204,933</b>	<b>302,491</b>	<b>279,743</b>	<b>248,167</b>	<b>62,878</b>	<b>225,411</b>	<b>92,443</b>	<b>2,416,066</b>
<b>Accumulated Depreciation, Amortization and Impairment Loss</b>								
Balance at beginning of year	755,875	271,681	198,672	197,349	27,179	113,786	-	1,564,542
Additions from acquisition of subsidiaries (see Note 18)	-	6,418	-	-	-	-	-	6,418
Depreciation and amortization for the year (see Notes 28, 32 and 33)	174,496	13,297	14,596	11,284	15,112	30,967	-	259,752
Disposal	(49,649)	-	-	-	(23,337)	(32,639)	-	(105,625)
<b>Balance at end of year</b>	<b>880,722</b>	<b>291,396</b>	<b>213,268</b>	<b>208,633</b>	<b>18,954</b>	<b>154,649</b>	<b>-</b>	<b>1,767,622</b>
<b>Net Book Value</b>	<b>₱324,211</b>	<b>₱11,095</b>	<b>₱66,475</b>	<b>₱39,534</b>	<b>₱43,924</b>	<b>₱70,762</b>	<b>₱92,443</b>	<b>₱648,444</b>
2016								
	Lottery Equipment	Land and Leasehold Improvements	Machinery and Equipment	Condominium Units and Improvements	Transportation Equipment	Office Furniture, Fixtures and Equipment	Construction- in-progress	Total
<i>(In Thousands)</i>								
<b>Cost</b>								
Balance at beginning of year	₱1,334,509	₱282,423	₱244,903	₱244,537	₱52,903	₱161,597	₱89,525	₱2,410,397
Additions	58,428	5,824	9,496	3,552	28,836	28,531	-	134,661
Disposal	(254,606)	-	-	-	(12,169)	(21,117)	(2,216)	(290,138)
<b>Balance at end of year</b>	<b>1,138,331</b>	<b>288,247</b>	<b>254,393</b>	<b>248,089</b>	<b>69,570</b>	<b>169,011</b>	<b>87,279</b>	<b>2,254,920</b>
<b>Accumulated Depreciation, Amortization and Impairment Loss</b>								
Balance at beginning of year	873,397	259,871	185,523	186,043	24,966	109,832	-	1,639,682
Depreciation and amortization for the year (see Notes 28, 32 and 33)	132,143	11,810	13,149	11,306	12,928	25,020	-	206,356
Disposal	(249,665)	-	-	-	(10,715)	(21,116)	-	(281,496)
<b>Balance at end of year</b>	<b>755,875</b>	<b>271,681</b>	<b>198,672</b>	<b>197,349</b>	<b>27,179</b>	<b>113,786</b>	<b>-</b>	<b>1,564,542</b>
<b>Net Book Value</b>	<b>₱382,456</b>	<b>₱16,566</b>	<b>₱55,721</b>	<b>₱50,740</b>	<b>₱42,391</b>	<b>₱55,225</b>	<b>₱87,279</b>	<b>₱690,378</b>

Allowance for impairment loss on property and equipment amounted to ₱186.3 million as at December 31, 2017 and 2016.

The cost of fully depreciated property and equipment which are still being used amounted to ₱1,184.9 million and ₱845.9 million as at December 31, 2017 and 2016, respectively. The Company has no idle assets as at December 31, 2017 and 2016.



Movements in this account are as follow:

	2017	2016
Balance at beginning of year	P1,828,578	P1,828,578
Additions	3,683	-
Balance at end of year	P1,832,261	P1,828,578

The goodwill from the acquisition of POSC and FRI have been subjected to the annual impairment review in 2017. The Company did not identify any impairment indicators relating to POSC's and FRI's goodwill as at December 31, 2017 and 2016 as it expects to realize the synergies from the business combinations.

The recoverable amounts of the operations of POSC and FRI have been determined based on a value in use calculation using cash flow projections based on financial budgets approved by management. The cash flow projections covers five years.

Management assessed that no reasonably possible change in pre-tax discount rates and future cash inflows would cause the carrying value of goodwill in 2017 and 2016 to materiality exceed its recoverable amount.

Key Assumptions Used in Value in Use Calculations

The calculation of value in use for the cash-generating units are most sensitive to the following assumptions explained as follows:

POSC

*Discount Rate.* Discount rate reflects management's estimate of the risks specific to the cash-generating unit. The pre-tax discount rate of 10.61% and 7.78% was used in 2017 and 2016, respectively, based on the Weighted Average Cost of Capital (WACC) of POSC.

*Revenue Growth Rate, Long-Term Growth Rate and Terminal Values.* An annual increase in revenue ranging from 2% to 6% and 7% to 10% per annum until 2022 were applied in the 5-year cash flow projections in 2017 and 2016, respectively, based on historical performance of POSC. The long-term growth rate used to extrapolate cash flow projections beyond the period covered by the most recent budgets/forecasts is 4% and 5% in 2017 and 2016, respectively. The long-term growth rate used in the normalization of free cash flows represents the expected growth rate of the economy at the end of the 5th year and onwards, with reference to growth rates compiled by industry specialist.

FRI

The recoverable amount of goodwill from the acquisition of FRI by TGTI was determined based on value-in-use calculations using actual past results and observable market data such as growth rates, operating margins, among others.

Growth rates and operating margins used to estimate future performance are equally based on past performance and experience of growth rates, operating margins achievable in the relevant industry. The expected cash flows are discounted by applying a suitable weighted average cost of capital (WACC). The pre-tax discount rate applied to cash flow projections is 8.7% and 11.5% in 2017 and 2016, respectively. The terminal growth rate is 6.6% and 5.2% in 2017 and 2016, respectively.



## 17. Intangible Asset

Intangible asset includes the gaming license granted by PAGCOR for which PLAI is a co-licensee to operate integrated resorts, including casinos. On April 29, 2015, PAGCOR granted the Regular Gaming License ("License"), which has the same terms and conditions of the provisional license. The License runs concurrent with PAGCOR's Congressional Franchise, set to expire in 2033, renewable for another 25 years by the Philippine Congress (see Note 40).

The amortization of the intangible asset started on December 14, 2014, the effectivity of the Notice to Commence Casino Operations granted by PAGCOR.

As part of the Company's annual review process, the Company, starting on April 1, 2016, changed the estimated useful life of the intangible asset to consider the renewal period of another twenty-five (25) years of the PAGCOR's Congressional Franchise upon its expiration in 2033 and to consider other industry developments.

The movements in intangible asset are as follows:

	2017	2016
	<i>(In Thousands)</i>	
<b>Cost</b>		
Balance at beginning of year	<b>P5,261,186</b>	P5,261,186
Additions	<b>310,000</b>	-
Balance at end of year	<b>5,571,186</b>	5,261,186
<b>Accumulated Amortization</b>		
Balance at beginning of year	<b>448,479</b>	290,845
Amortization (see Notes 29 and 33)	<b>121,470</b>	157,634
Balance at end of year	<b>569,949</b>	448,479
	<b>P5,001,237</b>	P4,812,707

The unamortized life of the license as at December 31, 2017 is 40.5 years.

## 18. Goodwill and Business Combination

Goodwill acquired from business combinations as at December 31, 2017 and 2016 consist of:

	2017	2016
	<i>(In Thousands)</i>	
Acquisition of:		
POSC	<b>P1,717,644</b>	P1,717,644
FRI	<b>110,934</b>	110,934
LCC Subsidiaries	<b>3,683</b>	-
	<b>P1,832,261</b>	P1,828,578



Management believes that no reasonably possible change in the key assumptions would cause the carrying amount of the goodwill and cash generating unit to which goodwill relates to materially exceed its recoverable amount.

Acquisition of LCC Subsidiaries

On July 1, 2017, LCC acquired 100% ownership interest in nine entities (see Note 2). Based on management's judgment, the acquisition is assessed to be an acquisition of a business. The provisional fair values of the assets and liabilities of the nine entities acquired, total consideration and provisional goodwill as at July 1, 2017 are as follows:

	<i>In thousands</i>	
Total consideration:		
Purchase price of shares	P10,250	
Receivables in the acquired entities	144,613	
Payables to the acquired entities	(60,000)	P94,863
Total assets acquired:		
Cash and cash equivalents	P76,695	
Receivables	7,114	
Other current assets	24,874	
Property and equipment (see Note 16)	28,665	
Other noncurrent assets	23,491	P160,839
Less liabilities assumed:		
Trade payables and other current liabilities	62,816	
Pension liability (see Note 38)	616	
Income tax payable	6,227	69,659
Provisional Goodwill		<u>P3,683</u>

Net cash flows on acquisition is as follows (in thousands):

Cash acquired from subsidiaries	P76,695
Cash paid on acquisition	(10,250)
	<u>P66,445</u>

The provisional goodwill of P3.7 million represents the value of expected synergies arising from the business combination.

The initial accounting for the acquisition of these entities has only been provisionally determined pending the finalization of necessary market valuations and determined based on management's best estimate of the likely values. As allowed under the relevant standard, the Company will recognize any adjustment to those provisional values as an adjustment to goodwill upon determining the final fair values of identifiable assets and liabilities within 12 months from the acquisition date.

The goodwill represents the fair value of expected synergies arising from the acquisition. None of the goodwill recognized is expected to be deductible for income tax purposes.

The gross amount and fair value of the trade receivables amounted to P13.9 million and P7.1 million, respectively. The Company expects to collect an amount equal to the fair value of the LCC subsidiaries' receivables as of acquisition date.



From the date of acquisition, LCC subsidiaries contributed ₱142.2 million of revenue and ₱10.1 million net income from continuing operations of the Company. If the combination had taken place at the beginning of the year, revenue from continuing operations would have increased by ₱276.2 million and net income from continuing operations for the Company would have increased by ₱27.4 million.

**19. Other Noncurrent Assets**

This account consists of:

	2017	2016
	<i>(In Thousands)</i>	
Deferred input VAT	₱434,439	₱673,461
Guarantee bonds (see Notes 40 and 43)	35,000	35,000
Refundable deposits and construction bond (see Notes 37 and 43)	23,074	19,755
Others	47,824	15,074
	<b>₱540,337</b>	<b>₱743,290</b>

**20. Trade and Other Current Liabilities**

This account consists of:

	2017	2016
	<i>(In Thousands)</i>	
Trade	₱478,079	₱204,128
Accrued expenses:		
Project cost accrual	70,304	63,296
Rent	37,943	28,250
Interest	29,038	9,091
Selling	6,941	6,120
Land transfer fees	5,279	5,217
Salaries	3,331	-
Professional and management fees	1,200	895
Others	433,489	315,912
Unearned income	268,864	-
Payables pertaining to land acquisitions (see Note 11)	177,291	191,440
Customers' deposits	129,654	62,220
Withholding and output tax payable	124,904	133,766
Consultancy, software and license and management fees payable	85,722	119,537
Advances from related parties (see Note 39)	62,095	62,347
Refundable deposit and others	97,049	51,846
	<b>₱2,011,183</b>	<b>₱1,254,065</b>





- Trade payables are non-interest bearing with an average term of 90 days.
- Accrued expenses and other expenses pertain to accruals for land transfer fees, professional and management fees, selling, interest, salaries, communication, rent and utilities, provisions and other expenses which are normally settled with an average term of 30 to 90 days. The Company regularly provides for its usual potential liabilities. Provisions represents estimated probable losses. The information usually required by PAS 37, *Provisions, Contingent Liabilities and Contingent Assets*, is not disclosed on the grounds that it can be expected to prejudice the Company's position.
- Unearned income pertains to the advance payment from Melco, which will be applied as payment of PLAI's gaming revenue share in the following financial year.
- Payables pertaining to land acquisitions represent unpaid purchase price of land acquired from various land owners (see Note 11). These are noninterest-bearing and are due and demandable.
- Customers' deposits pertain to collections received from buyers for projects with pending recognition of sale.
- Refer to Note 40 for the terms of the consultancy, software and license fees and management fees payable.

---

## 21. Loans Payable

Loans payable represents unsecured peso-denominated loans obtained from local banks with interest of 3.25% in 2017 and 4.2% to 4.3% in 2016. Loans payable have historically been renewed or rolled-over.

The carrying amount of outstanding loans payable amounted to ₱2,500.0 million and ₱2,000.0 million as at December 31, 2017 and 2016, respectively.

Interest expense on loans payable charged to operations amounted to ₱90.1 million, ₱51.2 million and ₱39.5 million in 2017, 2016 and 2015 respectively (see Note 34).

---

## 22. Other Noncurrent Liabilities

This account consists of the following:

	2017	2016
	<i>(In Thousands)</i>	
Deferred lease income	₱115,598	₱123,051
Refundable deposits	115,979	110,813
Installment payable	2,763	-
	<b>₱234,340</b>	<b>₱233,864</b>

Deferred lease income is recognized initially as the difference between the principal amount and present value of refundable deposits at the lease inception date and subsequently amortized on a straight-line basis over the lease term.



**23. Long-term Debt**

This account consists of the following:

	2017	2016
	<i>(In Thousands)</i>	
Loans	<b>₱6,259,375</b>	₱4,621,875
Current portion of long-term debt	<b>(1,056,944)</b>	(862,500)
<b>Noncurrent long-term debt</b>	<b>₱5,202,431</b>	₱3,759,375

*Maybank Philippines, Inc. (Maybank)*

On June 30, 2014, Belle obtained an unsecured five-year term loan from Maybank in the amount of ₱1,000.0 million for the purpose of financing the construction of Phase 1 City of Dreams Manila. The five-year term loan shall be availed within one year from the signing of the loan agreement and bears an interest floater rate based on applicable 90-days Philippine Dealing System Treasury Reference Rate-Fixing ("PDST-F") plus spread and fixed rate based on 5-year PDST-F plus spread. During the term of the loan, Belle agrees not to sell, lease, dispose any of its assets on the City of Dreams Manila without prior written consent from Maybank and comply with the following financial covenants: current ratio of 1.0x and debt to equity ratio of 2.0x. Amount of ₱750.0 million was drawn from the facility on December 11, 2015. Amounts of ₱150.0 million, ₱100.0 million and ₱750.0 million were drawn from the facility on August 26, 2014, September 22, 2014 and December 11, 2015, respectively.

Outstanding balance of the loan as at December 31, 2017 and 2016 amounted to ₱459.4 million and ₱721.9 million, respectively.

On May 26, 2017, Belle obtained an unsecured five-year term loan from Maybank in the amount of ₱500.0 million for the purpose of financing the Termination Agreement (see Note 24). The five-year term loan shall be availed within ninety days from the signing of the loan agreement and bears an fixed interest rate based on applicable 5-year Philippine Dealing System Treasury Reference Rate-R2 ("PDST-R2") plus spread or Bangko Sentral ng Pilipinas (BSP) Overnight Borrowing rate plus spread, whichever is higher. During the term of the loan, Belle should comply with the following financial covenants: current ratio of 1.0x and debt to equity ratio of 2.0x. On June 23, 2017, ₱500.0 million was drawn from the facility. Outstanding balance of the loan as at December 31, 2017 amounted to ₱500.0 million.

*Rizal Commercial Banking Corporation (RCBC)*

On June 9, 2014, Belle obtained an unsecured five-year term loan, reckoned from the date of the initial drawdown, from RCBC in the amount of ₱1,500.0 million for the purpose of financing the construction of real estate developments projects in Tagaytay Highlands and Tagaytay Midlands area and conversion and titling costs of raw lands. The five-year term loan bears a floor rate interest 5.5% plus spread. During the term of the loan, Belle should comply with the following financial covenants: minimum current ratio of 1.3x and maximum debt to equity ratio of 2.0x. Amounts of ₱400.0 million, ₱200.0 million and ₱900.0 million were drawn on July 9, 2014, September 30, 2014 and November 12, 2014, respectively. Outstanding balance of the loan as at December 31, 2017 and 2016 amounted to ₱1,300.0 million and ₱1,400.0 million, respectively.



*United Coconut Planters Bank (UCPB)*

On February 11, 2015, Belle obtained an unsecured four-year term loan from UCPB in the amount of ₱1,000.0 million for the purpose of financing the construction of City of Dreams Manila. The term loan bears a fixed rate of 6.25% per annum. During the term of the loan, Belle agrees not to make investments in, or enter into any other business substantially different from the business in which the Belle is presently engaged, or make capital investments in excess of two percent (2%) of the consolidated stockholder's equity as at end of the last fiscal year, except for the total capital expenditures for City of Dreams project in the amount not exceeding ₱4,000.0 million, and those allocated for the real estate development projects. During the term of the loan, Belle should comply with the following financial covenants: minimum current ratio of 1.3x and maximum net debt to equity ratio of 2.0x. Amounts of ₱500.0 million and ₱500.0 million were drawn on February 23, 2015 and December 29, 2015, respectively. Outstanding balance of the loan as at December 31, 2017 and 2016 amounted to ₱750.0 million and ₱1,000.0 million, respectively.

*EastWest Bank (EWB)*

On January 30, 2015, Belle obtained an unsecured five-year term loan from EWB in the amount of ₱1,500.0 million for the purpose of financing its capital expenditures. The term loan bears a fixed rate of 5.75% per annum. During the term of the loan, Belle should comply with the following financial covenants: minimum current ratio of 1.0x and maximum debt to equity ratio of 3.0x. On January 30, 2015, ₱1,500.0 million was drawn from the facility. Outstanding balance of the loan as at December 31, 2017 and 2016 amounted to ₱1,250.0 million and ₱1,500.0 million, respectively.

*Robinsons Bank*

On February 28, 2017 and March 27, 2017, Belle availed ₱1,000.0 million and ₱1,000.0 million, respectively, from its ₱2,000.0 million facility. These are unsecured five-year term loan with annual interest fixed rate based on applicable 5-year PDST-R2 plus spread. Belle should comply with the following financial covenants: current ratio of 1.0x and debt to equity ratio of 3.0x. Outstanding balance of the loan as at December 31, 2017 amounted to ₱2,000.0 million.

*Covenants.* The loan agreements provide certain restrictions and requirements principally with respect to maintenance of required financial ratios and material change in ownership or control. As at December 31, 2017 and 2016, the Parent Company is in compliance with the terms of its loan covenants.

Repayment Schedule

The repayment schedules of long-term debt are as follows:

	2017	2016
	<i>(In Thousands)</i>	
2017	₱-	₱862,500
2018	1,056,944	945,833
2019	2,091,320	1,980,208
2020	944,444	833,334
2021	111,111	-
2022	2,055,556	-
	<b>₱6,259,375</b>	<b>₱4,621,875</b>

Interest expense on the loans from long-term debt amounted to ₱344.7 million, ₱260.4 million and ₱218.5 million in 2017, 2016 and 2015, respectively (see Note 34).



## 24. Nontrade Liability

On May 20, 2013, Belle, PLAI, BGRHI, ABLGI and LRWC (the Parties) entered into a Memorandum of Agreement (MOA), whereby Belle and PLAI have agreed to grant ABLGI the right to a settlement amount ("Settlement") in consideration of the waiver of ABLGI's rights as casino operator, the termination of ABLGI agreements and the grant of advances of ₱4,000.0 million (ABLGI advance) as funding for the construction of the casino integrated resort building.

In December 2014, the implementing agreement has been executed with effectivity of terms and conditions retrospective January 1, 2014. The ₱4,000.0 million ABLGI advance was determined as the fair value of ABLGI's Settlement. In 2015, ABLGI advanced additional ₱780.0 million. Such liability shall be accreted over the term of the liability using the EIR method.

On November 3, 2016, the Parties executed a Termination Agreement, whereby the Parties have agreed to terminate and dissolve the MOA and implementing agreement effective March 31, 2017. Under the Termination Agreement, the Parent Company will pay ABLGI a sum of ₱4,780.0 million to terminate the obligation stated under the MOA. Of the total consideration, ₱1,018.0 million was paid upon execution of the Termination Agreement and the balance will be paid simultaneously upon effectivity of the Termination Agreement. Unless and until full payment of the remaining obligation, LRWC/ABLGI shall continue to be entitled to its rights under the MOA. The new terms of the Termination Agreement warrant derecognition of the old liability and recognition of a new one since there is a substantial modification on the agreement. This termination resulted to a gain amounting to ₱634.8 million presented as part of "Other income" in the consolidated statements of comprehensive income (see Note 35). On March 31, 2017, Belle paid the remaining balance of the nontrade liability.

The interest component of the ABLGI advance amounting to nil, ₱455.2 million and ₱651.7 million were recognized as "Accretion of nontrade liability" in the consolidated statements of comprehensive income in 2017, 2016 and 2015, respectively. Payments made to ABLGI amounted to ₱335.5 million and ₱377.9 million in 2016 and 2015, respectively.

Interest expense on the nontrade liability amounted to ₱38.1 million and ₱27.3 million in 2017 and 2016, respectively (see Note 34).

## 25. Equity

### Preferred Stock

As at December 31, 2017 and 2016, the Company has not issued any preferred stock out of the authorized 6,000,000,000 shares with a ₱1 par value. Under the provisions of the Company's articles of incorporation, the rights and features of the preferred stock shall be determined through a resolution of the BOD prior to issuance.

### Common Stock

As at December 31, 2017 and 2016, the authorized common stock of the Company is 14,000,000,000 shares with a ₱1 par value. The movement in outstanding common stock at the beginning and end of year is as follows:

	Number of Shares		
	Issued	Treasury	Outstanding
Balance, as at December 31, 2015	10,560,999,857	(42,146,000)	10,518,853,857
Issuance (acquisition)	-	(20,174,000)	(20,174,000)
Balance, as at December 31, 2016 and 2017	10,560,999,857	(62,320,000)	10,498,679,857



The following summarizes the information on the Parent Company's registration of securities under the Securities Regulation Code:

Date of SEC Approval	Authorized Shares	Number of Shares Issued	Issue/ Offer Price
August 20, 1973	6,000,000,000	6,000,000,000	₱0.01
March 19, 1976	2,000,000,000	464,900,000	0.01
December 7, 1990	-	920,000,000	0.01
1990	-	833,500,000	0.01
October 19, 1990	(7,000,000,000)	(8,136,216,000)	1.00
June 18, 1991	-	3,381,840	1.00
1991	-	47,435,860	1.00
1992	-	11,005,500	1.00
December 7, 1993	-	473,550,000	1.00
1993	-	95,573,400	1.00
January 24, 1994	-	100,000,000	1.00
August 3, 1994	-	2,057,948	7.00
August 3, 1994	-	960,375	10.00
June 6, 1995	-	138,257,863	1.00
February 14, 1995	1,000,000,000	-	1.00
March 8, 1995	-	312,068,408	1.00
March 17, 1995	2,000,000,000	-	1.00
March 28, 1995	-	627,068,412	1.00
July 5, 1995	-	78,060,262	1.00
September 1, 1995	-	100,000,000	1.00
March 1, 1995	-	94,857,072	1.00
September 13, 1995	-	103,423,030	1.00
1995	-	123,990,631	1.00
1996	-	386,225,990	1.00
February 21, 1997	10,000,000,000	-	1.00
1997	-	57,493,686	1.00
1998	-	36,325,586	1.00
March 19, 1999	-	16,600,000	1.00
April 26, 1999	-	450,000,000	1.00
April 27, 1999	-	300,000,000	1.00
1999	-	306,109,896	1.00
2000	-	2,266,666	1.00
2001	-	2,402,003,117	1.00
April 14, 2011	-	2,700,000,000	1.95
July 18, 2011	-	119,869,990	3.00
July 18, 2011	-	1,388,613,267	3.00
October 6, 2015	-	1,617,058	1.00
	14,000,000,000	10,560,999,857	

In a special meeting on November 18, 1989, the stockholders approved the increase in par value of capital stock from ₱0.01 to ₱1.00 and the decrease in the number of shares of authorized from 8.0 billion to 1.0 billion common shares. The resulting increase in par and reduction in the number of shares was approved by the Philippine Securities and Exchange Commission (SEC) on October 19, 1990.

On February 14, 1995, the SEC approved the increase in authorized capital stock from 1.0 billion shares with a par value of ₱1.00 to 2.0 billion shares with the same par value. Subsequently, on March 17, 1995, the SEC approved another increase in authorized capital stock from 2.0 billion shares to 4.0 billion shares with the same par value.



On February 21, 1997, the SEC approved the increase in the authorized capital stock from 4.0 billion shares at a par value of ₱1.00 per share to 20.0 billion shares divided into 6.0 billion preferred shares and 14 billion common shares, both at ₱1.00 par value.

The Parent Company declared stock dividends in 1991 and 1995.

Additional paid-in capital

This pertains to paid-in subscriptions in excess of par value.

Treasury Shares

During 2016 and 2015, the Parent Company has repurchased a total of 20,174,000 and 42,146,000 Parent Company common shares at a total cost amounting to ₱46.8 million and ₱134.4 million, respectively. No treasury shares were purchased in 2017. The total number of treasury shares held total to 62,320,000 shares as at December 31, 2017 and 2016 with cost amounting to ₱181.2 million and 42,146,000 shares as at December 31, 2015 with cost amounting to ₱134.4 million.

Cost of Parent Company Shares Held by Subsidiaries

As at December 31, 2017 and 2016, Parallax, SLW, PLC, POSC collectively hold Parent Company common shares totaling 318,941,183 and 357,108,183, respectively, with cost of ₱1,585.3 million and ₱1,758.3 million, respectively. These are presented as "Cost of Parent Company common shares held by subsidiaries" account in the consolidated statements of financial position.

Non-controlling Interests

In 2017 and 2015, subsidiaries of the Parent Company acquired interest in fellow subsidiaries. This was accounted for as equity transaction with a corresponding adjustment to non-controlling interest.

Acquisition of non-controlling interests related to these transactions amounted to ₱36.6 million and ₱74.9 million in 2017 and 2015, respectively.

Retained Earnings

The consolidated retained earnings as at December 31, 2017 and 2016 includes the earnings of the subsidiaries and associates which are not available for dividend declaration. The Parent Company's retained earnings available for dividend declaration computed based on the regulatory requirements of SEC amounted to ₱4,311.0 million and ₱4,242.0 million as at December 31, 2017 and 2016, respectively.

Dividends

On January 27, 2015, the Parent Company's BOD approved the declaration of a special dividend of eighteen centavos (₱0.18) per share, totaling ₱1,900.7 million, payable on March 9, 2015 to stockholders of record as of February 10, 2015. On July 31, 2015, the Parent Company's BOD approved the declaration of dividend of ₱0.095 per share, totaling ₱1,001.8 million, payable on August 28, 2015 to stockholders of record as of August 14, 2015. Total dividends above are inclusive of dividends paid to related party shareholders amounting to ₱89.8 million.

On February 29, 2016, the Parent Company's BOD approved the declaration of cash dividends of nine-and-a-half centavos (₱0.095) per share, totaling ₱1,003.3 million. The record date to determine the shareholders entitled to receive the cash dividends was set to March 14, 2016 with the payment made on March 29, 2016. Total dividends above are inclusive of dividends paid to related party shareholders amounting to ₱33.9 million.



On February 28, 2017, the Parent Company's BOD approved the declaration of cash dividends of nine-and-a-half centavos (₱0.095) per share, totaling ₱997.4 million. The record date to determine the shareholders entitled to receive the cash dividends was set to March 14, 2017 with the payment made on March 30, 2017. Total dividends above are inclusive of dividends paid to related party shareholders amounting to ₱29.7 million.

## 26. Gaming Revenue Share - net

Gaming revenue share is determined as follows:

	2017	2016	2015
	<i>(In Thousands)</i>		
Gaming revenue share - gross	₱6,119,061	₱2,171,573	₱1,008,317
Less PAGCOR license fee paid by Melco	(3,509,708)	(528,597)	(252,079)
<b>Gaming revenue share - net</b>	<b>₱2,609,353</b>	<b>₱1,642,976</b>	<b>₱756,238</b>

## 27. Other Revenue

This account consists of:

	2017	2016	2015
	<i>(In Thousands)</i>		
Amortization of discount on trade receivables (see Note 10)	₱56,297	₱48,204	₱56,768
Dividend income (see Notes 9 and 14)	22,794	28,371	23,209
Gain on sale of club shares	11,610	13,533	149,197
Income from playing rights	7,352	4,295	6,620
Income from forfeitures	5,419	13,750	60,712
Penalty	2,395	2,624	2,593
Others	4,379	8,353	2,306
	<b>₱110,246</b>	<b>₱119,130</b>	<b>₱301,405</b>

Income from forfeitures represents deposits, and to a certain extent, installment payments from customers forfeited in the event of default and/or cancellations of real estate sales.

Penalty pertains to income from surcharges for buyers' default and late payments. Income is recognized when penalty is actually collected.

Others pertain to revenues from sale of scrap supplies and various administrative fees during the year.



---

### 28. Cost of Lottery Services

This account consists of:

	2017	2016	2015
	<i>(In Thousands)</i>		
Operating supplies	<b>₱205,297</b>	₱183,151	₱159,728
Depreciation and amortization (see Note 16)	<b>194,986</b>	138,892	94,641
Online lottery system expenses	<b>193,378</b>	122,173	117,466
Software and license fees (see Note 40)	<b>191,656</b>	186,644	172,672
Consultancy fees (see Note 40)	<b>135,425</b>	122,801	124,533
Personnel costs	<b>127,100</b>	48,684	44,322
Communication fees	<b>113,335</b>	95,692	87,195
Rental and utilities	<b>62,976</b>	23,800	21,860
Others	<b>14,289</b>	9,427	4,615
	<b>₱1,238,442</b>	₱931,263	₱827,032

---

### 29. Cost of Gaming Operations

This account consists of:

	2017	2016	2015
	<i>(In Thousands)</i>		
Amortization of intangible asset (Note 17)	<b>₱115,834</b>	₱157,634	₱279,211
Consultancy fees (Note 40)	<b>78,764</b>	221,814	76,003
Marketing expenses (Note 39)	<b>20,702</b>	20,160	11,760
Payroll-related expenses	<b>11,536</b>	11,073	9,811
Transportation and travel	<b>4,780</b>	2,796	2,610
Representation and entertainment	<b>3,014</b>	3,030	2,628
	<b>₱234,630</b>	₱416,507	₱382,023

---

### 30. Cost of Real Estate Sold

The cost of real estate sold amounted to ₱256.5 million, ₱120.5 million and ₱161.0 million in 2017, 2016 and 2015, respectively.





### 31. Cost of Lease Income

This account consists of:

	2017	2016	2015
	<i>(In Thousands)</i>		
Taxes	P135,641	P136,987	P74,771
Rental (see Note 37)	42,530	46,403	30,968
Insurance	18,660	26,001	46,845
	<b>P196,831</b>	<b>P209,391</b>	<b>P152,584</b>

### 32. Cost of Services for Property Management

This account consists of:

	2017	2016	2015
	<i>(In Thousands)</i>		
Water services	P53,833	P60,829	P51,224
Power and maintenance	15,074	2,984	28,984
	<b>P68,907</b>	<b>P63,813</b>	<b>P80,208</b>

The cost of services for property management includes depreciation and amortization amounting to P15.2 million, P13.0 million and P11.7 million in 2017, 2016 in 2015, respectively (see Note 16).

### 33. General and Administrative Expenses

This account consists of:

	2017	2016	2015
	<i>(In Thousands)</i>		
Personnel costs (see Note 38)	P224,379	P198,280	P196,151
Transportation and travel	98,895	67,089	78,610
Taxes and licenses	88,887	63,476	67,530
Management and professional fees (Notes 39 and 40)	85,339	93,054	46,575
Representation and entertainment	76,285	50,970	49,837
ABLGI compensation fee	69,518	44,881	-
Security, janitorial and service fees (Note 39)	60,914	43,425	27,320
Rentals and utilities (see Notes 37 and 39)	55,687	54,360	61,575
Depreciation and amortization (see Notes 16 and 17)	55,217	54,511	45,589

*(Forward)*



	2017	2016	2015
	<i>(In Thousands)</i>		
Selling expenses	P35,305	P15,336	P20,042
Repairs and maintenance	19,407	16,418	18,017
Marketing and advertising (see Note 39)	14,285	22,579	38,179
Communication	9,110	18,466	20,936
Registration fees	6,782	24,529	9,615
Insurance	2,037	3,274	4,585
Others	565,208	186,632	33,963
	<b>P1,467,225</b>	<b>P957,280</b>	<b>P718,524</b>

Others pertain to office supplies, insurance, seminar fees, association dues incurred during the year and regular provisions of the Company.

#### 34. Interest Income and Interest Expense

The sources of the Company's interest income follow:

	2017	2016	2015
	<i>(In Thousands)</i>		
Cash and cash equivalents (see Note 8)	P29,577	P28,782	P33,210
Others	-	-	1,260
	<b>P29,577</b>	<b>P28,782</b>	<b>P34,470</b>

The sources of the Company's interest expense follow:

	2017	2016	2015
	<i>(In Thousands)</i>		
Long-term debt (see Note 23)	P344,738	P260,411	P218,493
Loans payable (see Note 21)	90,112	51,224	39,549
Nontrade liability (see Note 24)	38,090	27,256	-
Finance lease obligation (see Note 37)	10,859	12,749	10,883
Assignment of receivables	-	-	774
Others	19,866	4,139	4,278
	<b>P503,665</b>	<b>P355,779</b>	<b>P273,977</b>



### 35. Other Income – net

This account consists of:

	2017	2016	2015
	<i>(In Thousands)</i>		
Gain on sale of			
Other current assets (see Note 12)	P85,678	P-	P1,850
Available-for-sale investments (see Note 14)	76,546	351,680	90,342
Property and equipment (see Note 16)	20,102	30	(397)
Investment in associates (see Note 13)	-	5,603	-
Investments held for trading (Note 9)	-	-	7,439
Bank service charges	(33,339)	(27,756)	(42,388)
Excess input VAT	28,754	10,084	23,631
Write-off of input VAT (see Note 12)	(25,000)	-	-
Reversal of (provision for):			
Doubtful accounts on receivables (see Note 10)	(7,704)	(13,823)	(32,437)
Doubtful accounts on advances to associates (see Note 13)	-	(29,398)	-
Probable loss on other assets - net (see Note 12)	-	-	34,951
Gain on termination of ABLGI advances (see Note 24)	-	634,800	-
Reversal of impairment on investment in associates (see Note 13)	-	45,928	255
Others – net	21,112	4,480	4,609
	<b>P166,149</b>	<b>P981,628</b>	<b>P87,855</b>

### 36. Income Taxes

The provision for current income tax consists of the following:

	2017	2016	2015
	<i>(In Thousands)</i>		
RCIT	P277,358	P253,673	P284,785
MCIT	38,972	29,788	21,511
	<b>P316,330</b>	<b>P283,461</b>	<b>P306,296</b>

As at December 31, 2017, the Parent Company can claim the carryforward benefits of excess MCIT over RCIT amounting to P32.4 million, P29.1 million and P21.5 incurred in 2017, 2016, and 2015 respectively, as deduction against future taxable income until 2020, 2019 and 2018, respectively. The carryforward benefit of NOLCO incurred in 2014 amounting to P407.5 million was claimed by the Parent Company as tax credit against regular income tax in 2017. Unutilized NOLCO amounting to P14.7 million expired in 2017.



As at December 31, 2017, PLC and its subsidiaries can claim the carryforward benefits of NOLCO amounting to ₱4.9 million in 2017, ₱0.1 million in 2016 and ₱1.0 million in 2015, as deduction against future taxable income until 2020, 2019 and 2018, respectively. As at December 31, 2017, PLC can claim the carryforward benefit of excess MCIT over RCIT amounting to ₱0.7 million and ₱0.6 million incurred in 2016 and 2015, respectively, against future taxable income until 2019 and 2018, respectively.

PLC and its subsidiaries are using itemized deduction in computing their taxable income, except for PLAI, who elected to use Optional Standard Deduction (OSD) until second quarter of 2016.

The components of net deferred tax assets of the subsidiaries are as follows:

	2017	2016
	<i>(In Thousands)</i>	
Deferred tax assets:		
Unamortized past service costs	₱7,726	₱6,380
Allowance for impairment losses on trade and other receivables	4,046	3,242
Accrued expenses	2,789	2,915
NOLCO	1,467	-
Unrealized foreign exchange loss	477	1,139
Pension liability	-	900
	<b>16,505</b>	<b>14,576</b>
Deferred tax liabilities:		
Pension asset	754	-
Others	311	-
	<b>1,065</b>	<b>-</b>
<b>Net deferred tax assets</b>	<b>₱15,440</b>	<b>₱14,576</b>

The components of the net deferred tax liabilities of the Parent Company are as follows:

	2017	2016
	<i>(In Thousands)</i>	
Deferred tax assets:		
Construction cost – net	₱3,301,789	₱3,510,228
MCIT	83,017	69,229
Deferred lease income	34,679	36,915
Discount on trade receivables	22,434	16,756
Doubtful accounts	7,140	7,140
Estimated liability on construction costs	5,594	7,013
Unamortized past service costs	2,857	3,298
Accrued rent expense	2,046	249
Pension liability	1,987	4,375
Accretion of refundable deposits	889	939
Accrued selling expenses	720	1,836
NOLCO	-	130,151
	<b>3,463,152</b>	<b>3,788,129</b>

*(Forward)*



	2017	2016
	<i>(In Thousands)</i>	
Deferred tax liabilities:		
Finance lease receivable	(P5,424,954)	(P5,293,686)
Unrealized gain on sale of real estate	(108,924)	(102,997)
Accrued rent income	(110,043)	(92,252)
Unaccreted discount on refundable deposits	(38,176)	(39,726)
Deferred income on real estate sales	(798)	(798)
Deferred lease expense	(730)	(793)
Unrealized foreign exchange gain - net	(86)	(64)
	<b>(5,683,711)</b>	<b>(5,530,316)</b>
<b>Net deferred tax liabilities</b>	<b>(P2,220,559)</b>	<b>(P1,742,187)</b>

The components of the Company's temporary differences as at December 31, 2017 and 2016 for which deferred tax assets were not recognized follows:

	2017	2016
	<i>(In Thousands)</i>	
Allowances for:		
Impairment of project development costs	P2,136,820	P2,136,820
Unrealized mark-to-market loss on club shares held for trading	842,580	886,451
Doubtful accounts	739,191	739,191
Impairment losses	569,463	569,463
Probable losses	33,309	33,309
Excess MCIT over RCIT	1,257	1,257
NOLCO	176	8,661
	<b>P4,322,796</b>	<b>P4,375,152</b>

The deferred tax assets of the above temporary differences amounting to P1,053.3 million and P1,060.3 million as at December 31, 2017 and 2016, respectively, were not recognized since management believes that it is not probable that taxable income will be available against which the deferred tax assets can be utilized.

For income tax purposes, lease of the building structures accounted for as finance lease are treated as operating lease (see Note 37).

The reconciliation between the provision for income tax computed at statutory tax rate and the provision for income tax shown in the consolidated statement of comprehensive income is as follows:

	2017	2016	2015
	<i>(In Thousands)</i>		
Income tax at statutory income tax rate of 30%	P1,292,363	P1,303,210	P628,153
Income tax effects of:			
Nontaxable income	(797,970)	(764,042)	(21,990)
Change in unrecognized deferred tax assets	(6,933)	197,131	(8,543)

*(Forward)*



	2017	2016	2015
		<i>(In Thousands)</i>	
Nondeductible expenses and others	<b>₱315,086</b>	₱182,941	₱49,319
Mark-to-market loss (gain)			
on securities	(147)	(55,707)	13,039
MCIT	<b>18,586</b>	29,131	21,511
Income subjected to final tax	<b>(24,933)</b>	(8,614)	(12,155)
Income subjected to capital gains tax	<b>(3,483)</b>	(4,455)	-
Expired NOLCO	<b>4,410</b>	41	-
	<b>₱796,979</b>	₱879,636	₱669,334

Philippine Economic Zone Authority (PEZA)

In 2010, the Company's pre-qualification clearance from PEZA in relation with its efforts to secure a Tourism Economic Zone status for a portion of its flagship project, Tagaytay Highlands, has been approved. However, as at February 23, 2018, this approval has not yet been issued with a Presidential Proclamation.

On October 11, 2012, Presidential Proclamation No. 491 has been issued creating and designating eleven parcels of land with an aggregate area of approximately 69,510 square meters located at Aseana Business Park, Paranaque City, as Tourism Economic Zone. Consequently, on November 27, 2012, the Parent Company received its Certificate of Registration from PEZA as the developer of the City of Dreams Manila. The Company shall not be entitled to PEZA incentives.

**37. Lease Commitments**

*Company as a Lessor*

Finance Lease

*Lease Agreement with Melco.* On October 25, 2012, the Parent Company, as a lessor, entered into a lease agreement with Melco for the lease of land and building structures to be used in the City of Dreams Manila project ("the Project"). The lease period is co-terminus with the operating agreement between the Company and Melco which is effective on March 13, 2013 until the expiration of the License on July 11, 2033.

The Company made an assessment at inception of the lease and recorded the lease of the building structures under a finance lease and the lease of the land under an operating lease.

The Company recognized a finance lease receivable equivalent to the net investment in the lease. The average implicit interest rate on the finance lease was 15.75% per annum at inception of the lease. The lease payments made by the lessee are split into an interest component and a principal component using the effective interest method. The lease receivable is reduced by the principal received. The interest component of the payments is recognized as "Interest income on finance lease" in the consolidated statement of comprehensive income.



As at December 31, 2017 and 2016, the nominal amount of minimum lease payments and the carrying value of finance lease receivable are as follows:

	2017	2016
	<i>(In Thousands)</i>	
Within one year	<b>₱1,790,424</b>	₱1,632,282
In more than one year and not more than five years	<b>9,000,735</b>	8,292,016
<b>In more than five years</b>	<b>33,031,150</b>	35,530,357
	<b>43,822,309</b>	45,454,655
Unearned finance income	<b>(25,739,128)</b>	(27,809,034)
Net investment (present value of the minimum lease payments)	<b>18,083,181</b>	17,645,621
Current portion of receivables under finance lease	<b>1,689,973</b>	1,541,035
Noncurrent portion of receivables under finance lease	<b>₱16,393,208</b>	₱16,104,586

Interest income on finance lease amounted to ₱2,069.8 million, ₱2,003.8 million and ₱1,917.4 million in 2017, 2016 and 2015, respectively.

#### Operating Lease

*Lease Agreement with Melco.* The Parent Company recognized lease income on the lease of land by Melco amounting to ₱190.0 million in 2017 and 2016, and ₱190.9 million in 2015.

As at December 31, 2017 and 2016, the minimum lease payments to be received by the Parent Company on the lease on the land are as follows:

	2017	2016
	<i>(In Thousands)</i>	
Within one year	<b>₱135,593</b>	₱123,267
In more than one year and not more than five years	<b>680,301</b>	629,286
<b>In more than five years</b>	<b>2,395,935</b>	2,582,544
	<b>₱3,211,829</b>	₱3,335,097

The Company carried receivables relating to these leases of ₱353.9 million and ₱307.9 million under the "Receivables" account in the consolidated statements of financial position as at December 31, 2017 and 2016, respectively (see Note 10).

Costs incurred for these leases, which consists of taxes, property insurance and other costs, are presented under "Cost of lease income" account in the consolidated statements of comprehensive income (see Note 31).

*Lease Agreements with PCSO.* POSC leases to PCSO online lotto equipment and accessories for a period of 2 years and 7 months until July 31, 2018 as provided in the 2015 Amended Equipment Lease Agreement (ELA). Rental payments is based on a percentage of gross amount of lotto ticket sales from the operation of all PCSO's lotto terminals or a fixed annual rental of ₱35,000 per terminal in commercial operation, whichever is higher. Rental income recognized in the consolidated statement of income amounted to ₱1,036.9 million and ₱931.8 million in 2017 and 2016,



respectively. Future minimum rental income as at December 31 for the remaining lease term is as follows:

	2017	2016
Within one year	<b>₱85,852</b>	₱145,495
After one year but not more than five years	-	84,872
	<b>₱85,852</b>	<b>₱230,367</b>

TGTI leases to PCSO online KENO equipment and accessories for a period of 10 years from the time the ELA will run in commercial operations. Rental payment by PCSO is based on certain percentage of gross amount of Online KENO games from the operation of all PCSO's terminal or a fixed annual rental of ₱40,000 per terminal in commercial operation, whichever is higher. Rental income recognized in the consolidated statement of income amounted to ₱803.6 million and ₱647.9 million in 2017 and 2016, respectively. Future minimum rental income for the remaining lease terms is as follows:

	2017	2016
Within one year	<b>₱96,400</b>	₱80,800
After one year but not more than five years	<b>141,400</b>	222,200
	<b>₱237,800</b>	<b>₱303,000</b>

*Company as a Lessee*

**Finance Lease**

*Lottery Equipment.* The contracts for the supply of online lottery system entered into by POSC with Scientific Games and Intralot and by TGTI with Intralot contain a lease which is accounted for as finance lease. These related equipment are included as part of "Lottery equipment" under "Property and equipment" account with carrying amount of ₱103.7 million and ₱139.4 million as at December 31, 2017 and 2016, respectively (see Note 16).

Future minimum lease payments under these finance leases together with the present value of the minimum lease payments are as follows:

	2017	2016
	<i>(In Thousands)</i>	
Within one year	<b>₱45,341</b>	₱58,313
After one year but not more than five years	<b>38,944</b>	80,958
Total future minimum lease payments	<b>84,285</b>	139,271
Less amount representing interest	<b>9,422</b>	19,929
Present value of lease payments	<b>74,863</b>	119,342
Less current portion of obligations under finance lease	<b>39,489</b>	47,698
Noncurrent portion of obligations under finance lease	<b>₱35,374</b>	<b>₱71,644</b>

The contracts of POSC remain effective until July 31, 2018, the expiration date of the ELA. Payment to Scientific Games is based on a pre-agreed percentage of POSC's revenue from PCSO's conduct of online lottery games running on the system provided by Scientific Games. Payment to Intralot is based on a pre-agreed percentage of the revenue generated by the terminals from PCSO's conduct of online lottery operations or a fixed amount of US\$110 per terminal per month, whichever is higher.





Payments to Scientific Games and Intralot include the non-lease elements which are presented as "Software and license fees" account under "Cost of lottery services" in the consolidated statements of comprehensive income (see Note 28).

The contract of TGTI with Intralot commenced upon the commercial operation of 200 outlets and remains effective for 10 years until September 30, 2020. Payment to Intralot is based on a percentage of the gross receipts of PCSO from its online KENO games or a fixed amount of US\$60 per terminal per month, whichever is higher.

POSC initially recognized the finance lease liability based on the fair value of the equipment or the sales price since the minimum lease payments cannot be established, as the monthly payment varies depending on the revenue generated by the leased equipment.

#### Operating Lease

- a. POSC leases certain office spaces for periods of one to three years up to 2019. The lease agreements provide for minimum rental commitments with annual rental escalation rate of 5% to 10%. Rent expense recognized in the consolidated statement of income amounted to ₱16.2 million, ₱11.0 million and ₱6.2 million in 2017, 2016 and 2015, respectively.
- b. LotoPac, LCC and FRI lease certain properties that are renewed annually at the option of both companies. Rent expense recognized in the consolidated statement of income amounted to ₱62.9 million, ₱29.2 million and ₱11.4 million in 2017, 2016 and 2015, respectively.
- c. TGTI entered into lease contracts with the following: (1) Keewswen Development Corp. for the lease of its office space for a period of five years which commenced on February 1, 2011 expired on January 31, 2016 which was renewed for a period of two years which commenced on February 1, 2016 to January 31, 2018, (2) MBH Trading & Manufacturing Corporation for the lease of its warehouse for a period of seven years commencing on August 1, 2010 and expired on July 31, 2017 which was also renewed up to July 2020, and (3) George W.G Angel for a parking space for a period of one year, renewable upon mutual consent of the parties. Rent expense recognized in the consolidated statement of income amounted to ₱8.0 million, ₱6.0 million and ₱1.6 million in 2017, 2016 and 2015, respectively.

The above operating leases have no restrictions and contingent rentals.

Future minimum rental expense for the remaining lease terms are as follows:

	2017	2016
Within one year	₱87,722	₱14,264
After one year but not more than five years	42,104	10,751
	<b>₱129,826</b>	<b>₱25,015</b>

#### Other Operating Lease Agreements

The Parent Company entered into a lease agreement for a parcel of land situated in Aseana Business Park, Parañaque City. The 20,218 square meter land area lease shall be for a period of 10 years commencing on April 23, 2010, inclusive of two years construction period. Rental payments are subject to escalation as stated in the agreement. The contract may be renewed or extended by written agreement of the parties and upon such terms and conditions that are mutually acceptable to them. The Parent Company also paid ₱4.4 million refundable deposit which formed part of "Other noncurrent assets - refundable deposits and construction bond" in the consolidated statements of financial position (see Note 19). On April 15, 2012, the parties agreed to extend the lease term for an additional 15 years ending on April 22, 2035.



On May 12, 2012, the Parent Company entered into an operating lease agreement with SM Prime Holdings, Inc. (formerly SM Land, Inc.) covering its office space. The lease term is five years, with option to renew subject to mutually agreed upon terms and conditions. Rent is payable within 30 days upon receipt of the billing. On August 1, 2017, the operating lease agreement was renewed for another five years ending on July 31, 2022. Total rent expense charged to operations amounted to ₱11.4 million, ₱10.8 million and ₱10.5 million in 2017, 2016 and 2015, respectively (see Notes 33 and 39).

The Parent Company and Belle Bay City, through its Board of Liquidators, entered into a Memorandum of Agreement granting the Parent Company an absolute and exclusive right to build and use "air rights" a bridge way over a particular lot owned by Belle Bay City. The agreement shall be a period of 50 years or upon termination of the Parent Company's business operation on the bridge way whichever comes earlier. The air rights shall be used to connect City of Dreams Manila Phase 1 and Phase 2. Rental payments are subject to escalation as stated in the agreement. Total rent expense charged to operations relating to this transaction amounted to ₱6.4 million, ₱13.3 million and nil in 2017, 2016 and 2015, respectively (see Note 31). The Parent Company also paid ₱1.1 million refundable deposit which formed part of "Other noncurrent assets - refundable deposits and construction bond" in the consolidated statements of financial position (see Note 19).

The Company also has several operating lease arrangements on parking lots, machineries, office space and transportation equipment. Total rent expense charged to operations relating to these lease agreements amounted to ₱12.0 million in 2017, ₱10.5 million in 2016 and ₱1.2 million in 2015 (see Note 33).

The future minimum rental payments by the Company under the operating lease agreements are as follows:

	2017	2016
	<i>(In Thousands)</i>	
Within one year	₱57,087	₱41,738
After one year but not more than five years	305,356	157,705
After more than five years	623,715	814,891
	<b>₱986,158</b>	<b>₱1,014,334</b>

### 38. Pension Costs

The Parent Company and certain of its subsidiaries have funded, noncontributory defined benefit pension plans covering all regular and permanent employees. The benefits are based on employees' projected salaries and number of years of service. Costs are determined in accordance with the actuarial study, the latest of which is dated December 31, 2017.

PLC is covered under Republic Act No. 7641 which provides a defined benefit minimum guarantee for its qualified employees.

The following tables summarize the components of pension costs recognized in the consolidated statements of comprehensive income and the pension asset and pension liability recognized in the consolidated statements of financial position.



Changes in the retirement benefits of the Company in 2017 are as follows:

	Present Value of Defined Benefit Obligation	Fair Value of Plan Assets	Change in the effect of asset ceiling	Pension Asset (Liability)
<i>(In Thousands)</i>				
At January 1, 2017	(P155,377)	P151,496	P1,379	(P2,502)
Additions from acquisition of subsidiaries (see Note 18)	(616)	-	-	(616)
Net retirement income (costs) in profit or loss:				
Current service cost	(22,773)	-	-	(22,773)
Net interest	(8,743)	12,099	(36)	3,320
	(31,516)	12,099	(36)	(19,453)
Benefits paid	622	(510)	-	112
Contributions	-	18,955	-	18,955
Remeasurement gain (loss) recognized in OCI:				
Actuarial changes due to experience adjustment	(2,117)	-	-	(2,017)
Actuarial changes arising from changes in financial assumptions	10,985	-	-	10,985
Actual return excluding amount included in net interest cost	-	(4,896)	-	(4,896)
Actuarial changes due to changes in demographic assumptions	(7,438)	-	-	(7,438)
Effect of asset ceiling	-	-	(3,718)	(3,818)
	1,430	(4,896)	(3,718)	(7,184)
At December 31, 2017	(P185,457)	P177,144	(P2,375)	(P10,688)

Changes in the retirement benefits of the Company in 2016 are as follows:

	Present Value of Defined Benefit Obligation	Fair Value of Plan Assets	Change in the effect of asset ceiling	Pension Asset (Liability)
<i>(In Thousands)</i>				
At January 1, 2016	(P136,581)	P122,663	P-	(P13,918)
Net retirement income (costs) in profit or loss:				
Current service cost	(15,733)	-	-	(15,733)
Net interest	(7,405)	7,395	-	(10)
	(23,138)	7,395	-	(15,743)
Benefits paid	2,538	(2,538)	-	-
Contributions	-	31,557	-	31,557
Remeasurement gain (loss) recognized in OCI:				
Actuarial changes due to experience adjustment	(P4,031)	P-	P-	(P4,031)
Actuarial changes arising from changes in financial assumptions	3,825	-	-	3,825
Actual return excluding amount included in net interest cost	-	(4,658)	-	(4,658)

(Forward)



	Present Value of Defined Benefit Obligation	Fair Value of Plan Assets	Change in the effect of asset ceiling	Pension Asset (Liability)
<i>(In Thousands)</i>				
Actuarial changes due to changes in demographic assumptions	(P2,487)	P-	P-	(P2,487)
Effect of asset ceiling	-	-	1,379	1,379
	(2,693)	(4,658)	1,379	(5,972)
Other adjustments	4,497	(2,923)	-	1,574
At December 31, 2017	(P155,377)	P151,496	P1,379	(P2,502)

The retirement benefits are presented in the consolidated statement of financial position as at December 31, 2017 and 2016 are as follows:

	2017	2016
<i>(In Thousands)</i>		
Pension asset	<b>P13,414</b>	P10,048
Pension liability	<b>(24,102)</b>	(12,550)
Net pension liability	<b>(P10,688)</b>	(P2,502)

The following table presents the fair values of the plan assets of the Company as at December 31:

	2017	2016
<i>(In Thousands)</i>		
Cash and cash equivalents	<b>P41,192</b>	P47,195
Debt instruments - government bonds	<b>64,580</b>	56,609
Debt instruments - other bonds	<b>2,792</b>	1,771
Unit investment trust funds	<b>53,965</b>	39,108
Mutual fund	<b>6,049</b>	4,914
Others	<b>8,566</b>	1,899
	<b>P177,144</b>	P151,496

The Company's plan assets is administered by a Trustee. The Company and the retirement plan have no specific matching strategies between the retirement plan assets and define benefit asset or obligation under the retirement plan.

The principal assumptions used to determine retirement plan assets as at December 31 are as follows:

	2017	2016
Discount rates	<b>5.60%-5.77%</b>	4.83%-5.86%
Future salary increases	<b>5.00%-10.00%</b>	5.00%-10.00%



The sensitivity analysis below has been determined based on reasonably possible changes of each significant assumption on the defined benefit obligation as at December 31, 2017 and 2016 assuming if all other assumptions were held constant:

	2017		2016	
	Increase (Decrease)	Increase (Decrease) in Defined Benefit Obligation (In thousands)	Increase (Decrease)	Increase (Decrease) in Defined Benefit Obligation (In thousands)
Discount rate	1.00% (1.00%)	(P13,891) 16,945	1.00% (1.00%)	(P11,734) 14,487
Salary increase rate	1.00% (1.00%)	14,929 (12,533)	1.00% (1.00%)	13,034 (10,860)

The average duration of the Company's defined benefit obligation is 2.9 years to 15.9 years in 2017.

The maturity analysis of the undiscounted benefit payments follows:

	2017	2016
	<i>(In thousands)</i>	
Less than 1 year	P50,105	P36,061
More than 1 year to 5 years	24,758	47,932
More than 5 years to 10 years	46,763	33,225

### 39. Related Party Transactions

Related parties are enterprises and individuals that has the ability to control directly, or indirectly through one or more intermediaries or are controlled by, or under common control with the Company, including holding companies, and subsidiaries, or exercise significant influence over the other party in making financial and operating decisions. Associates and individuals owning, directly or indirectly, an interest in the voting power of the Company that gives them significant influence over the enterprise, key management personnel, including directors and officers of the Company and close members of the family of these individuals and companies associated with these individuals also constitute related parties.

In the ordinary course of business, the Company has transactions with related parties which consist mainly of extension or availment of noninterest-bearing advances. The outstanding balances at year-end are payable on demand. There have been no guarantees provided or received for any related party receivables or payables. Related party transactions are generally settled in cash.

In considering each possible related entity relationship, attention is directed to the substance of the relationship, and not merely the legal form.



Other Transactions with Associates and Related Companies

The Company has the following significant related party transactions with associates and other related parties:

Related Party	Relationship	Transaction	Transaction Amounts	Outstanding Balance	Terms	Condition
<i>(In Thousands)</i>						
APC	Associate	Advances to associate	2017 <b>₱189</b> 2016 103	<b>₱80,004</b> 79,932	Noninterest-bearing, due and demandable	Unsecured, partially provided amounting to ₱79,452 in 2017 and 2016
Belle Jar Alai	Associate	Advances to associate	2017 <b>–</b> 2016 –	<b>29,398</b> 29,398	Noninterest-bearing, due and demandable	Unsecured, fully provided in 2017 and 2016
Others	Associate	Advances to associates	2017 <b>–</b> 2016 115	<b>11,487</b> 11,487	Noninterest-bearing, due and demandable	Unsecured, fully provided in 2017 and 2016
Belle Jar-Alai	Associate	Advances from associate	2017 <b>–</b> 2016 –	<b>(60,753)</b> (60,753)	Noninterest-bearing, due and demandable	Unsecured
SM Prime Holdings, Inc.	With common stockholders	Operating lease (see Note 37)	2017 <b>11,361</b> 2016 10,797 2015 10,481	<b>(1,342)</b> (1,594) (1,919)	5 years, renewable	Not applicable
		Management and professional fees (see Note 33)	2017 <b>16,459</b> 2016 14,765 2015 12,500	<b>–</b> – –	1 year, renewable	Not applicable
SM Arena Complex Corporation	With common stockholders	Sponsorship agreement (see Note 29)	2017 <b>20,702</b> 2016 20,160 2015 7,044	<b>–</b> – –	5 years	Not applicable
Highlands Prime, Inc. (HPF)	With common stockholders	Service fees (see Note 33)	2017 15,829 2016 2,734 2015 2,734	<b>–</b> – –	5 years, renewable	Not applicable
Directors and officers	Key management personnel	Salaries and wages	2017 <b>99,531</b> 2016 98,330 2015 72,256	<b>–</b> – –	Not applicable	Not applicable

The following table provides the summary of outstanding balances and transactions for the years ended December 31, 2017, 2016, and 2015 in relation with the table above for the transactions that have been entered into with related parties:

Total Related Party Outstanding Balances before any Allowance for Impairment

	2017	2016
Advances to associates (see Note 13)	<b>₱120,889</b>	₱120,817
Advances from associates (see Note 20)	<b>60,753</b>	60,753
Advances from other related parties (see Note 20)	<b>1,342</b>	1,594

Total Related Party Transactions

	2017	2016	2015
Salaries and wages	<b>₱99,531</b>	₱98,330	₱72,256
Sponsorship agreement	<b>20,702</b>	20,160	7,044
Management fee	<b>16,459</b>	14,765	12,500
Rent expense	<b>11,361</b>	10,797	10,481
Service fee	<b>15,829</b>	2,734	2,734

Allowance provided on advances to associates charged to "Investments in and Advances to Associates" amounted to ₱120.3 million as at December 31, 2017 and 2016 (see Note 13).



Transactions with other related parties are as follows:

- Belle entered into a sponsorship agreement with SM Arena Complex Corporation (SMACC) for 5 years commencing on May 21, 2012. The Company is charged for a sponsorship fee of ₱95.0 million payable in 5 equal installments of ₱19.0 million annually. In return, SMACC shall grant the Company marketing and promotional entitlements in the MOA Arena during the sponsorship period. The fees are payable within 30 days upon the receipt of billing. In 2016, the agreement was pre-terminated with Belle and PLAI assumed the contract with SMACC.
- In 2014, the Parent Company entered into a renewable one-year management and professional service agreement with SM Prime Holdings, Inc. Management and professional fees charged by SM Prime Holdings, Inc. to the Parent Company amounted to ₱16.5 million, ₱14.8 million and ₱12.5 million in 2017, 2016 and 2015, respectively, which are recognized under "General and administrative expenses" in consolidated statements of comprehensive income. The fees are payable within 30 days upon the receipt of billing.
- In 2015, the Parent Company entered into a renewable one-year service agreement with HPI for manpower supervision. Service fees charged by HPI to the Parent Company amounted to ₱15.8 million in 2017 and ₱2.7 million in 2016 and 2015, respectively, which are recognized under "General and administrative expenses" in consolidated statements of comprehensive income.

---

#### 40. Significant Contracts and Commitments

##### Investment Commitment with PAGCOR

The Company and its casino operator is required to have an "Investment Commitment" based on PAGCOR guidelines of US\$1.0 billion, of which US\$650.0 million shall be invested upon the opening of the casino and the other US\$350.0 million shall be invested within a period of three (3) years from the commencement of the casino operations. The Investment Commitment should comprise of the value of land used for the projects and the construction costs of various facilities and infrastructure within the site of the project.

The other salient provisions of the License are: (i) creation of an escrow account where the funds to be used exclusively for the Project are expected to flow through but with a maintaining balance of US\$50.0 million and is separately shown as the "Escrow Fund" account in the 2012 consolidated statement of financial position; (ii) issuance of performance bond of US\$100.0 million to guarantee the completion of the project; and (iii) issuance of surety bond of US\$100.0 million to guarantee the payment to PAGCOR of all fees payable under the License granted by PAGCOR.

In May 2013, the Escrow was terminated as Melco deposited its own Escrow Fund to replace that of the Company.

##### Cooperation Agreement with Melco

On October 25, 2012, the Company together with PLAI ("Philippine Parties"), formally entered into a Cooperation Agreement with Melco which governs their cooperation in the development and operation of the City of Dreams Manila. The Cooperation Agreement places the Company as a co-licensee and the owner of the site's land and buildings, while Melco will be a co-licensee and operator of all the facilities within the resort complex.



In March 2013, Melco paid the Company the amount of ₱949.6 million which represents various costs Melco agreed to absorb as one of the conditions of the Philippine Parties in including the Melco Parties as co-licensees under the Project.

Operating Agreement with Melco

On March 13, 2013, the Parent Company, together with PLAI, entered into an Operating Agreement with MPHIL Holdings No. 2 Corporation, MPHIL Holdings No.1 Corporation and Melco. Under the terms of the Operating Agreement, Melco was appointed as the sole and exclusive operator and manager of the casino development Project.

The Operating Agreement shall be in full force and effect for the period of the PAGCOR License, unless terminated earlier in accordance with the agreements among the parties.

Pursuant to this agreement, PLAI shares from the performance of the casino gaming operations. Gaming revenue share in 2017, 2016 and 2015 amounted to ₱2,609.4 million, ₱1,643.0 million and ₱756.2 million, respectively (see Note 26).

Advisory Services by ABLGI

ABLGI agreed to act in an advisory capacity to the Parent Company and PLAI subject to certain limitations for a consideration equivalent to a percentage of PLAI's income from gaming revenue share.

Effective 2017, ABLGI, Belle and PLAI entered into an agreement to assign the ABLGI's advisory and consulting services to BGRHI (see Note 17).

Consultancy fees to ABLGI amounting to ₱72.9 million, ₱216.1 million and ₱76.0 million in 2017, 2016 and 2015 was presented as part of "Cost of gaming operations" in the 2017, 2016 and 2015 consolidated statements of comprehensive income (see Note 29).

Share Swap Agreement

In 1997, PLC (then Sinophil Corporation), together with Belle (then a 32% shareholder) entered into a Swap Agreement with Metroplex whereby PLC issued 3,870,000,000 of its common shares in exchange for 46,381,600 shares of LIR-HK, a Hong Kong-based company, which is a subsidiary of Metroplex.

On August 23, 2001, a Memorandum of Agreement (MOA) was entered into by and among the Parent Company, PLC, Metroplex and LIR-HK rescinding the Swap Agreement and cancelling all obligations stated therein and reversing all the transactions as well as returning all the objects thereof in the following manner:

- a. Metroplex shall surrender the certificates of PLC shares held by them in relation to the Swap Agreement. Belle shall then cause the reduction of the capital stock of PLC to the extent constituting the PLC shares of stock surrendered by Metroplex and the cancellation and delisting of such shares from the PSE.
- b. PLC shall surrender the LIR-HK shares back to Metroplex.

In view of such definite plan to rescind the Swap Agreement through the MOA or other means, PLC discontinued using the equity method in accounting for its investment in LIR-HK starting from LIR-HK's fiscal year beginning February 1, 1999.





On February 18, 2002, PLC's stockholders approved the cancellation of 3,870,000,000 shares held by Metroplex. However, Metroplex failed to deliver the stock certificates for cancellation covering the 2,000,000,000 shares of their total shareholdings. PLC again presented to its stockholders the reduction of its authorized capital stock to the extent of 1,870,000,000 shares, which were already delivered by Metroplex. On June 3, 2005, the stockholders approved the cancellation and delisting of the 1,870,000,000 shares. On March 28, 2006, the SEC formally approved PLC's application for the capital reduction and cancellation of the 1,870,000,000 PLC shares. The application to delist the said shares was also approved by the PSE.

As a result of the cancellation of the shares, investment in LIR-HK was reduced by ₱2,807.8 million in 2006. The corresponding decrease in PLC's capital stock and additional paid-in capital, and share in cumulative translation adjustments of an associate amounted to ₱1,870.0 million, ₱1,046.9 million and ₱109.1 million, respectively.

In 2007, the PLC acquired LIR-HK's loan from Union Bank of the Philippines which was secured by the 1,000,000,000 shares of PLC held by Metroplex for a total consideration of ₱81.6 million. Upon acquisition, an application for capital reduction and cancellation of 1,000,000,000 PLC shares was filed with the SEC after obtaining stockholders' approval.

On June 24, 2008, upon obtaining the approval of the SEC, the 1,000,000,000 PLC shares in the name of Metroplex were cancelled. As a result, investment in LIR-HK was reduced by ₱1,501.5 million in 2008. The corresponding decrease in PLC's capital stock, additional paid-in capital and share in cumulative translation adjustments of an associate amounted to ₱1,000.0 million, ₱559.8 million and ₱58.3 million, respectively. In 2009, PLC applied with the SEC for further decrease of its authorized capital stock for 1,000,000,000 shares. This application was approved on July 9, 2009 by the SEC. However, PLC did not effect such decrease in authorized capital stock as these cannot be surrendered for cancellation.

In 2009, Metroplex filed before the Court of Appeals (CA) to review the Order of the SEC denying their petition to nullify the approval of the reduction of PLC's capital stock. Petition was elevated to the Supreme Court (SC) after the CA sustained the SEC ruling. The deal was scuttled when the remaining 1,000,000,000 undelivered PLC shares (hereinafter referred to as the "Shares") are being held by another creditor, Evanston Asset Holdings Pte. Ltd ("Evanston"), as collateral for loans obtained by Metroplex. Metroplex was previously negotiating for the release of such pledge to be able to carry out the terms of the MOA. However, during 2012, PLC was informed by Evanston that they had undertaken foreclosure proceedings on the Shares. While Evanston has stated willingness to negotiate with PLC towards the transfer of the Shares, there is no assurance that PLC will be able to acquire the Shares from Evanston. Thus, PLC recognized full impairment loss of ₱1,559.8 million on its investment in LIR-HK in view of the then uncertainty of implementing the MOA rescinding the Swap Agreement.

Notwithstanding the foregoing, cognizant of the fact that whoever had possession of the Shares would be dispossessed of its property by reason of the approval of the decrease in capital which implies the cancellation of said shares, PLC exerted earnest efforts to have the SEC revoke its approval of the third decrease in capital. However, SEC continued to deny any petition on the following grounds:

- (i) the documents submitted by appellant in support of its application for the decrease of capital stock, were all complete and regular on its face;
- (ii) there was no allegation of fraud, actual or constructive, nor misrepresentation in its application for decrease of authorized capital stock.

In June 2013, PLC filed a Memorandum of Appeal with the SEC to appeal the denial of the petition.



On April 22, 2014, PLC filed with the SEC a Notice of Withdrawal of the Memorandum of Appeal filed on June 20, 2013 and proceeded to effect the cancellation of the shares and compensated the parties who were in possession of the remaining 1,000,000,000 PLC shares. As a result, investment in LTR-HK was reduced by ₱1,501.5 million in 2014. The corresponding decrease in capital stock, additional paid-in capital and share in cumulative translation adjustments of an associate amounted to ₱1,000.0 million, ₱559.8 million and ₱58.3 million, respectively.

Correspondingly, PLC recognized a receivable from Metroplex for ₱340.7 million which was the cost of implementing the MOA rescinding the Swap Agreement and the cancellation of the said Shares.

Equipment Lease Agreement (ELA) between POSC and PCSO

*ELA.* POSC has an ELA with the PCSO for the lease of not less than 800 lotto terminals, which includes central computer, communications equipment and the right to use the application software and manuals for the central computer system and draw equipment of PCSO for its Visayas-Mindanao (VISMIN) operations for a period of eight years from April 1, 2005 to March 31, 2013.

PCSO is the principal government agency for raising and providing funds for health programs, medical assistance and services, and charities of national character through holding and conducting charity sweepstakes, races, and lotteries.

*2012 Amended ELA.* On May 22, 2012, the POSC and PCSO amended some provisions of the ELA which reduced the rental fee for the VISMIN operations and included the lease of lotto terminals and supply of betting slips and ticket paper rolls in some of PCSO's Luzon operations for additional lease fee effective June 1, 2012 until March 31, 2013, which is concurrent with the ELA expiry. The amendment also incorporated the fee for maintenance and repair services as part of the rental fee and provided PCSO an option to purchase the equipment related to its VISMIN operations at the end of the lease period for ₱15.0 million.

*2013 Amended ELA.* On March 26, 2013, the POSC and PCSO further amended some provisions of the ELA which extended it from March 31, 2013 to July 31, 2015. In lieu of the PCSO option to purchase the equipment related to its VISMIN operations, POSC agreed to reduce the rental fee on the lotto terminals for the VISMIN operations and POSC to shoulder the cost of betting slips and ticket paper rolls for the PCSO's Luzon and VISMIN operations. The amendment also incorporated the fee for the supply of betting slips and ticket paper rolls for the PCSO's Luzon operations as part of the rental fee.

*2015 Amended ELA.* On July 15, 2015, the POSC and PCSO further amended some provisions of the ELA which extended it from August 1, 2015 to July 31, 2018. The amendment also required the POSC to deposit an additional ₱5.0 million cash bond to guarantee the unhampered use and operation of the lottery system, including equipment, servers, network communication and terminals. The additional cash bond is included under "Other noncurrent assets" account in the consolidated statements of financial position.

The rental fee, presented as "Equipment rentals" in the consolidated statements of comprehensive income, is based on a percentage of gross sales of lotto terminals from PCSO's VISMIN and Luzon operations or a fixed annual rental of ₱35,000 per terminal in commercial operation, whichever is higher. This covers the equipment rental of lotto terminals, central computer system and communications equipment including the accessories and right to use the application software and manuals for the central computer system and terminals and draw equipment, as well as the supply of betting slips and ticket paper rolls, and maintenance and repair services. The number of installed lotto terminals totaled 4,205 and 4,157 as at December 31, 2017 and 2016, respectively.



*Instant Scratch Tickets.* On March 25, 2009, POSC entered into a non-exclusive Memorandum of Agreement (MOA) with PCSO, for a period of seven years, effective December 1, 2009 to undertake the printing, distribution and sale of scratch tickets. The MOA requires a cash bond to be deposited in an interest-bearing bank account designated by PCSO to guarantee the payment of all prizes for each series of tickets distributed, subject to review by PCSO, which was paid in January 2010, for a period of seven years from the date of initial launch of the instant tickets and shall be maintained co-terminus with this MOA. The ₱10.0 million cash bond is recognized under "Other noncurrent assets" account in the consolidated statements of financial position (see Note 19).

On March 31, 2015 the POSC OMOA with PGEC for the authorization of PGEC as the exclusive marketing, distribution, selling and collecting agent of POSC throughout the Philippines. The agreement took effect on April 1, 2015 and shall remain effective as long as the MOA with PCSO or any extension thereof shall be effective.

PGEC agreed to assume POSC's commitment to PCSO to solely shoulder the project cost for the Instant Scratch Ticket program, which consists of the costs of production, distribution, warehousing, printing, handling, software and hardware maintenance, advertising, marketing, selling and other related expenses necessary to totally dispose of all instant tickets. PGEC is entitled to all the revenues, sums and proceeds from the Instant Scratch Tickets beginning April 1, 2015, and shall be obligated to shoulder the pay-outs for all winnings from said tickets sold beginning April 1, 2015. In consideration for the OMOA, PGEC agreed to pay POSC a guaranteed fixed monthly fee of ₱4.0 million starting April 2015. This fee is included as part of "Commission and distribution income" under "Revenue" in the consolidated statements of comprehensive income.

POSC shall continue to pay the share of PCSO and the cash bond pursuant to the MOA, however, PGEC agreed to guarantee payment of the share of PCSO to POSC beginning April 2015. An existing consultancy agreement between POSC and PGEC for the scratch ticket operations was immediately terminated upon execution of the OMOA.

The MOA with POSC expired on November 30, 2016 and the OMOA with PGEC also expired accordingly. All tickets distributed to the retailers and agents, shall be allowed to be marketed continuously until fully sold and the corresponding winnings thereof shall be honored and paid even after the period of the MOA with PCSO.

#### TGTI Equipment Rental

TGTI has an ELA with PCSO which provides for the lease of the equipment for PCSO's Online KENO games. The lease is for a period of ten (10) years commencing on October 1, 2010, the date of actual operation of at least 200 Online KENO outlets. The rental fee, presented as "Equipment rental" in the consolidated statements of income, is based on a percentage of the gross sales of the "Online KENO" terminals or a fixed annual rental of ₱40,000 per terminal in commercial operation, whichever is higher. The ELA may be extended and/or renewed upon the mutual consent of the parties.

On July 15, 2008, TGTI and PCSO agreed on some amendments to the ELA. Under the terms of the Amended ELA, TGTI shall provide the services of telecommunications integrator and procurement of supplies for the Online KENO operations of PCSO in Luzon and VISMIN areas. In consideration for such services, PCSO shall pay additional fee based on a certain percentage of the gross sales from all Online KENO terminals in operation in Luzon and VISMIN areas computed by PCSO and payable bi-weekly. As at December 31, 2017 and 2016, there are 2,400 and 2,020 Online KENO terminals in operation, respectively.



POSC's Consultancy Agreements, Contracts with Scientific Games and Intralot, Management Agreement

a. Consultancy Agreements

POSC and its subsidiaries hired the services of several consultants for its gaming operations. Consultancy fees are based on a certain percentage of the gross amount of ticket sales of certain variants of lottery operations of PCSO.

b. Scientific Games

On February 15, 2005, POSC entered into a contract with Scientific Games, a company incorporated under the laws of the Republic of Ireland, for the supply of computer hardware and operating system software. Under the terms of the "Contract for the Supply of the Visayas-Mindanao Online Lottery System (CVMOLS)," Scientific Games provided 900 online lottery terminals and terminal software necessary for POSC's leasing operations. In consideration, POSC shall pay Scientific Games a pre-agreed percentage of the revenue generated by the terminals from PCSO's conduct of online lottery operation using the computer hardware and operating system provided by Scientific Games. The contract shall continue as long as the POSC's ELA with PCSO is in effect.

On October 2, 2012, POSC and Scientific Games amended the contract to extend the period from April 1, 2013 until August 31, 2015, and for the supply of additional terminals for the 2012 Amended ELA.

On November 20, 2015, POSC and Scientific Games further amended the contract to extend the period from September 1, 2015 until July 31, 2018 and for Scientific Games to supply 1,500 brand new terminals to POSC. The amended contract also removed the provision for the Inactive Terminal Fee of US\$25.00 per terminal per month for any additional terminals not connected to the software provided by Scientific Games.

c. Intralot

- i) On March 13, 2006, POSC entered into a contract with Intralot, a company incorporated under the laws of Greece, for the supply of online lottery system necessary for the operation of a new online lottery system effective December 8, 2006. Under the terms of the CVMOLS, Intralot provided POSC the hardware, operating system software and terminals and the required training required to operate the system. In consideration, POSC shall pay Intralot a pre-agreed percentage of the revenue generated by the terminals from PCSO's conduct of online lottery operations or a fixed amount of US\$110 per terminal per month, whichever is higher. The Contract shall continue as long as POSC's ELA with PCSO is in effect.

On July 10, 2006, Intralot entered into an agreement with Intralot Inc., a subsidiary domiciled in Atlanta, Georgia, wherein Intralot assigned to Intralot, Inc. the whole of its contract with POSC, including all its rights and obligations arising from it.

On August 16, 2012, POSC and Intralot further agreed to amend the supply agreement for the latter to supply reconditioned or refurbished lotto terminals to the former. These additional terminals are ordered to enable POSC to serve the requirements of PCSO in the 2012 Amended ELA. However, POSC has the option to order from Intralot brand new lotto



terminals at a higher price per unit. POSC will pay Intralot a pre-agreed percentage of the revenue generated by the terminals from PCSO's online lottery operations in Luzon or US\$110.00 per terminal, whichever is higher.

On September 6, 2013, POSC and Intralot further agreed to amend the supply agreement for the latter to provide for additional terminals to enable POSC to expand its online lottery operations. Furthermore, effective April 1, 2013, POSC and Intralot agreed to lower the percentage of revenues paid by the former to the latter.

In April 2016, POSC and Intralot again amended the contract for the latter to supply additional reconditioned or refurbished lotto terminals to the former and extend the term of the contract until August 31, 2018.

- d. TGTI has a contract with Intralot effective until September 30, 2020 for the supply of online lottery system (lottery equipment) accounted for as a finance lease. TGTI is being charged a certain percentage of equipment rental from the revenue from PCSO. On July 15, 2008, the Lease Contract between TGTI and Intralot was modified such that instead of receiving monthly remuneration calculated on a percentage basis of the gross receipts of TGTI from its ELA, Intralot now receive monthly remuneration calculated on a percentage basis of the gross receipts of PCSO from its "Online KENO" games. On March 22, 2011, the Lease Contract between or US\$60 per terminal per month, whichever is higher and Intralot was further modified to reduce the percentage charged by Intralot to TGTI and that TGTI undertakes a letter of guarantee amounting to ₱20.0 million not later than March 28, 2011 in order for TGTI to secure the payment of Intralot's remuneration. The said guarantee bond is recognized under "Other noncurrent assets" account in the consolidated statements of financial position (see Note 19).

e. Management Agreement

POSC and TGTI entered into a Management Agreement with AB Gaming and Leisure Exponent Specialist, Inc. ("Manager") for the latter to provide investment and management counsel and to act as manager and overseer of its operations. In consideration of the Manager's services, POSC shall pay a monthly fee of ₱0.1 million and an amount equivalent to a certain percentage of the annual earnings before interest, taxes, depreciation, and amortization (EBITDA).

Software and license fee recognized as part of "Cost of lottery services" arising from Scientific Games contract and Intralot contracts above amounted to ₱191.7 million, ₱186.6 million and ₱90.4 million in 2017, 2016 and 2015, respectively (see Note 28).

Consultancy and management fees recognized under "Consultancy fees" as part of "Cost of lottery services" amounted to ₱135.4 million, ₱122.8 million and ₱24.6 million in 2017, 2016 and 2015, respectively (see Note 28). Consultancy fees recognized under "Management and professional fees" as part of "General and Administrative Expenses" amounted to nil, ₱20.5 million, and nil in 2017, 2016 and 2015, respectively (see Note 33).



---

**41. Contingencies**

- a. In the normal course of business, there are certain tax cases and legal cases related to labor disputes and land ownership issues filed against the Company.
- b. PLC is a party to a civil case filed by Metroplex before the CA to review the February 26, 2009 Order of the SEC denying the Metroplex petition to nullify the approval of the reduction of PLC's capital stock (see Note 40). On July 17, 2013, the CA sustained the ruling of the SEC, thus Metroplex filed a petition for review with the SC on September 4, 2014. As at February 23, 2018, the Supreme Court has yet to resolve this petition.

However, as discussed in Note 40, the cancellation of the Swap Agreement was implemented following PLC's filing to the SEC of a Notice of Withdrawal of the Memorandum of Appeal filed on June 20, 2013.

- c. The management is still assessing the possible impact of the on-going litigation between Philippine Gaming Management Corporation (PGMC) and PCSO that, if resolved in favor of PGMC, would have the effect of cancelling the existing terminals currently operating in Luzon, as leased by POSC to PCSO.

On September 5, 2012, a Writ of Preliminary Injunction (Injunction) was issued by Branch 143 of the Regional Trial Court (RTC) of Makati. The Injunction orders PCSO to refrain from: 1) implementing, enforcing or exercising any right arising from the 2012 ELA between the Parent Company PCSO; 2) ordering or allowing the Company, or any third party, to install or operate any equipment, computer or terminal relating to on-line lottery operations in Luzon; and 3) committing any act that in any way violates or otherwise interferes with the ELA between PGMC and PCSO. POSC has filed a case with the Supreme Court to nullify the Injunction.

On July 17, 2013, the Supreme Court decided on the case brought forth by POSC that it be consolidated with the case between PGMC and PCSO, thus making POSC a party to the case which is now pending before the CA. Meanwhile, PGMC and PCSO have entered into an Interim Settlement whereby they agreed, among others, to maintain the status quo insofar as the POSC terminals already installed in Luzon are concerned. POSC's Request for Arbitration was denied by the International Court of Arbitration on July 17, 2014, due to PCSO's opposition. An Urgent Motion to Resolve was filed by POSC with the CA to compel the court to issue an order to PGMC and PCSO to include the POSC in the negotiations.

On January 29, 2016, PCSO filed a Manifestation with Motion to Dismiss dated January 12, 2016, stating that the presiding Judge approved PGMC and PCSO's "Interim Settlement" dated December 11, 2013 wherein it was agreed that the case will be archived pending arbitration. PCSO also averred that, on December 13, 2015, PGMC and PCSO executed a "Supplemental and Status Quo Agreement" wherein the parties agreed to dismiss all pending judicial and civil actions between them but shall continue with the arbitration proceedings. Thus, pursuant to the agreement, PCSO prayed for the dismissal of this case which was eventually dismissed by virtue of the Resolution dated March 1, 2016.

On September 13, 2016, POSC filed a Memorandum with the Court of Appeals. The case is now submitted for the resolution. As at February 23, 2018, the case is still pending with the Court of Appeals.



42. **Basic/Diluted EPS**

	2017	2016	2015
	<i>(In Thousands, Except EPS)</i>		
Earnings attributable to Equity holders of the Parent (a)	<b>₱2,872,412</b>	₱2,700,117	₱1,533,731
Weighted average number of issued common shares at beginning of year	<b>10,561,000</b>	10,561,000	10,559,383
Weighted average number of common treasury shares at beginning of year	<b>(62,320)</b>	(42,146)	-
Number of parent company common shares held by subsidiaries at beginning of year	<b>(357,108)</b>	(353,271)	(314,416)
Sale of entities holding parent commons shares	<b>38,542</b>	-	-
Acquisition of entities holding parent common shares	<b>(3,441)</b>	(3,837)	(22,462)
Issued during the year	-	-	389
Treasury shares during the year	-	(20,112)	(15,673)
Weighted average number of issued common shares - basic, at end of year (b)	<b>10,176,673</b>	10,141,634	10,207,221
Basic/diluted EPS (a/b)	<b>₱0.282</b>	₱0.266	₱0.150

There are no common stock equivalents that would have a dilutive effect on the basic EPS.

43. **Financial Assets and Financial Liabilities**

Financial Risk Management Objectives and Policies

The Company's principal financial assets and financial liabilities are composed of cash and cash equivalents, receivables, investments held for trading, AFS financial assets, trade and other current liabilities, loans payables, long-term debt, nontrade liability, installment payable and obligations under finance lease. The main purpose of these financial assets and financial liabilities is to raise finances for the Company's operations. The Company has various other financial assets and financial liabilities such as receivables, advances to associates and other related parties and trade and other liabilities, which arise directly from its real estate operations.

The main risks arising from the Company's financial assets and financial liabilities are interest rate risk, foreign currency risk, equity price risk, credit risk and liquidity risk. The Company's BOD and management review and agree on the policies for managing each of these risks and these are summarized below.

*Interest Rate Risk.* Interest rate risk arises from the possibility that changes in interest rates will affect future cash flows or the fair values of financial assets and financial liabilities. The Company's exposure to interest rate risk relates primarily to the Company's long-term debt which are subject to cash flow interest rate risk.

The Company's policy is to manage its interest cost by limiting its borrowings and entering only into borrowings at fixed interest rates.



*Foreign Currency Risk.* Foreign currency risk is the risk that the fair value or future cash flows of financial asset or financial liability will fluctuate due to changes in foreign exchange rates.

As at December 31, 2017 and 2016, foreign currency-denominated financial asset and financial liability in US dollars, translated into Philippine peso at the closing rate:

	2017	2016
	<i>(In Thousands)</i>	
Cash and cash equivalents	\$720	\$850
Consultancy and software license fee payable*	(1,001)	(986)
Foreign currency-denominated financial assets (liabilities)	(\$281)	(\$136)

\*Presented under "Trade and other current liabilities" account in the consolidated statements of financial position.

In translating the foreign currency-denominated financial liabilities into peso amounts, the exchange rate used was ₱49.93 to US\$1.0 and ₱49.72 to US\$1.0, as at December 31, 2017 and 2016, respectively.

It is the Company's policy to ensure that capabilities exist for active but conservative management of its foreign currency risk. The Company seeks to mitigate its transactional currency exposure by maintaining its costs at consistently low levels, regardless of any upward or downward movement in the foreign currency exchange rate.

The following table demonstrates the sensitivity to a reasonably possible change in the U.S. dollar exchange rates, with all other variables held constant, of the Company's consolidated income before tax as at December 31, 2017 and 2016. There is no other impact on the Company's equity other than those already affecting the profit or loss in the consolidated statements of comprehensive income.

	2017		2016	
	Increase in US\$ Rate	Decrease in US\$ Rate	Increase in US\$ Rate	Decrease in US\$ Rate
	<i>(In Thousands, Except Change in US\$ Rate)</i>			
Change in US\$ rate*	1.78	(1.78)	1.18	(1.18)
Effect on income before income tax	(₱499)	₱499	(₱160)	₱160

\*Average movement of U.S. dollar against Philippine peso for the past five years.

The increase in US\$ rate means stronger US dollar against peso while the decrease in US\$ means stronger peso against the US dollar.

*Equity Price Risk.* Equity price risk is the risk that the fair value of quoted investments held for trading and AFS financial assets in listed equities decreases as a result of changes in the value of individual stock. The Company's exposure to equity price risk relates primarily to the Company's investments held for trading. The Company monitors the equity investments based on market expectations. Significant movements within the portfolio are managed on an individual basis and all buy and sell decisions are approved by the BOD.





The following table demonstrates the sensitivity to a reasonably possible change in equity price, with all other variables held constant, of the Company's 2017 and 2016 consolidated total comprehensive income before income tax:

<u>Increase (Decrease) in Equity Price</u>	<u>2017</u>	<u>2016</u>
	<i>(In Thousands)</i>	
Impact in profit or loss		
5%	<b>₱113,983</b>	₱111,628
(5%)	<b>(113,983)</b>	(111,628)
Impact in other comprehensive income		
5%	<b>₱123,764</b>	₱115,320
(5%)	<b>(123,764)</b>	(115,320)

*Credit Risk.* Credit risk is the risk that the Company will incur a loss because its customers or counterparties fail to discharge their contractual obligations. It is the Company's policy that all customers who wish to trade on credit terms are subject to credit verification procedures. In addition, receivable balances are monitored on an ongoing basis with the result that the Company's exposure to bad debts is not significant. The Company does not offer credit terms without the specific approval of the management. There is no significant concentration of credit risk.

In the Company's real estate business, title to the property is transferred only upon full payment of the purchase price. There are also provisions in the sales contract which allow forfeiture of installments/deposits made by the customer in favor of the Company and retain ownership of the property. The Company has the right to sell, assign or transfer to third party and any interest under sales contract, including its related receivables from the customers. The Company's primary target customers are high-income individuals and top corporations, in the Philippines and overseas. These measures minimize the credit risk exposure or any margin loss from possible default in the payments of installments.

Trade receivables from sale of real estate units are secured with pre-completed property units. The legal title and ownership of these units will only be transferred to the customers upon full payment of the contract price. Receivables from sale of club shares are secured by the shares held by the Company. For other receivables, since the Company trades only with recognized third parties, there is no requirement for collateral.

With respect to credit risk arising from the financial assets of the Company, which comprise of cash and cash equivalents, investments held for trading, receivables, finance lease receivables, advances to associates, AFS financial assets, deposits, refundable deposits and construction bonds, and guarantee bonds, the Company's exposure to credit risk arises from default of the counterparty, with a maximum exposure equal to the carrying value of these financial assets.



The table below shows the Company's aging analysis of financial assets.

	2017						
	Neither Past Due nor Impaired	Past Due but not Impaired				Impaired	Total
		Less than 30 Days	31 to 60 Days	61 to 90 Days	Over 90 Days		
	(In Thousands)						
Cash and cash equivalents*	P3,705,134	P-	P-	P-	P-	P-	P3,705,104
Investments held for trading	2,279,666	-	-	-	-	-	2,279,666
Receivables:							
Trade	1,902,101	7,783	9,934	4,805	63,160	103,383	2,091,166
Others	108,001	-	-	-	-	172,684	280,685
Finance lease receivable	18,083,181	-	-	-	-	-	18,083,181
Advances to associates**	552	-	-	-	-	120,337	120,889
AFS financial assets	2,475,287	-	-	-	-	-	2,475,287
Deposits***	27,955	-	-	-	-	-	27,955
Refundable deposit	23,074	-	-	-	-	-	23,074
Guarantee bonds****	35,000	-	-	-	-	-	35,000
	P28,639,951	P7,783	P9,934	P4,805	P63,160	P396,404	P29,122,037

\*Excluding cash on hand.

\*\*Presented under "Investments in and advances to associates" account in the consolidated statement of financial position.

\*\*\*Presented under "Other current assets" account in the consolidated statement of financial position.

\*\*\*\*Presented under "Other noncurrent assets" account in the consolidated statement of financial position.

	2016						
	Neither Past Due nor Impaired	Past Due but not Impaired				Impaired	Total
		Less than 30 Days	31 to 60 Days	61 to 90 Days	Over 90 Days		
	(In Thousands)						
Cash and cash equivalents*	P2,945,822	P-	P-	P-	P-	P-	P2,945,822
Investments held for trading	2,232,710	-	-	-	-	-	2,232,710
Receivables:							
Trade	1,801,473	8,928	7,590	4,500	1,542	107,440	1,931,473
Others	57,634	3	-	-	84	172,684	230,405
Finance lease receivable	17,645,621	-	-	-	-	-	17,645,621
Advances to associates**	480	-	-	-	-	120,337	120,817
AFS financial assets	2,026,944	-	-	-	-	-	2,026,944
Deposits***	20,959	-	-	-	-	-	20,959
Guarantee bonds****	35,000	-	-	-	-	-	35,000
	P26,766,643	P8,931	P7,590	P4,500	P1,626	P400,461	P27,189,751

\*Excluding cash on hand.

\*\*Presented under "Investments in and advances to associates" account in the consolidated statement of financial position.

\*\*\*Presented under "Other current assets" account and "Other noncurrent assets" account in the consolidated statement of financial position.

\*\*\*\*Presented under "Other noncurrent assets" account in the consolidated statement of financial position.

Financial assets are considered past due when collections are not received on due date.

Past due accounts which pertain to trade receivables from sale of real estate units and club shares are recoverable since the legal title and ownership of the real estate units and club shares will only be transferred to the customers upon full payment of the contract price.

The table below shows the credit quality of the Company's financial assets that are neither past due nor impaired based on historical experience with the corresponding third parties.

	2017			
	High Grade	Medium Grade	Unrated	Total
Cash and cash equivalents*	P3,705,134	P-	P-	P3,705,134
Investments held for trading	178,483	-	2,101,183	2,279,666
Receivables:				
Trade	1,902,101	-	-	1,902,101
Others	108,001	-	-	108,001
Finance lease receivable	18,083,181	-	-	18,083,181

(Forward)



2017				
	High Grade	Medium Grade	Unrated	Total
	<i>(In Thousands)</i>			
Advances to associates**	₱552	₱-	₱-	₱552
AFS financial assets	2,365,716	851	108,720	2,475,287
Deposits***	-	27,955	-	27,955
Refundable deposit and construction bonds****	23,074	-	-	23,074
Guarantee bonds****	35,000	-	-	35,000
	<b>₱26,401,242</b>	<b>₱28,806</b>	<b>₱2,209,903</b>	<b>₱28,639,951</b>

\*\*Excluding cash on hand.

\*\*Presented under "Investments in and advances to associates" account in the consolidated statement of financial position.

\*\*\*Presented under "Other current assets" account in the consolidated statement of financial position.

\*\*\*\*Presented under "Other noncurrent assets" account in the consolidated statement of financial position.

2016				
	High Grade	Medium Grade	Unrated	Total
	<i>(In Thousands)</i>			
Cash and cash equivalents*	₱2,945,822	₱-	₱-	₱2,945,822
Investments held for trading	165,990	-	2,066,720	2,232,710
Receivables:				
Trade	1,801,473	-	-	1,801,473
Others	57,634	-	-	57,634
Finance lease receivable	17,645,621	-	-	17,645,621
Advances to associates**	480	-	-	480
AFS financial assets	1,921,444	2,281	103,219	2,026,944
Deposits***	-	20,959	-	20,959
Guarantee bonds****	35,000	-	-	35,000
	<b>₱24,573,464</b>	<b>₱23,240</b>	<b>₱2,169,939</b>	<b>₱26,766,643</b>

\*Excluding cash on hand.

\*\*Presented under "Investments in and advances to associates" account in the consolidated statement of financial position.

\*\*\*Presented under "Other current assets" account and "Other noncurrent assets" account in the consolidated statement of financial position.

\*\*\*\*Presented under "Other noncurrent assets" account in the consolidated statement of financial position.

High grade financial assets pertain to receivables from clients or customers who have no history of delayed payment while medium grade includes receivables from clients or customers who have history of delayed payment but is currently updated.

Cash in banks, cash equivalents and short-term investments are deposited with the top ten banks in the Philippines; hence, considered high grade.

Unquoted investments held for trading and AFS financial assets are unrated while quoted AFS financial assets are assessed as high grade based on financial status of the counterparty and its current stock price performance in the market.

**Liquidity Risk.** Liquidity risk is the risk that the Company will encounter difficulty in meeting obligations associated with financial liabilities that are settled by delivering cash or another financial asset. The Company seeks to manage its liquidity profile to be able to finance its capital expenditures and service its maturing debts. The Company's objective is to maintain a balance between continuity of funding and flexibility through valuation of projected and actual cash flow information. The Company considers obtaining borrowings as the need arises.



The following table summarizes the maturity profile of the Company's financial assets and financial liabilities as at December 31, 2017 and 2016 based on contractual undiscounted cash flows. The table also analyzes the maturity profile of the Company's financial assets in order to provide a complete view of the Company's contractual commitments and liquidity.

	2017					Total
	On Demand	< 6 Months	6 Months to 1 Year	1-3 Years	> 3 Years	
<i>(In Thousands)</i>						
<b>Financial Assets</b>						
Cash and cash equivalents	₱3,711,248	₱-	₱-	₱-	₱-	₱3,711,248
Investments held for trading	2,279,666	-	-	-	-	2,279,666
Receivables	361,749	1,347,827	193,153	362,957	106,165	2,371,851
Finance lease receivable****	-	888,037	856,231	3,679,424	22,206,991	27,630,683
Advances to associates*	120,489	-	-	-	-	120,489
AFS financial assets	-	-	-	-	2,475,287	2,475,287
Deposits**	-	-	27,995	-	-	27,995
Refundable deposit and construction bonds	-	-	-	-	23,074	23,074
Guarantee bonds***	-	-	-	35,000	-	35,000
	₱6,473,552	₱2,235,864	₱1,049,384	₱4,077,381	₱24,904,422	₱38,675,653
<b>Financial Liabilities</b>						
Loans payable****	₱-	₱2,520,448	₱-	₱-	₱-	₱2,520,448
Trade and other current liabilities*****	1,756,625	-	-	-	-	1,753,944
Installment payable	-	1,340	1,341	2,763	-	5,444
Refundable deposit	-	-	-	-	115,979	115,979
Long-term debt****	-	844,292	513,576	3,375,927	2,305,763	7,039,558
Obligations under finance lease****	-	23,501	21,480	38,944	-	84,285
	₱1,756,625	₱3,389,581	₱536,757	₱3,417,634	₱2,421,742	₱11,519,658

\*Presented under "Investments in and advances to associates" account in the consolidated statement of financial position.  
 \*\*Presented under "Other current assets" account and "Other noncurrent assets" account in the consolidated statement of financial position.  
 \*\*\*Presented under "Other noncurrent assets" account in the consolidated statement of financial position.  
 \*\*\*\*Including future interest payments.  
 \*\*\*\*\*Excluding customers' deposits, statutory payables, installment payable and other liabilities to the government.

	2016					Total
	On Demand	< 6 Months	6 Months to 1 Year	1-3 Years	> 3 Years	
<i>(In Thousands)</i>						
<b>Financial Assets</b>						
Cash and cash equivalents	₱2,953,262	₱-	₱-	₱-	₱-	₱2,953,262
Investments held for trading	2,232,710	-	-	-	-	2,232,710
Receivables	302,771	1,443,985	133,062	219,758	62,302	2,161,878
Finance lease receivable****	-	819,428	812,854	5,911,370	37,911,003	45,454,655
Advances to associates*	120,336	480	-	-	-	120,816
AFS financial assets	-	-	-	-	2,026,944	2,026,944
Deposits**	-	-	-	20,959	-	20,959
Guarantee bonds***	-	-	-	35,000	-	35,000
	₱5,609,079	₱2,263,893	₱945,916	₱6,187,087	₱40,000,249	₱55,006,224
<b>Financial Liabilities</b>						
Loans payable****	₱-	₱44,401	₱2,158,884	₱-	₱-	₱2,203,285
Trade and other current liabilities*****	1,058,493	-	-	3,562	-	1,062,055
Long-term debt****	-	324,746	817,033	2,276,713	2,928,976	6,347,468
Nontrade liability****	-	3,762,000	-	-	-	3,762,000
Obligations under finance lease****	-	29,343	33,720	76,208	-	139,271
	₱1,058,493	₱4,160,490	₱3,009,637	₱2,356,483	₱2,928,976	₱13,514,079

\*Presented under "Investments in and advances to associates" account in the consolidated statement of financial position.  
 \*\*Presented under "Other current assets" account and "Other noncurrent assets" account in the consolidated statement of financial position.  
 \*\*\*Presented under "Other noncurrent assets" account in the consolidated statement of financial position.  
 \*\*\*\*Including future interest payments.  
 \*\*\*\*\*Excluding customers' deposits, statutory payables and other liabilities to the government.

The Company expects to settle its maturing obligations on long-term debt from its gaming revenues from casino operations, rental income on land and casino building (see Note 39) and expected profits from real estate development operations.



**Capital Management**

The primary objective of the Company's capital management is to safeguard its ability to continue as a going concern, so that it can continue to provide returns for shareholders and benefits for other stakeholders and to maintain an optimal capital structure to reduce the cost of capital.

The Company manages its capital structure and makes adjustments to it, in light of changes in economic conditions. To maintain or adjust the capital structure, the Company may adjust the dividend payment to shareholders, return capital to shareholders or issue new shares. There were no changes made in the objectives, policies or processes in 2017 and 2016.

The Company considers the following as its capital:

	2017	2016
	<i>(In Thousands)</i>	
Common stock	P10,561,000	P10,561,000
Additional paid-in capital	5,503,731	5,503,731
Treasury shares	(181,185)	(181,185)
Equity share in cost of Parent Company shares held by associates	(2,501)	(2,501)
Cost of Parent Company common shares held by subsidiaries	(1,585,336)	(1,758,264)
Retained earnings	8,194,187	6,289,302
	<b>P22,489,896</b>	<b>P20,412,083</b>

**Fair Value of Financial Assets and Financial Liabilities**

Set out below is a comparison by category and by class of carrying values and fair values of all the Company's financial assets and financial liabilities:

				2017		
				(Unadjusted)		
				Quoted	Significant	Significant
				Prices in	Observable	Unobservable
				Active	Inputs	Inputs
				Markets	(Level 2)	(Level 3)
		Valuation	Carrying	(Level 1)		
		Date	Value	Fair Value		
		<i>(In Thousands)</i>				
<b>Assets</b>						
Assets measured at fair value:						
Investments held for trading	December 31, 2017	P2,279,666	P2,279,666	P178,483	P2,101,183	P-
AFS financial assets (quoted)	December 31, 2017	2,474,448	2,474,448	2,365,728	108,720	-
Assets for which fair value is disclosed:						
Loans and receivables:						
Receivables -						
Finance lease receivable	December 31, 2017	18,083,181	27,630,682	-	-	27,630,682
Nonfinancial assets*	December 31, 2017	1,869,025	14,876,432	-	-	14,876,432
<b>Liabilities</b>						
Liabilities for which fair value is disclosed:						
Refundable deposit	December 31, 2017	115,979	99,276	-	-	99,276
Long-term debt	December 31, 2017	6,259,375	6,469,243	-	-	6,469,243
Obligations under finance lease	December 31, 2017	74,863	84,285	-	-	84,285

\*Consist of investment properties



				2016			
		Valuation Date	Carrying Value	Fair Value	Quoted (Unadjusted) Prices in Active Markets (Level 1)	Significant Observable Inputs (Level 2)	Significant Unobservable Inputs (Level 3)
<i>(In Thousands)</i>							
<b>Assets</b>							
<b>Assets measured at fair value:</b>							
Investments held for trading	December 31, 2016	₱2,232,710	₱2,232,710	₱165,990	P=	₱2,066,720	
AFS financial assets (quoted)	December 31, 2016	1,923,725	1,923,725	1,923,725	-	-	-
<b>Assets for which fair value is disclosed:</b>							
<b>Loans and receivables:</b>							
<b>Receivables -</b>							
Trade	December 31, 2016	784,866	723,156	-	723,156	-	-
Finance lease receivable	December 31, 2016	17,645,621	20,192,019	-	-	20,192,019	
<b>Liabilities</b>							
<b>Liabilities for which fair value is disclosed:</b>							
Long-term debt	December 31, 2016	4,621,875	4,307,683	-	-	4,307,683	
Obligations under finance lease	December 31, 2016	119,342	132,578	-	-	132,578	

The Company has no financial liabilities measured at fair value as at December 31, 2017 and 2016. There were no transfers between fair value measurements in 2017 and 2016.

The following methods and assumptions are used to estimate the fair value of each class of financial assets and financial liabilities:

*Cash and Cash Equivalents, Advances to Associates, Receivables (except receivables from real estate), Loans Payable, Trade and Other Current Liabilities and Installment Payable.* The carrying values of these financial instruments approximate their fair values due to the relatively short-term maturities of these financial assets and financial liabilities.

*Receivable from Real Estate Sales.* The fair value of trade receivables from real estate sales is determined by discounting the estimated cash flows using prevailing interest rates as at reporting dates. The discount rates used ranged from 6.39 % to 8.93% and 3.5 % to 5.7% in 2017 and 2016, respectively.

*Finance Lease Receivables.* The fair value of finance lease receivable is determined by discounting the estimated cash flows using prevailing discount rates in 2017 and 2016.

*Investments Held for Trading and AFS Financial Assets.* The fair values of investments held for trading and AFS financial assets in quoted equity shares are based on quoted prices in the PSE or those shares whose prices are readily available from brokers or other regulatory agency as at reporting date. There are no quoted market prices for the unlisted shares and there are no other reliable sources of their fair values, therefore, these are carried at cost, net of any impairment loss.

*Nontrade Liability.* The fair value on nontrade liability as at December 31, 2016 approximates its fair value due to relatively short-term maturity of this instrument.

*Long-term Debt.* The fair value long-term loans payable is determined by discounting the obligations' expected future cash flows using the discount rate of 3.7% to 5.1% in 2017 and 3.6% to 3.7% in 2016.

*Obligations under Finance Lease.* The estimated fair value of obligations under finance lease was calculated using the discounted cash flow methodology, using PDST-R2 rates ranging from 2.4% to 4.3% and 1.8% to 3.9% in 2017 and 2016, respectively.



#### 44. Supplemental Disclosure of Cash Flow Information

##### Changes in Liabilities Arising from Financing Activities

	January 1, 2017	Additions	Cash flows	Interest expense	Reclassification from short term to long-term	December 31, 2017
	₱-	₱1,309,630	(₱1,309,630)	₱-	₱-	₱-
	<i>(In thousands)</i>					
Dividends payable						
Obligations under finance lease	119,342	6,439	(61,777)	10,859	-	74,863
Loans payable	2,000,017		1,500,000	-	(1,000,000)	2,500,017
Long-term debt	4,621,875		637,500	-	1,000,000	6,259,375
Nontrade liability	3,762,000		(3,762,000)	-	-	-
<b>Total liabilities arising from financing activities</b>	<b>₱10,503,234</b>	<b>₱1,316,069</b>	<b>(₱2,995,907)</b>	<b>₱10,859</b>	<b>₱-</b>	<b>₱8,834,255</b>

Interest expense pertains to accretion of obligations under finance lease.

##### Noncash Activities

The following are the noncash activities in 2017:

- a. Additions to property and equipment amounting to ₱6.4 million from lease of lottery equipment accounted for as finance lease.
- b. Net assets from the acquisition of LCC subsidiaries (see Note 18).

In February 2015, the advances of Belle to APC amounting to ₱3.7 million was applied against Belle's subscription payable to APC.

There were no significant noncash activities in 2016.

#### 45. Events After Reporting Period

On February 23, 2018, the Parent Company's BOD approved the declaration of cash dividends of Twelve Centavos (₱0.012) per share, totaling ₱1,267.3 million. The record date to determine the shareholders entitled to receive the cash dividends was set to March 9, 2018 with the payment set on March 23, 2018.





SGV  
SUSTAINING & IMPROVING  
SUSTAINABLE GROWTH

SECURITY INVESTMENT CORPORATION  
1000 South Wood Street  
Pasig City, Philippines  
1100

SECURITY INVESTMENT CORPORATION  
1000 South Wood Street  
Pasig City, Philippines  
1100

SECURITY INVESTMENT CORPORATION  
1000 South Wood Street  
Pasig City, Philippines  
1100

**INDEPENDENT AUDITOR'S REPORT  
ON SUPPLEMENTARY SCHEDULES**

The Stockholders and the Board of Directors  
Belle Corporation  
5th Floor, Tower A  
Two E-Com Center, Palm Coast Avenue  
Mall of Asia Complex, CBP-1A, Pasay City

We have audited in accordance with Philippine Standards on Auditing, the consolidated financial statements of Belle Corporation and Subsidiaries as at December 31, 2017 and 2016 and for each of the three years in the period ended December 31, 2017, and have issued our report thereon dated February 23, 2018. Our audits were made for the purpose of forming an opinion on the basic financial statements taken as a whole. The schedules listed in the Index to Consolidated Financial Statements and Supplementary Schedules are the responsibility of the Company's management. These schedules are presented for purposes of complying with Securities Regulation Code Rule 68, As Amended (2011) and are not part of the basic financial statements. These schedules have been subjected to the auditing procedures applied in the audit of the basic financial statements and, in our opinion, fairly state, in all material respects, the information required to be set forth therein in relation to the basic financial statements taken as a whole.

SYCIP GORRES VELAYO & CO.

*Belinda T. Beng Hui*  
Belinda T. Beng Hui

Partner  
CPA Certificate No. 88823  
SEC Accreditation No. 0923-AR-2 (Group A),  
May 1, 2016, valid until May 1, 2019  
Tax Identification No. 153-978-243  
BIR Accreditation No. 08-001998-78-2015,  
June 26, 2015, valid until June 25, 2018  
PTR No. 6621231, January 9, 2018, Makati City

February 23, 2018





**BELLE CORPORATION AND SUBSIDIARIES**  
**Index to the Consolidated Financial Statements and**  
**Supplementary Schedules**  
**December 31, 2017**

- Schedule I: List of Philippine Financial Reporting Standards (PFRSs) and Interpretations Effective December 31, 2017
- Schedule II. Map of the Relationships of the Companies Within the Group
- Schedule III. Supplementary Schedules Required by Paragraph 6D, Part II Under SRC Rule 68, As Amended (2011)

**BELLE CORPORATION AND SUBSIDIARIES**  
**SCHEDULE OF ALL THE EFFECTIVE STANDARDS**  
**AND INTERPRETATIONS**  
**DECEMBER 31, 2017**

<b>PHILIPPINE FINANCIAL REPORTING STANDARDS AND INTERPRETATIONS</b> Effective as of December 31, 2017		<b>Adopted</b>	<b>Not Adopted</b>	<b>Not Applicable</b>
<b>Framework for the Preparation and Presentation of Financial Statements</b> Conceptual Framework Phase A: Objectives and qualitative characteristics		✓		
<b>PFRSs Practice Statement Management Commentary</b>				✓
<b>Philippine Financial Reporting Standards</b>				
<b>PFRS 1 (Revised)</b>	First-time Adoption of Philippine Financial Reporting Standards			✓
	Amendments to PFRS 1 and PAS 27: Cost of an Investment in a Subsidiary, Jointly Controlled Entity or Associate			✓
	Amendments to PFRS 1: Additional Exemptions for First-time Adopters			✓
	Amendment to PFRS 1: Limited Exemption from Comparative PFRS 7 Disclosures for First-time Adopters			✓
	Amendments to PFRS 1: Severe Hyperinflation and Removal of Fixed Date for First-time Adopters			✓
	Amendments to PFRS 1: Government Loans			✓
	Amendments to PFRS 1: Borrowing Costs	✓		
	Amendment to PFRS 1: Meaning of Effective PFRSs			✓
<b>PFRS 2</b>	Share-based Payment			✓
	Amendments to PFRS 2: Vesting Conditions and Cancellations			✓
	Amendments to PFRS 2: Group Cash-settled Share-based Payment Transactions			✓
	Amendment to PFRS 2: Definition of Vesting Condition			✓
	Amendments to PFRS 2: Share-based Payment, Classification and Measurement of Share-based Payment Transactions*	Not Early Adopted		
<b>PFRS 3 (Revised)</b>	Business Combinations	✓		
	Amendment to PFRS 3: Accounting for Contingent Consideration in a Business Combination			✓
	Amendment to PFRS 3: Scope Exceptions for Joint Arrangements			✓

<b>PHILIPPINE FINANCIAL REPORTING STANDARDS AND INTERPRETATIONS</b> Effective as of December 31, 2017		<b>Adopted</b>	<b>Not Adopted</b>	<b>Not Applicable</b>
<b>PFRS 4</b>	Insurance Contracts			✓
	Amendments to PAS 39 and PFRS 4: Financial Guarantee Contracts			✓
	Amendments to PFRS 4: Applying PFRS 9 with PFRS 4*	Not Early Adopted		
<b>PFRS 5</b>	Non-current Assets Held for Sale and Discontinued Operations			✓
	Amendments to PFRS 5: Changes in Methods of Disposals			✓
<b>PFRS 6</b>	Exploration for and Evaluation of Mineral Resources			✓
<b>PFRS 7</b>	Financial Instruments: Disclosures	✓		
	Amendments to PAS 39 and PFRS 7: Reclassification of Financial Assets	✓		
	Amendments to PAS 39 and PFRS 7: Reclassification of Financial Assets - Effective Date and Transition	✓		
	Amendments to PFRS 7: Improving Disclosures about Financial Instruments	✓		
	Amendments to PFRS 7: Disclosures - Transfers of Financial Assets	✓		
	Amendments to PFRS 7: Disclosures - Offsetting Financial Assets and Financial Liabilities	✓		
	Amendments to PFRS 7: Mandatory Effective Date of PFRS 9 and Transition Disclosures	✓		
	Amendments to PFRS 7: Disclosures - Servicing Contracts			✓
	Amendments to PFRS 7: Applicability of the Amendments to PFRS 7 to Condensed Interim Financial Statements	✓		
<b>PFRS 8</b>	Operating Segments	✓		
	Amendments to PFRS 8: Aggregation of Operating Segments and Reconciliation of the Total of the Reportable Segments' Assets to the Entity's Assets	✓		
<b>PFRS 9</b>	Financial Instruments*	Not Early Adopted		
	Amendments to PFRS 9: Prepayment Features with Negative Compensation*	Not Early Adopted		
<b>PFRS 10</b>	Consolidated Financial Statements	✓		
	Amendments to PFRS 10, PFRS 12 and PAS 27: Investment Entities			✓
	Amendments to PFRS 10, PFRS 12 and PAS 28: Applying the Consolidation Exception			✓

PHILIPPINE FINANCIAL REPORTING STANDARDS AND INTERPRETATIONS Effective as of December 31, 2017		Adopted	Not Adopted	Not Applicable
PFRS 11	Joint Arrangements			✓
	Amendments to PFRS 11: Accounting for Acquisitions of Interests in Joint Operations			✓
PFRS 12	Disclosure of Interests in Other Entities	✓		
	Amendments to PFRS 10, PFRS 12 and PAS 27: Investment Entities			✓
	Amendment to PFRS 12: Clarification of the Scope of the Standard			✓
	Amendments to PFRS 10, PFRS 12 and PAS 28: Applying the Consolidation Exception			✓
PFRS 13	Fair Value Measurement	✓		
	Amendment to PFRS 13: Short-term Receivables and Payables	✓		
	Amendment to PFRS 13: Portfolio Exception	✓		
PFRS 14	Regulatory Deferral Accounts			✓
PFRS 15	Revenue from Contracts with Customers*	Not Early Adopted		
PFRS 16	Leases*	Not Early Adopted		
<b>Philippine Accounting Standards</b>				
PAS 1 (Revised)	Presentation of Financial Statements	✓		
	Amendment to PAS 1: Capital Disclosures	✓		
	Amendments to PAS 32 and PAS 1: Puttable Financial Instruments and Obligations Arising on Liquidation			✓
	Amendments to PAS 1: Presentation of Items of Other Comprehensive Income	✓		
	Amendments to PAS 1: Clarification of the requirements for comparative information	✓		
	Amendments to PAS 1: Disclosure Initiative	✓		
PAS 2	Inventories	✓		
PAS 7	Statement of Cash Flows	✓		
	Amendments to PAS 7: Disclosure Initiatives	✓		
PAS 8	Accounting Policies, Changes in Accounting Estimates and Errors	✓		
PAS 10	Events after the Reporting Period	✓		
PAS 11	Construction Contracts			✓

<b>PHILIPPINE FINANCIAL REPORTING STANDARDS AND INTERPRETATIONS</b> Effective as of December 31, 2017		<b>Adopted</b>	<b>Not Adopted</b>	<b>Not Applicable</b>
<b>PAS 12</b>	Income Taxes	✓		
	Amendment to PAS 12 - Deferred Tax: Recovery of Underlying Assets	✓		
	Amendments to PAS 12: Recognition of Deferred Tax Assets for Unrealized Losses	✓		
<b>PAS 16</b>	Property, Plant and Equipment	✓		
	Amendments to PAS 16: Classification of servicing equipment	✓		
	Amendments to PAS 16 and PAS 38: Revaluation Method - Proportionate Restatement of Accumulated Depreciation and Amortization			✓
	Amendment to PAS 16 and PAS 38: Clarification of Acceptable Methods of Depreciation and Amortization	✓		
	Amendment to PAS 16 and PAS 41: Bearer Plants			✓
<b>PAS 17</b>	Leases	✓		
<b>PAS 18</b>	Revenue	✓		
<b>PAS 19 (Amended)</b>	Employee Benefits	✓		
	Amendments to PAS 19: Actuarial Gains and Losses, Group Plans and Disclosures	✓		
	Amendments to PAS 19: Defined Benefit Plans: Employee Contribution			✓
	Amendments to PAS 19: Regional Market Issue Regarding Discount Rate	✓		
<b>PAS 20</b>	Accounting for Government Grants and Disclosure of Government Assistance			✓
<b>PAS 21</b>	The Effects of Changes in Foreign Exchange Rates	✓		
	Amendment: Net Investment in a Foreign Operation			✓
<b>PAS 23 (Revised)</b>	Borrowing Costs	✓		
<b>PAS 24 (Revised)</b>	Related Party Disclosures	✓		
	Amendments to PAS 24: Key Management Personnel	✓		
<b>PAS 26</b>	Accounting and Reporting by Retirement Benefit Plans			✓
<b>PAS 27 (Amended)</b>	Separate Financial Statements	✓		
	Amendments to PFRS 10, PFRS 12 and PAS 27: Investment Entities			✓
	Amendments to PAS 27: Equity Method in Separate Financial Statements			✓

<b>PHILIPPINE FINANCIAL REPORTING STANDARDS AND INTERPRETATIONS</b> Effective as of December 31, 2017		<b>Adopted</b>	<b>Not Adopted</b>	<b>Not Applicable</b>
<b>PAS 28 (Amended)</b>	Investments in Associates and Joint Ventures	✓		
	Amendments to PFRS 10, PFRS 12 and PAS 28: Applying the Consolidation Exception			✓
	Amendments to PAS 28: Measuring an Associate or Joint Venture at Fair Value*	Not Early Adopted		
	Amendments to PAS 28: Long-term Interests in Associates and Joint Ventures*	Not Early Adopted		
<b>PAS 29</b>	Financial Reporting in Hyperinflationary Economies			✓
<b>PAS 32</b>	Financial Instruments: Presentation	✓		
	Amendments to PAS 32 and PAS 1: Puttable Financial Instruments and Obligations Arising on Liquidation			✓
	Amendment to PAS 32: Classification of Rights Issues			✓
	Amendments to PAS 32: Offsetting Financial Assets and Financial Liabilities	✓		
	Amendments to PAS 32: Tax effect of distribution to holders of equity instruments	✓		
<b>PAS 33</b>	Earnings per Share	✓		
<b>PAS 34</b>	Interim Financial Reporting	✓		
	Amendments to PAS 34: Interim Financial Reporting and Segment Information for Total Assets and Liabilities	✓		
	Amendments to PAS 34: Disclosure of Information 'Elsewhere in the Interim Financial Report'	✓		
<b>PAS 36</b>	Impairment of Assets	✓		
	Amendments to PAS 36: Recoverable Amount Disclosures for Non-Financial Assets	✓		
<b>PAS 37</b>	Provisions, Contingent Liabilities and Contingent Assets	✓		
<b>PAS 38</b>	Intangible Assets	✓		
	Amendments to PAS 16 and PAS 38: Revaluation Method - Proportionate Restatement of Accumulated Depreciation and Amortization			✓
	Amendment to PAS 16 and PAS 38: Clarification of Acceptable Methods of Depreciation and Amortization	✓		

<b>PHILIPPINE FINANCIAL REPORTING STANDARDS AND INTERPRETATIONS</b> Effective as of December 31, 2017		<b>Adopted</b>	<b>Not Adopted</b>	<b>Not Applicable</b>
<b>PAS 39</b>	Financial Instruments: Recognition and Measurement	✓		
	Amendments to PAS 39: Transition and Initial Recognition of Financial Assets and Financial Liabilities	✓		
	Amendments to PAS 39: Cash Flow Hedge Accounting of Forecast Intragroup Transactions			✓
	Amendments to PAS 39: The Fair Value Option			✓
	Amendments to PAS 39 and PFRS 4: Financial Guarantee Contracts			✓
	Amendments to PAS 39 and PFRS 7: Reclassification of Financial Assets	✓		
	Amendments to PAS 39 and PFRS 7: Reclassification of Financial Assets - Effective Date and Transition	✓		
	Amendments to Philippine Interpretation IFRIC 9 and PAS 39: Embedded Derivatives			✓
	Amendment to PAS 39: Eligible Hedged Items			✓
	Amendments to PAS 39: Novation of Derivatives and Continuation of Hedge Accounting			✓
<b>PAS 40</b>	Investment Property	✓		
	Amendments to PAS 40: Clarifying the Interrelationship between PFRS 3 and PAS 40 when Classifying Property as Investment Property or Owner-Occupied Property	✓		
	Amendments to PAS 40: Transfers of Investment Property*	Not Early Adopted		
<b>PAS 41</b>	Agriculture			✓
	Amendment to PAS 16 and PAS 41: Bearer Plants			✓
<b>Philippine Interpretations</b>				
<b>IFRIC 1</b>	Changes in Existing Decommissioning, Restoration and Similar Liabilities			✓
<b>IFRIC 2</b>	Members' Share in Co-operative Entities and Similar Instruments			✓
<b>IFRIC 4</b>	Determining Whether an Arrangement Contains a Lease	✓		
<b>IFRIC 5</b>	Rights to Interests arising from Decommissioning, Restoration and Environmental Rehabilitation Funds			✓
<b>IFRIC 6</b>	Liabilities arising from Participating in a Specific Market - Waste Electrical and Electronic Equipment			✓
<b>IFRIC 7</b>	Applying the Restatement Approach under PAS 29 Financial Reporting in Hyperinflationary Economies			✓
<b>IFRIC 8</b>	Scope of PFRS 2			✓

PHILIPPINE FINANCIAL REPORTING STANDARDS AND INTERPRETATIONS Effective as of December 31, 2017		Adopted	Not Adopted	Not Applicable
IFRIC 9	Reassessment of Embedded Derivatives			✓
	Amendments to Philippine Interpretation IFRIC 9 and PAS 39: Embedded Derivatives			✓
IFRIC 10	Interim Financial Reporting and Impairment	✓		
IFRIC 11	PFRS 2 - Group and Treasury Share Transactions			✓
IFRIC 12	Service Concession Arrangements			✓
IFRIC 13	Customer Loyalty Programmes			✓
IFRIC 14	The Limit on a Defined Benefit Asset, Minimum Funding Requirements and their Interaction			✓
	Amendments to Philippine Interpretations IFRIC 14, Prepayments of a Minimum Funding Requirement	✓		
IFRIC 16	Hedges of a Net Investment in a Foreign Operation			✓
IFRIC 17	Distributions of Non-cash Assets to Owners			✓
IFRIC 18	Transfers of Assets from Customers			✓
IFRIC 19	Extinguishing Financial Liabilities with Equity Instruments			✓
IFRIC 20	Stripping Costs in the Production Phase of a Surface Mine			✓
IFRIC 21	Levies	✓		
IFRIC 22	Foreign Currency Transactions and Advance Consideration*	Not Early Adopted		
IFRIC 23	Uncertainty over Income Tax Treatment*	Not Early Adopted		
SIC-7	Introduction of the Euro			✓
SIC-10	Government Assistance - No Specific Relation to Operating Activities			✓
SIC-12	Consolidation - Special Purpose Entities			✓
	Amendment to SIC 12: Scope of SIC 12			✓
SIC-13	Jointly Controlled Entities - Non-Monetary Contributions by Venturers			✓
SIC-15	Operating Leases - Incentives	✓		
SIC-25	Income Taxes - Changes in the Tax Status of an Entity or its Shareholders			✓
SIC-27	Evaluating the Substance of Transactions Involving the Legal Form of a Lease	✓		



PHILIPPINE FINANCIAL REPORTING STANDARDS AND INTERPRETATIONS Effective as of December 31, 2017		Adopted	Not Adopted	Not Applicable
SIC-29	Service Concession Arrangements: Disclosures			✓
SIC-31	Revenue - Barter Transactions Involving Advertising Services			✓
SIC-32	Intangible Assets - Web Site Costs			✓

*\* Standards and interpretations which will become effective subsequent to December 31, 2016.*

Note: Standards and interpretations tagged as "Not Applicable" are those standards and interpretations which were adopted but the entity has no significant covered transaction as at and for the year ended December 31, 2017.



**BELLE CORPORATION AND SUBSIDIARIES**  
**Supplementary Schedules Required by Paragraph 6D, Part II**  
**Under SRC Rule 68, As Amended (2011)**  
**December 31, 2017**

**Schedule A. Financial Assets**

Name of issuing entity and association of each issue	Number of shares or principal amount of bonds and notes	Amount shown in the balance sheet	Value based on market quotations at balance sheet date	Interest received and accrued
<i>(In Thousands)</i>				
<b>Loans and receivables</b>				
Cash and cash equivalents	P3,711,248	P3,711,248	N/A	P29,577
Trade receivables	1,987,783	1,987,783	N/A	-
Accrued interest	750	750	N/A	-
Advances to third parties and others	107,251	107,251	N/A	-
Advances to associates	552	552	N/A	-
Refundable deposits, guarantee bonds and construction bonds	86,029	86,029	N/A	-
Finance lease receivable	18,083,181	18,083,181	N/A	-
	23,976,794	23,976,794		P29,577
<b>Investments held for trading</b>				
Tagaytay Highlands International Golf Club, Inc.	1,310	786,000	786,000	-
The Country Club at Tagaytay Highlands, Inc.	2,279	273,483	273,483	-
Tagaytay Midlands Golf Club, Inc.	1,894	1,041,700	1,041,700	-
APC Group, Inc.	48,000,000	23,040	23,040	-
Leisure & Resorts World Corporation	63,424,792	101,656	101,656	-
Vantage Equities, Inc.	43,376,750	53,787	53,787	-
		2,279,666	2,279,666	-
<b>AFS Investments</b>				
SM Prime Holdings, Inc.	61,795,413	2,317,328	2,317,328	-
Spa and Lodge at Tagaytay Highlands, Inc.	194	102,820	102,820	-
SM Investments Corporation	48,878	48,389	48,389	-
Tagaytay Highlands International Golf Club, Inc.	9	3,000	3,000	-
The Country Club at Tagaytay Highlands, Inc.	5	1,800	1,800	-
Tagaytay Midlands International Golf Club, Inc.	2	1,100	1,100	-
Asian Petroleum	1	11	11	-
Costa De Hamilo	1	756	N/A	-
PLDT	1,605	83	N/A	-
		2,475,287	2,474,448	
		P28,731,747	P4,754,114	P29,577

**Schedule B. Amounts Receivable from Directors, Officers, Employees, and Principal Stockholders (Other than Related Parties)**

Name and Designation of debtor	Balance of Beginning of Period	Additions	Amounts collected	Amounts Written off	Current	Not Current	Balance at end of period
<i>(In Thousands)</i>							
Principal stockholder	P-	P2	P-	P-	P2	P-	P2
Employees	-	3,781	(80)	-	3,701	-	3,701
Officers	-	221	-	-	221	-	221
	P-	P4,004	(P80)	P-	P3,924	P-	P3,924

**Schedule C. Amounts Receivable from Related Parties which are eliminated during the Consolidation of Financial statements**

Name and Designation of debtor	Balance of Beginning of Period	Additions	Amounts collected	Allowance for Doubtful Accounts	Current	Not Current	Balance at end of period
<i>(In Thousands)</i>							
Belle Bay Plaza Corporation	P1,624,574	P9	P-	(P1,624,558)	P25	P-	P25
Metropolitan Leisure and Tourism Corp.	14	-	-	-	14	-	14
Belle Grande Resource Holdings, Inc.	207,258	317,092	(65,000)	-	459,350	-	459,350
Premium Leisure Corporation	5,948	705	(100)	-	6,553	-	6,553
SLW Development Corp.	90,976	-	(67,833)	-	23,143	-	23,143
Parallax Resources, Inc.	27,493	-	(26,100)	(750)	643	-	643
Belle Corporation	5,057,520	800,000	(3,764,252)	-	2,093,268	-	2,093,268
	P7,013,783	P1,117,806	(P3,923,285)	(P1,625,308)	P2,582,996	P-	P2,582,996

**Schedule D. Intangible assets - other assets**

Description	Beginning balance	Additions at cost	Charged to cost and expenses	Charged to other accounts	Other Charges additions (deductions)	Ending balance
<i>(In Thousands)</i>						
License	P4,812,707	P-	(P115,834)	P-	P-	P 4,696,873
Advisory Services	-	310,000	(5,636)	-	-	304,364
Goodwill	1,828,578	3,683	-	-	-	1,832,261
	6,641,285	P313,683	(P121,470)	P-	P-	P6,833,498

**Schedule E. Long-term debt**

Title of Issue and type of obligation	Amount authorized by indenture	Amount shown under caption "Current portion of long-term debt" in related balance sheet	Amount shown under caption "Long-term debt" in related balance sheet" <i>(In Thousands)</i>	Amount and Numbers of Periodic Payments		Maturity Date
				Amount	Periodic Payments	
Maybank	P1,500,000	P373,611	P585,764	P93,403	18 quarterly installments	June 23, 2022
Rizal Commercial Banking Corporation	1,500,000	100,000	1,200,000	100,000	3 annual installments and the remaining amount on due date	July 09, 2019
United Coconut Planters Bank	1,000,000	333,333	416,667	83,333	12 quarterly installments	February 21, 2020
Eastwest Bank	1,500,000	250,000	1,000,000	250,000	3 annual installments and the remaining amount on the due date	January 30, 2020
Robinsons	2,000,000		2,000,000	2,000,000	Balloon payment on maturity date	March 27, 2022
	<b>P7,500,000</b>	<b>P1,056,944</b>	<b>P5,202,431</b>			

**Schedule F. Indebtedness to Related Parties**

Name of Related Parties	Balance of Beginning of Period	Additions	Amounts Paid	Current	Not Current	Balance at end of period
None	-	-	-	-	-	-

**Schedule G. Guarantees of Securities of Other Issuers**

Name of issuing entity of securities guaranteed by the company for which this statement is filed	Title of issue of each class of securities guaranteed	Total amount guaranteed and outstanding	Amount owned by person for which statement is filed	Nature of Guarantee
None	-	-	-	-

**Schedule H. Capital Stock**

Title of Issue	Number of Shares authorized	Number of shares issued and outstanding as shown under related balance sheet caption	Number of shares reserved for options, warrants, conversion and other rights	Number of shares held by related parties	Directors, officers and employees	Others
Common stock	14,000,000,000	10,498,679.857	-	3,659,235,635	202,403,046	4,476,367,067
Percentage held	-	-	-	34.85%	1.93%	42.64%
Preferred stock	6,000,000,000	-	-	-	-	-
Percentage held	-	-	-	-	-	-

**Schedule I. Reconciliation of Retained Earnings Available for Dividend Declaration**

<i>(In Thousands)</i>		
Unappropriated Retained Earnings, as at December 31, 2016		P10,076,195
Add(less): Accretion of finance lease receivable – net of tax	(P4,336,950)	
Gain on share swap	(946,628)	
Treasury shares, beginning	(181,185)	
Accretion of security deposit	123,051	
Unrealized gain held for trading	187,172	
Deferred tax adjustment, beginning	(679,623)	(5,834,163)
Unappropriated retained earnings, as adjusted to available for dividend distribution as at January 1, 2016		4,242,032
Net income during the period closed to retained earnings		1,910,604
Less: Accretion of finance lease receivable	(786,211)	
Unrealized gain on marketable securities	(65,500)	
Accretion of security deposit	7,453	(844,258)
Net income actually earned during the period		5,308,378
Dividend declarations during the year		(997,375)
Unappropriated retained earnings as adjusted to available for dividend declaration, at end of year		<u>P4,311,003</u>

**Schedule J. Key Financial Ratios**

Ratios	Formula	2017	2016
<b>Asset-to-Equity Ratio</b>	$\frac{\text{Total assets}}{\text{Total stockholders' equity}}$	<b>1.44 : 1.00</b>	1.50 : 1.00
<b>Current Ratio</b>	$\frac{\text{Current assets}}{\text{Current liabilities}}$	<b>2.08 : 1.00</b>	1.33 : 1.00
<b>Debt-to-Equity Ratio</b>	$\frac{\text{Total interest-bearing debt}}{\text{Total stockholders' equity}}$	<b>0.29 : 1.00</b>	0.24 : 1.00
<b>Net Debt-to-Equity Ratio</b>	$\frac{\text{Total interest-bearing debt less cash and cash equivalents}}{\text{Total stockholders' equity}}$	<b>0.17 : 1.00</b>	0.14 : 1.00
<b>Interest Rate Coverage Ratio</b>	$\frac{\text{Earnings before interest and taxes}}{\text{Interest expense}}$	<b>9.49 : 1.00</b>	12.09 : 1.00
<b>Return on Asset</b>	$\frac{\text{Net income}}{\text{Average total assets}}$	<b>8.2%</b>	7.3%
<b>Return on Equity</b>	$\frac{\text{Net income}}{\text{Average total stockholders' equity}}$	<b>12.1%</b>	11.6%